



पुलिस संगठनों के आंकड़े (01 जनवरी, 2022 तक)

DATA ON POLICE ORGANIZATIONS (AS ON JANUARY 01, 2022)



पुलिस अनुसंधान एवं विकास ब्यूरो

गृह मंत्रालय, भारत सरकार

BUREAU OF POLICE RESEARCH AND DEVELOPMENT

Ministry of Home Affairs, Govt. of India

पुलिस संगठनों के आंकड़े

(01 जनवरी, 2022 तक)

DATA ON POLICE ORGANIZATIONS

(AS ON JANUARY 01, 2022)



पुलिस अनुसंधान एवं विकास ब्यूरो
गृह मंत्रालय, भारत सरकार

BUREAU OF POLICE RESEARCH AND DEVELOPMENT
Ministry of Home Affairs, Govt. of India

Note for readers

This booklet contains information from data received from various Police Forces.

Users are cautioned to exercise their discretion, judgement, and verification about facts & figures.

The State of Jammu & Kashmir was divided vide THE JAMMU AND KASHMIR REORGANISATION ACT, 2019, and the UTs of Jammu & Kashmir and Ladakh came into existence w.e.f 31/10/2019.

The UTs of Dadra and Nagar Haveli & Daman and Diu were merged vide The Dadra and Nagar Haveli and Daman and Diu (Merger of Union Territories) Act, 2019 came into existence w.e.f 09/12/2019.

© 2022 BPR&D, New Delhi

Published by:

Ram Govind Ram & Shakti Singh Tanwar, Senior Statistical Officers, on behalf of the BPR&D, NH-48, Mahipal Pur, New Delhi-110037.

Printed at :

Bansal General Store, 3588, Main Bazar, Old Subzi Mandi, Delhi-110007

अमित शाह



गृह मंत्री एवं सहकारिता मंत्री
भारत सरकार



संदेश

मुझे यह जानकर प्रसन्नता हो रही है कि पुलिस अनुसंधान एवं विकास ब्यूरो द्वारा प्रति वर्ष की भांति इस वर्ष भी 'पुलिस संगठनों के आंकड़े' 01 जनवरी, 2022 संस्करण का प्रकाशन किया जा रहा है।

पुलिस अनुसंधान एवं विकास ब्यूरो देश की पुलिस व्यवस्था को जामरिक केन्द्रित जनसेवा में परिवर्तित करने एवं समय के साथ प्रासंगिक रखने हेतु बहुआयामी योगदान कर रहा है। ब्यूरो जहां एक ओर अनुसंधान, आधुनिकीकरण, क्षमता निर्माण विविध प्रकाशनों के माध्यम से पुलिसिंग व्यवस्था को बौद्धिक रूप से मजबूत कर रहा है तो वहीं दूसरी ओर पुलिस प्रशिक्षण के माध्यम से पुलिस कार्मिकों को व्यावसायिक ज्ञान, कौशल तथा क्षमताओं का विकास कर रहा है। साथ ही ब्यूरो का राष्ट्रीय पुलिस मिशन, अनुसंधान एवं सुधारात्मक प्रशासन तथा अन्य विविध माध्यमों से गृह मंत्रालय को नीति निर्माण में आवश्यक परामर्श दे रहा है।

इस पुस्तक में सभी राज्यों एवं केन्द्र शासित प्रदेशों के पुलिस बलों, केन्द्रीय पुलिस संगठनों एवं केन्द्रीय सशस्त्र पुलिस बलों से संबंधित बहुमूल्य आंकड़े हैं जो निश्चित ही पुलिस नेतृत्व एवं नीति निर्धारकों, संसाधनों के प्रबंधन, वितरण, प्रयोग तथा अनुसंधान कार्य आदि के लिए बहुत उपयोगी सिद्ध होगी।

मैं, प्रकाशन मंडल को अपनी शुभकामनाएं प्रेषित करते हुए 'पुलिस संगठनों के आंकड़े' 01 जनवरी, 2022 संस्करण के सफल प्रकाशन की कामना करता हूँ।

(अमित शाह)

श्री बालाजी शीवास्त्व, भा.पु.से.,
महासिदेशक, बीपीआरएंडडी

नित्यानन्द राय
NITYANAND RAI



सत्यमेव जयते



आज़ादी का
अमृत महोत्सव

गृह राज्य मंत्री
भारत सरकार
नार्थ ब्लॉक, नई दिल्ली - 110001
MINISTER OF STATE FOR
HOME AFFAIRS
GOVERNMENT OF INDIA
NORTH BLOCK,
NEW DELHI - 110001

संदेश

पुलिस अनुसंधान एवं विकास ब्यूरो "पुलिस संगठनों के आंकड़े" 01 जनवरी, 2022 का नवीनतम संस्करण प्रस्तुत कर रहा है, यह बहुत गर्व की बात है। पुलिस संगठनों के प्रबंधन, नेतृत्व, प्रशिक्षण तथा मानव संसाधनों एवं अन्य संसाधनों के वितरण एवं प्रबंधन में इन आंकड़ों का अत्यंत महत्वपूर्ण स्थान है।

देश में कानून व्यवस्था राज्य का विषय है इसलिए पुलिस, राज्य के कार्य क्षेत्र का विषय है। बीपीआरएण्डडी एक संपर्क सूत्र के रूप में राज्यों एवं केंद्रीय पुलिस बलों को बांधने का कार्य करती है। इस पुस्तक में सभी राज्यों एवं केंद्र शासित प्रदेशों के पुलिस बलों एवं केंद्रीय पुलिस बलों से संबंधित महत्वपूर्ण आंकड़े उपलब्ध हैं जिनका बहुआयामी उपयोग संभव है।

पुस्तक में पुलिस संगठनों के विभिन्न पहलुओं से संबंधित प्रमुख आंकड़े शामिल हैं जो कि पुलिस संगठनों, सरकारी एजेंसियों, शोधार्थियों और शिक्षाविदों के लिए महत्वपूर्ण एवं उपयोगी हैं।

मैं इस महत्वपूर्ण और उपयोगी प्रकाशन के लिए श्री बालाजी श्रीवास्तव, महानिदेशक, पुलिस अनुसंधान एवं विकास ब्यूरो और उनकी प्रकाशन प्रभाग की टीम के सभी सदस्यों को हार्दिक शुभकामनाएं देता हूँ।

(नित्यानन्द राय)

नई दिल्ली ।
02 सितम्बर, 2022

Office Tel. : 011-23092870, 23092595, Fax No. : 011-23094896

अजय कुमार मिश्रा
AJAY KUMAR MISHRA



गृह राज्य मंत्री
भारत सरकार
MINISTER OF STATE FOR
HOME AFFAIRS
GOVERNMENT OF INDIA



संदेश

पुलिस बलों में बुनियादी ढांचे, प्रशिक्षण, अनुसंधान और अन्य संबंधित क्षेत्रों में क्षमता निर्माण की योजना बनाने के लिए संबंधित आंकड़ों का होना बहुत ही महत्वपूर्ण है। मुझे यह जानकर अत्यंत हर्ष हो रहा है कि पुलिस अनुसंधान एवं विकास ब्यूरो अपना एक अत्यंत महत्वपूर्ण और राष्ट्रीय स्तर का वार्षिक प्रकाशन "पुलिस संगठनों के आंकड़े (01 जनवरी, 2022 तक)" को प्रकाशित कर रहा है।

पुलिस संगठनों के आंकड़ों का प्रकाशन बीपीआरएंडडी और केंद्रीय सशस्त्र पुलिस बलों/राज्यों और केंद्र शासित प्रदेशों के पुलिस संगठनों के प्रमुखों के मध्य आपसी सहयोग का ही परिणाम है। मुझे विश्वास है कि यह प्रकाशन न केवल सभी हितधारकों और इसके उपयोगकर्ताओं की अपेक्षाओं को पूरा करेगा बल्कि उन्हें इससे भी अधिक सहयोग प्रदान करेगा।

मुझे आशा है कि पुलिस प्रशासक, योजनाकार, नीति निर्माता, शिक्षाविद् और अन्य हितधारक देश में कानून प्रवर्तन को मजबूत करने और नागरिकों को दी जाने वाली सेवाओं में सुधार के लिए बीपीआरएंडडी के इस प्रमुख प्रकाशन का उपयोग करेंगे।

मैं इस नवीनतम संस्करण को निर्धारित समय में प्रकाशित करने के लिए महानिदेशक, पुलिस अनुसंधान एवं विकास ब्यूरो और उनकी प्रकाशन प्रभाग की टीम को हार्दिक शुभकामनाएँ देता हूँ।

(अजय कुमार मिश्रा)

दिनांक: 01.09.2022.
नई दिल्ली।

Office : Room No. 127, North Block, New Delhi-110 001 Tel. : 23094054 Fax : 23093549
E-mail : ajay.kumar19@sansad.nic.in

निशित् प्रामाणिक
NISITH PRAMANIK



सत्यमेव जयते

गृह राज्य मंत्री
भारत सरकार
MINISTER OF STATE FOR
HOME AFFAIRS
GOVERNMENT OF INDIA



संदेश

यह हर्ष का विषय है कि पुलिस अनुसंधान एवं विकास ब्यूरो अपना वार्षिक प्रकाशन "पुलिस संगठनों के आँकड़े" (01 जनवरी, 2022 तक) को प्रकाशित करने जा रहा है।

"पुलिस संगठनों के आँकड़े" का वार्षिक प्रकाशन ब्यूरो का एक महत्वपूर्ण योगदान है। इसके प्रकाशन का पुलिस नेतृत्व, नीति निर्माता, शिक्षाविद, शोधकर्ता और अन्य हितधारक बड़ी उत्सुकता से प्रतीक्षा करते हैं। इसमें पुलिस की कार्यशैली के विभिन्न पहलुओं से संबंधित प्रमुख आँकड़े शामिल हैं। विगत दशकों में, यह प्रकाशन देश के पुलिस बलों एवं अन्य संस्थाओं के बीच काफी लोकप्रिय हो चुका है और इसके हितधारकों द्वारा प्रति वर्ष इस पुस्तक के विमोचन की तत्परता से प्रतीक्षा की जाती है।

मैं इस महत्वपूर्ण और उपयोगी प्रकाशन के लिए ब्यूरो के महानिदेशक, श्री बालाजी श्रीवास्तव एवं उनकी प्रकाशन प्रभाग की टीम को शुभकामनाएं देता हूँ ; और आशा करता हूँ कि यह प्रकाशन अपने उद्देश्य की पूर्ति करेगा।


(निशित् प्रामाणिक)



अजय भल्ला, भा.प्र.से.
AJAY BHALLA, IAS



सत्यमेव जयते



गृह सचिव
Home Secretary
भारत सरकार
Government of India
नॉर्थ ब्लॉक/North Block
नई दिल्ली/New Delhi



MESSAGE

I am happy to know that the BPR&D is ready with its annual publication, Data on Police Organisations (DoPO), as on 01.01.2022. The BPR&D has continuously strengthened the Indian Police Forces through its various capacity-building programs, training programs, research initiatives, modernization efforts, and flagship publications like the DoPO, to name a few.

2. DoPO is a veritable source of information on Police data and has mammoth potential for use by the administration, policymakers, and researchers. Police leadership and policymakers may utilize it expeditiously for evidence-based decisions and policy endeavors.

3. The efforts made by Shri Balaji Srivastava, DG, BPR&D, and the Publication Division of the BPR&D for publishing the DoPO as on 01.01.2022 are commendable. I also commend the efforts of the Heads of all States/UTs Police /CAPFs/CPOs in partnering and cooperating with the Bureau in providing the data for DoPO.


(Ajay Bhalla)

Place : New Delhi
Dated : 30.12.2022

बालाजी श्रीवास्तव, भा.पु.से.
महानिदेशक

Balaji Srivastava, IPS
Director General

Tel : 91-11-26781312 (O)
Fax : 91-11-26781315
Email : dg@bprd.nic.in



पुलिस अनुसंधान एवं विकास ब्यूरो
गृह मंत्रालय, भारत सरकार
राष्ट्रीय राजमार्ग-8, महिपालपुर,
नई दिल्ली-110037

Bureau of Police Research &
Development
Ministry of Home Affairs, Govt. of India
National Highway-8, Mahipalpur,
New Delhi-110037



संदेश

पुलिस अनुसंधान एवं विकास ब्यूरो द्वारा अपनी प्रमुख पुस्तक **"पुलिस संगठनों के आंकड़े" 01 जनवरी, 2022** को प्रस्तुत करना हमारे लिए बेहद गर्व और सम्मान की बात है।

जैसा कि हम सभी जानते हैं कि ब्यूरो बर्ष 1986 से प्रति वर्ष इस पुस्तक को प्रकाशित कर रहा है। पुस्तक के नवीनतम संस्करण **"पुलिस संगठनों के आंकड़े" 01 जनवरी, 2022** में नई विशेषताएं और आंकड़ें शामिल हैं जिसमें आवश्यकता अनुसार मूल्यवर्धन किए गए हैं।

"पुलिस संगठनों के आंकड़े" के इस संस्करण का प्रकाशन ब्यूरो और राज्यों एवं केंद्र शासित प्रदेशों के पुलिस बलों के प्रमुखों, केंद्रीय सशस्त्र पुलिस बलों और केंद्रीय पुलिस संगठनों के महानिदेशकों के सामूहिक प्रयासों का परिणाम है। उन्होंने प्रशासनिक बाधाओं के बावजूद न केवल अपेक्षित आंकड़ें उपलब्ध कराए हैं बल्कि शंकाओं एवं विसंगतियों का उत्तर देने में उत्साह के साथ अपनी प्रतिक्रिया व्यक्त की है। इसके अलावा, ब्यूरो का प्रकाशन प्रभाग आंकड़ों को व्यवस्थित रूप से संकलित एवं समेकित करने में अपनी प्रतिबद्धता के लिए प्रशंसा का पात्र है।

पिछले वर्षों की तरह, **"पुलिस संगठनों के आंकड़े" 01 जनवरी, 2022** ब्यूरो की वेबसाइट <https://bprd.nic.in> पर डिजिटल रूप में भी उपलब्ध है।

मुझे आशा है कि यह प्रामाणिक प्रकाशन पुलिस नेतृत्व, सरकारी विभागों, नीति निर्माताओं, शोधकर्ताओं और अन्य सभी हितधारक जो पूरे देश में हमारे पुलिस बलों की कार्यशैली को मजबूत करने में जुड़े हुए हैं, उनके लिए बहुत फायदेमंद होगा।

इस प्रकाशन को और अधिक उपयोगी बनाने के लिए पाठकों के सुझावों की प्रतीक्षा रहेगी।


(बालाजी श्रीवास्तव)

"Promoting Good Practices and Standards"

नीरज सिन्हा, भा.पु.से.
अपर महानिदेशक

Neeraj Sinha, IAS
Additional Director General

Tel: +91 11 26781341 • Fax: 91 11 26782201
Email: adg@bprd.nic.in • Website: www.bprd.nic.in



पुलिस अनुसंधान एवम् विकास श्रुते
गृह मंत्रालय, भारत सरकार
राष्ट्रीय राजमार्ग-8, महिपालपुर,
नई दिल्ली-110037

Bureau of Police Research & Development
Ministry of Home Affairs, Govt. of India
National Highway-8, Mahipalpur,
New Delhi-110037

Message

British mathematician, Clive Humby, is credited with having proclaimed that Data is the new Oil. Scores of thinkers have since added that like oil, data too needs to be refined, processed and presented in an appropriate format to be of any use to the society at large.

The updated edition of the Data on Police Organisations (DOPO), a flagship publication of the Bureau of Police Research & Development (BPR&D), is part of the ongoing endeavour to collect, collate and present 'Police Data' in a useable format. Figures compiled here with the support of State & Central organisations, are not mere numbers of faceless entities. Across its pages, the DOPO is a living testimony to the 'state' of our police forces, their strength and resources, as well as areas of weaknesses that warrant attention.

My sincere compliments to 'Team Publication' of the Bureau, led by Dy Director, Shri S K Upadhyay, for coordinating the massive exercise of collecting data from multiple sources, and compiling them in a presentable format.

It is our fond hope, that research scholars, policy planners, field officers, as well as fellow-citizens, would derive as much pleasure going through the numbers, as we did, collecting and compiling them!


(Neeraj Sinha)

डॉ. करुणा सागर, भा.पु.से.
महानिरीक्षक/निदेशक (आधुनिकीकरण)

Dr. Karuna Sagar, IPS
Inspector General/Director (Modernisation)

Tel: 91-11-26782023
91-11-26782030(F)
E-mail: igmod@bprd.nic.in



पुलिस अनुसंधान एवं विकास ब्यूरो
गृह मंत्रालय, भारत सरकार
राष्ट्रीय राजमार्ग-8, महिपालपुर,
नई दिल्ली-110037

Bureau of Police Research & Development
Ministry of Home Affairs, Govt. of India
National Highway-8, Mahipalpur,
New Delhi-110037

D.O No. Dir (PD)/Misc./2022/DOPO



Executive Summary

The BPR&D has been publishing the Data on Police Organisations since 1986. Since the origin of the Bureau, collection, collation, compilation and publication of police related data have been done by the Bureau. However, some additions were made every year and for the first time in 1986, it was compiled in the book. Each year, some new information was added to enrich the Data on Police Organisations.

The Data on Police Organisations as on 01.01.2022 consists of features like 'Sanctioned and actual Strength of Police Forces, including CAPFs and CPOs, Presence of Women Police in Civil Police and other components of policing, major policing indicators like Police Population Ratio, Police Area Ratio, Population Per Police Person, Area Per Police Person, Transport Per 100 Policemen. It also consists of supporting provisions like the reservation for SC, ST, OBC and women in Police forces.

The in-depth analysis also includes special features like Data on India Reserve Battalion, Commando Battalion, Special Operation Group, Special Task Force, State Disaster Response Force, Citizen Friendly Police Apps, Police Helpline and availability of Training Academies and Training Centres.

In our country, policing falls under the jurisdiction of the State, as law & order is a State subject. Apart from the above, the Central Government manages and regulates policing of UTs, and also maintains the specialized policing agencies in the broader category of CAPFs & CPOs for specific purposes.

The Data on Police Organisations is a document that provides conclusive information about all the Police Forces, CAPFs & CPOs and presents the Police leadership to policymakers, research scholars and academia in one area. The publication of DoPO as on 01.01.2022 is the result of the symbiotic endeavour of the Bureau and the DGs/Head of State/UT Police Forces/CAPFs/CPOs. They have furnished the data required despite administrative and operational constraints and answered promptly. In addition, Shri Shashi Kant Upadhyay, DIG and staff of the Publication Division deserve accolades for completing this enormous task.

I hope this publication will be helpful to all stakeholders who aspire to bolster the functioning of the Police forces. I hope we will get your ongoing support in the future. Suggestions to improve are always desired.


(Dr. Karuna Sagar)

शशि कान्त उपाध्याय
उप-महानिरीक्षक / उपनिदेशक

Shashi Kant Upadhyay
DIG/Deputy Director (PD & SPD)

Tel. : 91-11-26781311 (O)
E-mail : dig-spd1@bprd.nic.in
shashikant@bprd.nic.in



पुलिस अनुसंधान एवम् विकास ब्यूरो
गृह मंत्रालय, भारत सरकार
राष्ट्रीय राजमार्ग-8, महिपालपुर,
नई दिल्ली-110037

Bureau of Police Research & Development
Ministry of Home Affairs, Govt. of India
National Highway-8, Mahipalpur,
New Delhi-110037



Acknowledgment

It is a matter of great pride and honour for me to present the latest edition of our flagship publication, Data on Police Organisations (DoPO), as on 01.01.2022. The DoPO is a seminal publication of the Bureau and is a veritable source of data on policing as it is provided by the States, UTs, CAPFs, and CPOs.

The Bureau has completed its odyssey of 52 years in bolstering the police forces through its various endeavours, like capacity-building programs, research projects, modernization programs, NPM projects, and publications. The DoPO is always considered our flagship initiative, useful for Police leadership, Government agencies, academia, and research scholars.

The publication of the DoPO concerns the collection, collation, and compilation of data provided by the States, UTs, CAPFs, and CPOs; it is not conceivable without the efficacious contribution and collaboration of the DG/Head of State Police Forces, CAPFs, and CPOs.

I express my sincere gratitude to the DGs/HoPF of the Police Forces for their ongoing support in publishing the DoPO. Suggestions to improve it further are always desired. I am sure Bureau will continue to get their guidance and assistance in the future too.

(Shashi Kant Upadhyay)

PUBLICATION BOARD

GUIDANCE

Shri Balaji Srivastava, IPS

Director General

SUPERVISION

Shri Neeraj Sinha, IPS

Addl. Director General

Dr. Karuna Sagar, IPS

Director, (Mod & SPD)

Shri SK Upadhyay

Dy. Director, SPD

EDITORIAL

Shri VK Gautam

Asst. Director, SPD

Shri Ram Govind Ram

Senior Statistical Officer, SPD

Shri Shakti Singh Tanwar

Senior Statistical Officer, SPD

TECHNICAL SUPPORT

Shri Vasu Gupta

Data Entry Operator, SPD

CONTENTS

	SUBJECT	PAGE No.
CHAPTER 1	INTRODUCTION	35
	Data Collection Technique	35
	Indian Demography	37
CHAPTER 2	BASIC POLICE STATISTICS	38
	Police – Population Ratio (PPR) (Per Lakh of Population)	38
	Police – Area Ratio (PAR) (Per 100 Sq. Km. of Area)	38
	Population Per Police Person (PPP)	38
	Area Per Police Person (APP) (in Sq. Km)	39
	Transport Per 100 Police Personnel (TPP)	38
CHAPTER 3	INDIAN POLICE: HUMAN RESOURCES	44
	Strength of Police	44
	SCs/STs & OBCs in State/UT Police	49
	Women in Police	53
CHAPTER 4	POLICE BUDGET	55
	Budget & Expenditure on State/UT Police	55
	Modernization Grants	56
	Budget & Expenditure on CAPFs	58
CHAPTER 5	POLICE INFRASTRUCTURE	59
	State Police Administrative Offices	59
	Police Stations/Posts	60
	Police Commissionerates in India	60
	Transport Facilities	62
	Police Communication Facilities	64
	Police Housing	65
CHAPTER 6	OTHER DATA/INFORMATION	67
	Equipment to Facilitate Policing	67
	Police Districts Affected by Terrorism /Extremism	68
	Training and Development	70
	IPS Officers	70
	PPMG and PMG	72
	Pay Scales of Police Officers	72

TABLES

List of Tables	Page No.
TABLE 2.1.1 National Police Statistics (2017- 2021)	73
TABLE 2.1.2 Area and Population of States/UTs, Police Strength, Population Per Police Person, Area Per Police Person & Transport Per 100 Police Personnel	74
TABLE 2.1.3 Sanctioned and Actual Police - Population and Area Ratio in States/UTs	76
TABLE 3.1.1 Sanctioned (S) & Actual (A) Strength of Police Forces in States/UTs	78
TABLE 3.1.2 Sanctioned (S) & Actual (A) Strength in Different Ranks in Civil Police in States/UTs	80
TABLE 3.1.3 (A) Sanctioned (S) & Actual (A) Strength in Different Ranks in District Armed Reserve (DAR) Police in States/UTs	84
TABLE 3.1.3 (B) Sanctioned (S) & Actual (A) Strength in Different Ranks in Special Armed Police Battalion in States/UTs	87
TABLE 3.1.3 (C) Sanctioned (S) & Actual (A) Strength of Different Ranks in IRB Police in States/UTs	91
TABLE 3.1.3 (D) Actual (A) Strength of Commando Battalions in States/UTs	95
TABLE 3.1.3 (E) Anti Human Trafficking Unit in States/UTs	97
TABLE 3.1.4 Sanctioned (S) & Actual (A) Strength in various Ranks with Vacancies (V) of Total (Civil+ District Armed Reserve (DAR) + Armed + IRB) Police Force in States/UTs Police Force	98
TABLE 3.1.5 Officers to Field Staff Ratio of Sanctioned & Actual Strength of Police in States/UTs	102
TABLE 3.1.6 Actual Strength of Scheduled Castes Staff in States/UTs	103
TABLE 3.1.7 Actual Strength of Scheduled Tribes Staff in States/UTs	104
TABLE 3.1.8 Actual Strength of Other Backward Classes Staff in States/UTs	105
TABLE 3.1.9 Actual Strength of Women in Civil Police in States/UTs	106

List of Tables	Page No.
TABLE 3.1.10 (A) Actual Strength of Women in District Armed Reserve (DAR) Police in States/UTs	108
TABLE 3.1.10 (B) Actual Strength of Women in Special Armed Police Battalion in States/UTs	109
TABLE 3.1.10 (C) Actual Strength Of Women of Different Ranks in IRB Police in States/UTs	111
TABLE 3.1.10 (D) Actual (A) Strength Of Women of Different Ranks in Commando Battalions in States/UTs	113
TABLE 3.1.10 (E) Number of All-Women Battalion in Police in States/UTs	115
TABLE 3.2.1 Strength of Women Police, Reservation of Women Police, Women Population Per Women Police	116
TABLE 3.2.2 Sanctioned (S)/Actual (A) Strength in Various Ranks in Traffic Police in States/UTs	118
TABLE 3.2.3 Actual Strength of Women Police in Various Ranks in Traffic Police in States/UTs	120
TABLE 3.2.4 Sanctioned (S) & Actual (A) Strength of Special Branch Dealing with Intelligence in States/UTs	122
TABLE 3.2.5 Actual Strength of Women Police in Special Branch Dealing with Intelligence in States/UTs	124
TABLE 3.2.6 Sanctioned (S) & Actual (A) Strength of Crime Investigation Department (CID/Crime Branch (CB)) in States/UTs	125
TABLE 3.2.7 Actual Strength of Women Officers in Crime Investigation Department (CID/Crime Branch (CB)) in States/UTs	127
TABLE 3.2.8 Sanctioned (S) & Actual (A) Strength of Various Ranks in Special Operations Group Units Dealing with Insurgents/Extremists/ Terrorists in States/UTs	128
TABLE 3.2.9 (A) Actual Strength of Women Police in Various Ranks in Special Operations Group Units Dealing with Insurgents/Extremists/ Terrorists in States/UTs	130
TABLE 3.2.9 (B) Actual (A) Strength of Anti Corruption Bureau (ACB)/ Vigilance Department in States/UTs	132

List of Tables	Page No.
TABLE 3.2.9 (C) Actual Strength of Special Task Force in States/UTs (Dealing with Organized Crime)	134
TABLE 3.2.9 (D) Sanctioned (S) & Actual (A) Strength of Different Ranks in SDRF (Disaster Response) in States/UTs	136
TABLE 3.2.10 Sanctioned (S) and Actual (A) Strength of Gazetted and Non-Gazetted Personnel in Central Armed Police Forces (CAPFs)	138
TABLE 3.2.11 Sanctioned (S) and Actual (A) Strength of Central Armed Police Forces (CAPFs)	139
TABLE 3.3.1 Actual Strength in Various Ranks of Women in Central Armed Police Forces (CAPFs)	142
TABLE 3.3.2 Actual Strength of Scheduled Castes Staff in CAPFs	144
TABLE 3.3.3 Actual Strength of Scheduled Tribes Staff in CAPFs	145
TABLE 3.3.4 Actual Strength of Other Backward Classes Staff in CAPFs	146
TABLE 3.3.5 Actual Strength of Central Investigation Agencies & Other Central Police Organizations (CPOs)	147
TABLE 3.3.6 Actual Strength of Women in Central Investigation Agencies & Other Central Police Organizations(CPOs)	148
TABLE 3.3.7 Actual Strength of Scheduled Castes Staff in Central Investigation Agencies & Other Central Police Organizations (CPOs)	150
TABLE 3.3.8 Actual Strength of Scheduled Tribes Staff in Central Investigation Agencies & Other Central Police Organizations (CPOs)	151
TABLE 3.3.9 Actual Strength of Other Backward Classes Staff in Central Investigation Agencies & Other Central Police Organizations (CPOs)	152
TABLE 4.1.1 Total State Budget, Budget for Police, Budget for Police Training, Police Expenditure for the Financial Year 2020 - 2021 (Revised) (Figures in Crore of ₹)	153
TABLE 4.1.2 Total State Budget, Budget for Police, Budget for Police Training, Police Expenditure for the Financial Year 2021 - 2022 (Tentative) (Figures in Crore of ₹)	154

List of Tables		Page No.
TABLE 4.1.3	Increase/Decrease in Total Police Expenditure & Training Expenditure as Compared to Financial Year 2020-21 (Revised) & 2021-22 (Tentative) (Figures in Crore of ₹)	155
TABLE 4.1.4 (A)	Modernization Grant by Central & State Govt to the Police & Utilization in the financial year 2020-21 (Revised) (Figures in Crore of ₹)	156
TABLE 4.1.4 (B)	Modernization Grant by Central & State Govt to the Police & Utilization in the financial year 2021-22 Tentative (Figures in Crore of ₹)	157
TABLE 4.1.5	Budget & Expenditure of CAPFs for the Financial Year 2020-21 (Revised) & 2021-22 (Tentative) (Figures in Crore of ₹)	158
TABLE 5.1.1	Number of Police Zones, Ranges, Districts, Sub-Divisions, Circles, and Sanctioned Police Stations	159
TABLE 5.1.2	Number of Sanctioned (S) and Actual (A) Police Stations (Rural, Urban & Special Purpose Police Stations) in States/UTs	160
TABLE 5.1.3	Number of Sanctioned (S) and Actual (A) Police Outposts (Rural, Urban & Railway) in States/UTs	161
TABLE 5.1.4	Actual Number of Special Purpose Police Stations in States/UTs	162
TABLE 5.1.5	Police Commissionerate System in India	164
TABLE 5.1.5 (A)	Sanctioned (S) Strength of Civil Police in Metro Cities having Police Commissionerate System	165
TABLE 5.1.5 (B)	Sanctioned (S) Strength of District Armed Reserve (DAR) Police in Metro Cities having Police Commissionerate System	167
TABLE 5.1.5 (C)	Sanctioned (S) Strength of Armed Police in Metro Cities having Police Commissionerate System	169
TABLE 5.1.6	Vehicles available with States/UTs Police	171
TABLE 5.1.6(A)	Number of Special Vehicles available with States/UTs	173
TABLE 5.1.7	Transport Resources Per 100 Police Personnel	174
TABLE 5.1.8	Actual Strength of Vehicles available with CAPFs	175

List of Tables	Page No.
TABLE 5.1.8(A) Number of Special Purpose Vehicles available with CAPFs	176
TABLE 5.1.9 Number of Police Stations Having/Not Having Vehicles, Telephones & Wireless/Mobiles in States/UTs	177
TABLE 5.1.10 Family Quarters available for Officers of the rank of Dy. SP & Above, ASIs to Inspectors, Constables & Head Constables in States/UTs	178
TABLE 5.2.1 Family Quarters available for Officers of the rank of Asstt. Commandant and above, ASIs to Subedar Major, Constable & Head Constable in CAPFs	179
TABLE 5.2.1(A) Expenditure on CAPFs Housing Corporation in Financial Year 2020 – 2021 (Revised) (₹ in Crore)	180
TABLE 5.2.1(B) Expenditure on CAPFs Housing Corporation in Financial Year 2021 – 2022 (Tentative) (₹ in Crore)	181
TABLE 5.2.2 (A) Expenditure by Police Housing Corporations in Financial Year 2020-21 Revised (₹ in Crore)	182
TABLE 5.2.2 (B) Expenditure by Police Housing Corporations in Financial Year 2021-22 Tentative (₹ in Crore)	183
TABLE 5.2.3 Police Offices Operated from Government/Hired Buildings	184
TABLE 6.1.1 Number of Forensic Science Laboratories/Mobile Forensic Science Vans available with States/UTs	185
TABLE 6.1.2 Number of Servers, Computers, Laptops available with States/UTs Police	186
TABLE 6.1.3 Number of CCTV Cameras, Speed Guns & Breath Analyzers available with States/UTs Police	187
TABLE 6.1.4 Number of Animals in the States/UTs Police	188
TABLE 6.1.5 Number of Animals in the CAPFs	189
TABLE 6.1.6 Number of Actual/Existing (Rural + Urban + Special Purpose) Police Stations Installed With CCTVS Camera in States/UTs	190
TABLE 6.1.7 Number of Companies of Central Armed Police Forces (BSF, CRPF, CISF, ITBP, etc.) Deployed In The States/UTs for over Six Months during Calendar Year 2021	191

List of Tables		Page No.
TABLE 6.1.8	Number of Police Personnel Directly Recruited/Inducted in States/UTs during the Calendar Year 2021	192
TABLE 6.1.9	Number of Police Personnel Directly Recruited/Inducted in CAPFs during the Calendar Year 2021	195
TABLE 6.1.10	Number of Newly Recruited Police Personnel Trained in States/UTs during the Calendar Year 2021 (Tentative)	197
TABLE 6.2.1	Number of Directly Recruited/Inducted CAPFs Personnel Trained during the Calendar Year 2021 (Tentative)	200
TABLE 6.2.2	Statistics Regarding IPS Officers (Tentative)	202
TABLE 6.2.3	Data regarding Women Helpdesk set up in Police Stations	203
TABLE 6.2.4	State/UT wise Number of Women Police Stations and their location	204
TABLE 6.2.5	Details of Police Medals for Gallantry awarded to Police Personnel of States/UTs/CAPFs/CPOs, etc., during 2021	220
Appendix 1	States/UTs-wise Training Institutes in India	222
Appendix 2	CAPFs-wise Training Institutes in India	235
Appendix 3	States/UTs-wise Pay Scales from the rank of Constable to Dy. Superintendent of Police	243
Appendix 4	CAPF-wise Pay Scales from the rank of Constable to Asstt. Commandant	245
Appendix 5	States/UTs - Wise Terrorism/Extremism Affected Police Districts during the Calendar Year 2021	246
Appendix 6	Central Investigation Agency & Other Central Police Organizations (CPOs) wise Training Institutes in India	247
Appendix 7	Central Investigation Agencies & Other Central Police Organizations (CPOs) wise Pay Scales from the rank of Constable to Dy. Superintendent of Police	249
Appendix 8	Number of Cyber Cells in States/UTs	250
Appendix 9	Anti Sabotage Team (AST) / Check Team / Bomb Detection And Bomb Disposal Squad in States/UTs	251
Appendix 10	Number and Name of Police Apps for Citizens in States/UTs	252

List of Tables		Page No.
Appendix 11	States/UTs-Wise Police Universities in India	255
Appendix 12	Police Helpline Numbers in States/UTs	256
Appendix 13	Police Bands in States/UTs	263
Appendix 14	Number of Student Police Cadets (SPC) Project Schools & Student Police Cadets (SPC) in States/UTs	264
Appendix 15	Anti Sabotage Teams (AST) / Check Teams / Bomb Detection and Bomb Disposal Squads in CAPF	265
Appendix 16	Number of Animals in the Central Investigation Agencies & Other Central Police Organizations (CPOs)	266
Appendix 17	Budget & Expenditure of Central Investigation Agencies & Other Central Police Organizations (CPOs) (Figures in Crore of ₹)	267
Appendix 18	Actual Strength of Vehicles Available with Central Investigation Agencies & Other Central Police Organizations (CPOs)	268
Appendix 19	Family Quarters Available with Central Investigation Agencies & Other Central Police Organizations (CPOs)	269
Appendix 20	Expenditure on Housing of CPOs in the Financial Year 2020-21 (Revised) (₹ in Crore)	270
Appendix 21	Expenditure on Housing of CPOs in the Financial Year 2021-22 (Tentative) (₹ in Crore)	271

GLOSSARY

SI.No.	ABBREVIATION	FULL FORM
1	A	ACTUAL
2	A & N ISLANDS	ANDAMAN & NICOBAR ISLANDS
3	ADDL. DGP	ADDITIONAL DIRECTOR GENERAL OF POLICE
4	AIGP	ASSISTANT INSPECTOR GENERAL OF POLICE
5	APP	AREA PER POLICE PERSON
6	ARSI	ARMED RESERVE SUB INSPECTOR
7	ASI	ASSISTANT SUB INSPECTOR
8	AST	ANTI SABOTAGE TEAM
9	BPR&D	BUREAU OF POLICE RESEARCH & DEVELOPMENT
10	BSF	BORDER SECURITY FORCE
11	CAPF	CENTRAL ARMED POLICE FORCE
12	CBI	CENTRAL BUREAU OF INVESTIGATION
13	CCTV	CLOSED CIRCUIT TELEVISION
14	CID	CRIME INVESTIGATION DEPARTMENT
15	CISF	CENTRAL INDUSTRIAL SECURITY FORCE
16	CPO	CENTRAL POLICE ORGANIZATION
17	CRPF	CENTRAL RESERVE POLICE FORCE
18	D&N HAVELI	DADRA AND NAGAR HAVELI
19	DAR	DISTRICT ARMED RESERVE
20	DCPW	DIRECTORATE OF COORDINATION POLICE WIRELESS
21	DGP	DIRECTOR GENERAL OF POLICE
22	DIG	DEPUTY INSPECTOR GENERAL OF POLICE
23	DoPO	DATA ON POLICE ORGANIZATIONS
24	Dy SP	DEPUTY SUPERINTENDENT OF POLICE
25	ERSS	EMERGENCY RESPONSE SUPPORT SYSTEM
26	FSL	FORENSIC SCIENCE LABORATORY

27	GO	GAZETTED OFFICER
28	HC	HEAD CONSTABLE
29	IGP	INSPECTOR GENERAL OF POLICE
30	IRB	INDIAN RESERVE BATTALION
31	ITBP	INDO-TIBETAN BORDER POLICE
32	MFSV	MOBILE FORENSIC SCIENCE VAN
33	MHA	MINISTRY OF HOME AFFAIRS
34	MPV	MINES PROTECTED VEHICLES
35	NA	NOT AVAILABLE
36	NCRB	NATIONAL CRIME RECORDS BUREAU
37	NDPS	NARCOTIC DRUGS AND PSYCHOTROPIC SUBSTANCE
38	NDRF	NATIONAL DISASTER RESPONSE FORCE
39	NEPA	NORTH EASTERN POLICE ACADEMY
40	NIA	NATIONAL INVESTIGATION AGENCY
41	NP	NOT PROVIDED
42	NSG	NATIONAL SECURITY GUARD
43	OBCs	OTHER BACKWARD CLASSES
44	PAR	POLICE AREA RATIO
45	PCR	POLICE CONTROL ROOM
46	PMG	POLICE MEDAL FOR GALLANTRY
47	PPMG	PRESIDENT'S POLICE MEDAL FOR GALLANTRY
48	PPP	POPULATION PER PERSON
49	PPR	POLICE POPULATION RATIO
50	RGI	REGISTRAR GENERAL OF INDIA
51	RI	RESERVE INSPECTOR
52	RPF	RAILWAY PROTECTION FORCE
53	RSI	RESERVE SUB INSPECTOR
54	S	SANCTIONED
55	SCs	SCHEDULED CASTES

56	SCRB	STATE CRIME RECORDS BUREAU
57	SDRF	STATE DISASTER RESPONSE FORCE
58	SI	SUB INSPECTOR
59	SIT	SPECIAL INVESTIGATION TEAM
60	SOI	SURVEY OF INDIA
61	SOS	SAVE OUR SOULS
62	SP	SUPERINTENDENT OF POLICE
63	SPC	STUDENT POLICE CADET
64	SSB	SASHASTRA SEEMA BAL
65	SSP	SENIOR SUPERINTENDENT OF POLICE
66	STs	SCHEDULED TRIBES
67	STF	SPECIAL TASK FORCE
68	SVP NPA	SARDAR VALLABHBHAI PATEL NATIONAL POLICE ACADEMY
69	TPP	TRANSPORT PER POLICE PERSONNEL
70	UT	UNION TERRITORY
71	V	VACANCY
72	WPWP	WOMEN POPULATION PER WOMEN POLICE

CHAPTER 1

Introduction

SECTION I: DATA COLLECTION TECHNIQUE

- Purpose of the Publication
- User Guide to Indian Police Statistics
 - Statistics Covered
- Data source and quality
 - Data Collection Tool
 - Analytical Techniques
 - Data Collection Procedure
- Data Limitations and Implications
 - Conventions used

This section provides information regarding the purpose of publication, user guide to Indian Police Statistics, data source and quality, statistical tools, the procedure of data collection, limitations, and implications.

PURPOSE OF THE PUBLICATION:

The BPR&D has been publishing the “Data on Police Organizations” in India since 1986, annually. From time to time, some of the essential features like women police, police expenditure, constabulary ratio, transport facilities, communication facilities, representation of SCs/STs, and police training institutes were added.

In this publication, dimensions like the infrastructure of CAPFs (vehicle availability, family quarters, training institutions, tracker and sniffer dogs, and pay scales), Gender-wise data on Police Forces, District Armed Reserve Police, Senior Supervisory Officers, Immediate Supervisory Officers, and Field Staff Ratio, Data of Women Police, Sanctioned and Actual Strength of SCs/STs and OBCs have been added.

This issue of “Data on Police Organizations” in India, as on 01.01.2022, will be more beneficial for the users, especially for the policymakers, police officers, researchers, academicians, police administrators, and other stakeholders, as it is coming out timely.

DATA COLLECTION PROCEDURE:-

“Data on Police Organizations” in India (DoPO) has been prepared based on the data provided by the States/UTs, CAPFs, and other Central Police Organizations. Further, data have also been obtained from the Registrar General of India (RGI) and the Survey of India (SOI).

STATISTICAL TOOLS:-

Statistical methods involved in carrying out the study include planning, designing, collecting data, analyzing, drawing meaningful interpretation, and reporting the findings.

PRESENTATION OF DATA:-

Data are collected in a raw format. Therefore, data have been summarized, processed, analyzed, and presented in charts and tables to make them more meaningful. However, in this format, there are inherent difficulties in its understanding.

The graph is a very effective visual tool. It displays data at a glance, facilitates comparison, reveals trends and relationships within the data, such as changes over time, frequency distribution and correlation, etc. Bar graphs, Pie charts, and other statistical tools have been used.

DATA LIMITATIONS:-

DoPO has been prepared based on data provided by the States/UTs/CAPFs and other Police Organizations.

Police structures in different States/UTs, CAPFs, and CPOs are not uniform. In a few cases, States/UTs have not provided complete data; consequently, it has been mentioned as ‘Not Available (NA)/Not Provided (NP)’ in the relevant Tables and, at places. ‘0’ denotes numeric value, whereas (-) denotes not available. Wherever appropriate, data of the previous year has been incorporated for the sake of comparison.

SECTION II: INDIAN DEMOGRAPHY

- Male & Female Population
- Geographical Area

This section depicts the information/data of States/UTs regarding demography, containing the country's male-female population and geographical area.

MALE & FEMALE POPULATION

Demography is the statistical study of populations, especially human beings. At a glance, it analyzes living population, i.e., changes over time and space in response to birth, migration, aging, death, etc.

Its analysis covers entire society or groups defined by education, nationality, religion, ethnicity, etc. Demographic studies also analyze the relationships between economic, social, cultural, and biological processes influencing the population.

The total population of India, as on 01.10.2021, as provided by the Registrar General of India and the Census Commissioner of India, is 137.03 crore, approx., comprising 70.43 crore males and 66.60 crore females.

Among the States, Uttar Pradesh, with a population of more than 23.23 Crore, is the most populous state in the country, followed by Maharashtra, with a population of 12.50 crore.

Among the Union Territories, Delhi, with a population of more than 2.08 crore, is the most populous UT in the country, followed by J&K, with a population of 1.34 crore.

GEOGRAPHICAL AREA

The total geographical area of the country is 32,87,162 Sq. Km, approximately. In terms of geographical area, the largest state in India is Rajasthan, with an area of 3,42,111 Sq. Km. and the smallest is the UT of Lakshadweep, with an area of 30 Sq. Km.

CHAPTER 2

Basic Police Statistics

- Police – Population Ratio (PPR) (Per Lakh of Population)
- Police – Area Ratio (PAR) (Per 100 Sq. Km. of Area)
- Population Per Police Person (PPP)
- Area Per Police Person (APP) (in Sq. Km.)
- Transport Per 100 Police Personnel (TPP)

The basic police data is a compilation of information on sanctioned/actual strength of Civil, District Armed Reserve Police & State Special Armed Police, Population Per Police Person (PPP), i.e., Police - Population Ratio (PPR), Area Per Police Person (APP), number of Police Zones, Ranges, Districts, Circles, Police Stations, Police Posts and number of Special Armed Police Battalions in the country.

An analysis of the national data on police over the last five years (**Table No - 2.1.1**) provides the percentage of changes regarding the preceding years from 2017 to 2021.

POLICE – POPULATION RATIO (PPR) (PER LAKH OF POPULATION)

Police per lakh of Population Ratio (PPR) against the total sanctioned Police strength (Civil + DAR + Special Armed + IRB) during the year 2021 is 196.23 as compared to 193.95 in the previous year. The highest ratio is 1,266.33 in A&N Islands (**Table No - 2.1.3**).

POLICE – AREA RATIO (PAR) (PER 100 SQ. KM. OF AREA)

Police per 100 Sq. Km. of Area Ratio (PAR) against the total sanctioned Police strength (Civil + DAR + Special Armed + IRB) during the year 2021 is 81.80 as compared to 80.07 in the previous year. The highest ratio is 6,353.83 in Delhi (**Table No-2.1.3**).

POPULATION PER POLICE PERSON (PPP)

Population Per Police Person against the total sanctioned Police strength (Civil + DAR + Special Armed+ IRB) during the year 2021 is 509.62 as compared to 515.59 in the previous year. The highest ratio is 868.99 in Bihar (**Table No-2.1.2**).

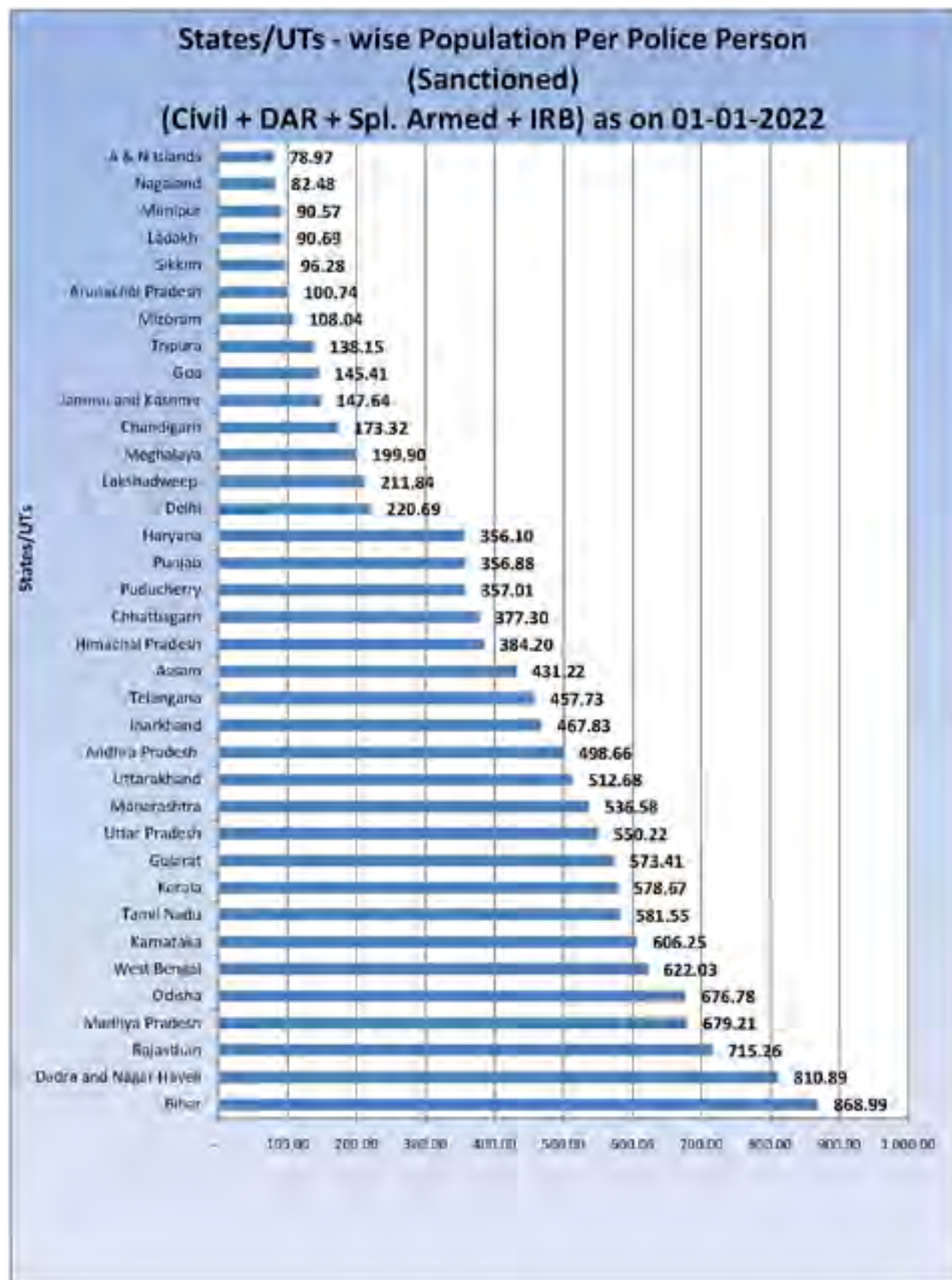
AREA PER POLICE PERSON (APP) (IN SQ. KM)

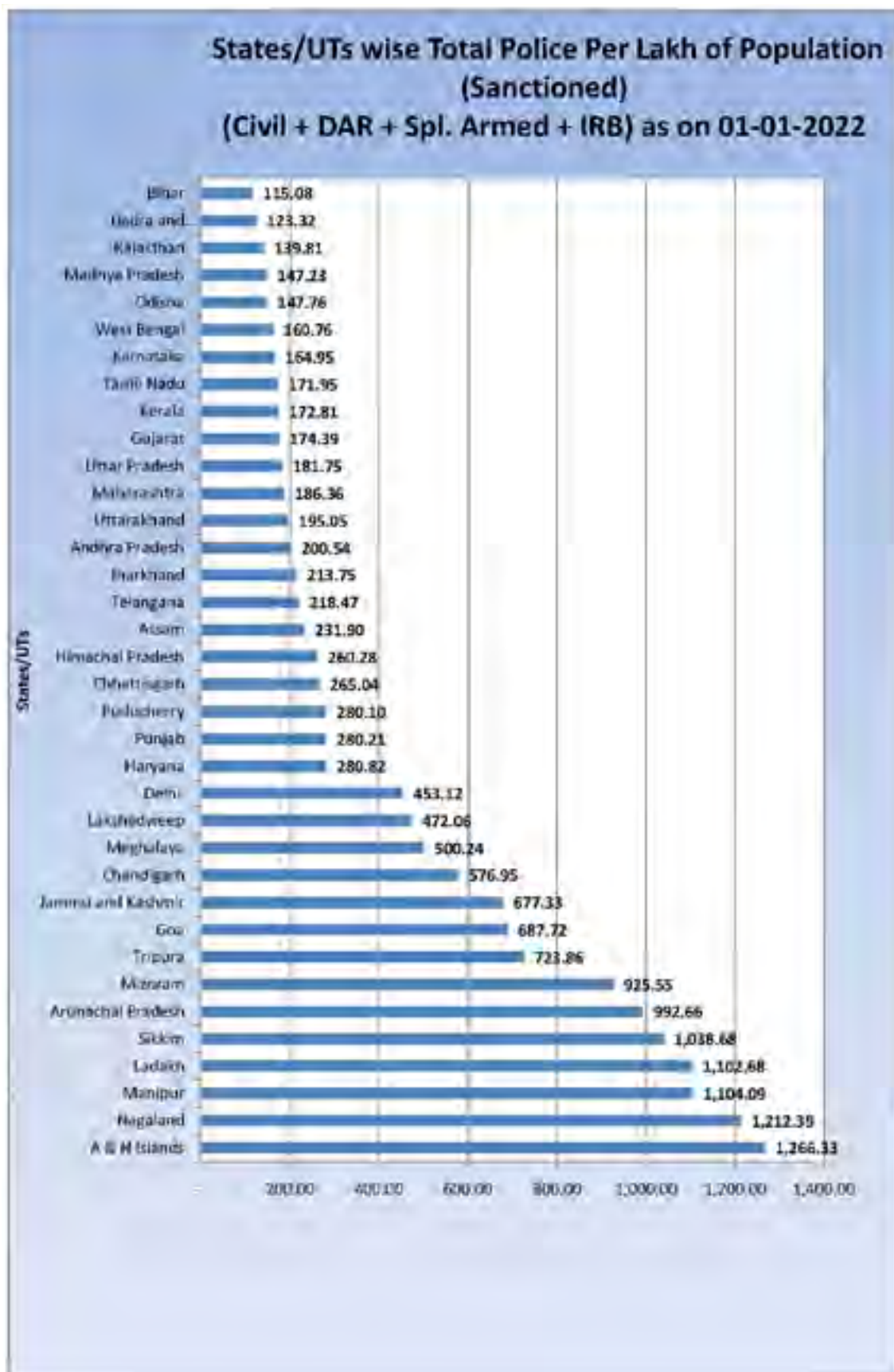
Area Per Police Person (in Sq. Km) against the total sanctioned Police strength (Civil + DAR + Special Armed+ IRB) during the year 2021 is 1.22, compared to 1.25 in the previous year. The highest ratio is 51.33 in Ladakh (**Table No-2.1.2**).


TRANSPORT PER 100 POLICE PERSONNEL(TPP)

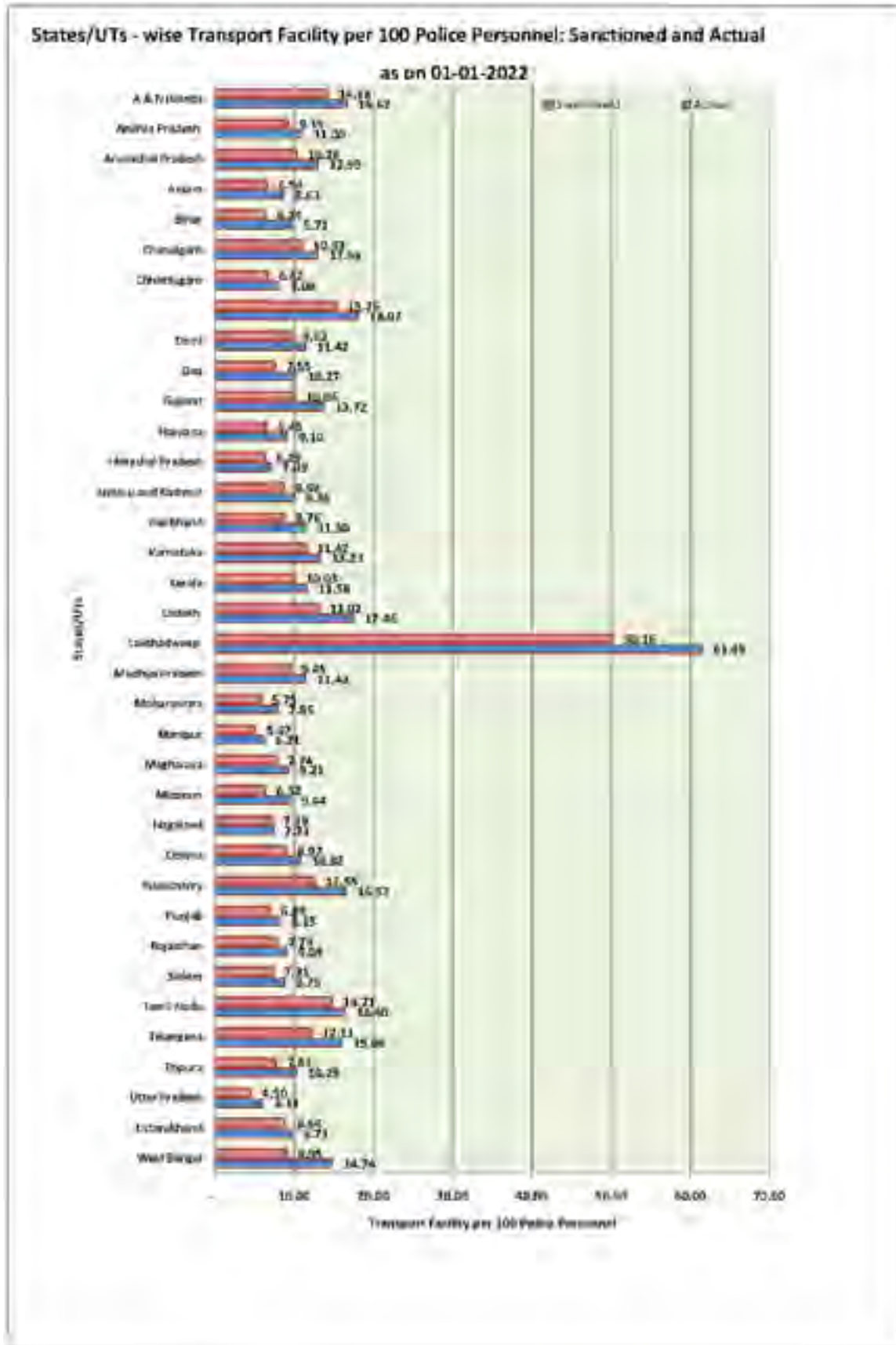
Transport per 100 Police Personnel against the total sanctioned Police strength (Civil+ DAR+ Special Armed+ IRB) during the year 2021 is 8.01 as compared to 7.87 in the previous year. The highest ratio is 50.16 in Lakshadweep. However, actual availability during the year 2021 is 10.29 (**Table No-2.1.2**).

State/UT-wise Population Per Police Person (PPP), State/UT-wise Area in Sq. Km. Per Police Person (APR) & State/UT-wise Transport Resources Per 100 Police Personnel (TPP) are shown at the end of this section.









CHAPTER 3

Indian Police: Human Resources

SECTION I : STRENGTH OF POLICE

- Sanctioned and Actual Police Strength (Civil+ DAR + Special Armed+ IRB)
- Officers to Field Staff Ratio
- State/UT wise Vacancy in Police Forces
- Sanctioned & Actual Strength of Traffic Police
- Sanctioned & Actual Strength of Special Branch
- Sanctioned& Actual Strength of CID/Crime Branch
- Sanctioned & Actual Strength of Special Police Units
- Sanctioned & Actual Strength of Central Armed Police Forces(CAPFs)

This section provides information on sanctioned and actual strength of Civil Police, District Armed Reserve Police, State Special Armed Police and the total strength of Police. Rank-wise sanctioned and actual strength of Police Forces of States/UTs and CAPFs have been provided. Officers to Field Staff Ratio (Teeth to Tail Ratio) has been computed for sanctioned and actual police strength of States/UTs. Efforts have been made to provide rank-wise sanctioned and actual strength of Traffic Police, Special Branch, CID/Crime Branch and Special Police Units.

SANCTIONED STRENGTH

Data on the sanctioned strength of State Police Forces indicate that out of 26.89 lakh of the total police force in the country, 18.15 lakh are Civil Police, 3.11 lakh are District Armed Reserve Police and the remaining 3.95+1.67(IRBn) lakh, are State Special Armed Police. The total sanctioned strength is the highest in Uttar Pradesh (4.22 lakh), followed by Maharashtra (2.32 lakh).

The sanctioned strength of Civil Police is the highest in Uttar Pradesh (3.23 lakh), followed by Maharashtra (1.95 lakh).

The sanctioned strength of the District Armed Reserve Police is the highest in UP (53,465), followed by Bihar (51,196).

The sanctioned strength of the State Special Armed Police is the highest in Uttar Pradesh (43,954), followed by Assam (38,425) (**Table No-3.1.1**).

ACTUAL STRENGTH

Data on the actual strength of State Police Forces indicates that out of 20.93 lakh of the total police forces in the country, 14.17 lakh are Civil Police, 2.28 lakh District Armed Police and the remaining 3.14+1.34(IRBn) lakh are the State Special Armed Police. The actual strength is the highest in Uttar Pradesh (3.10 lakh), followed by Maharashtra (1.70 lakh).

The actual strength of the Civil Police is the highest in Uttar Pradesh (2.53 lakh), followed by Maharashtra (1.37 lakh).

The actual strength of the District Armed Reserve Police is the highest in Bihar (43,122), followed by Tamil Nadu (27,436).

The actual strength of the State Special Armed Police is the highest in Uttar Pradesh (40,043), followed by Assam (27,895) (**Table No-3.1.1**).

VACANCY POSITION IN POLICE FORCE

There is a vacancy of (81,940+33,388 IRBn) Police personnel in the State Special Armed Police forces, against (3,95,474+1,67,626 IRBn) sanctioned posts, 82,649 vacancies in the District Armed Reserve Police force, against 3,11,163 sanctioned posts and 3,97,128 vacancies in the Civil Police as against 18,14,675 sanctioned posts. The overall vacancy comes to 5,95,105 against the total sanctioned strength (Civil, DAR, Special Armed and IRBn) of 26,89,938 at the national level (**Table No-3.1.1**).

STRENGTH OF TRAFFIC POLICE

There are 76,697 police personnel actually deployed on traffic duties against the sanctioned strength of 1,02,696. The highest number is 9,615 in Maharashtra (**Table No-3.2.2**).

STRENGTH OF SPECIAL BRANCH DEALING WITH INTELLIGENCE

There are 37,212 Police personnel actually deployed in the Special Branch against the sanctioned strength of 51,489. The highest number is 4,097 in U.P (**Table No- 3.2.4**).

STRENGTH OF CID/CRIME BRANCH

15,750 Police personnel are actually deployed in CID/Crime Branch against the sanctioned strength of 25,528. The highest number deployed is 1,898 in Maharashtra (**Table No- 3.2.6**).

STRENGTH OF SPECIAL POLICE UNITS

There are 34,207 Police personnel actually deployed in Special Police Units against the sanctioned strength of 41,793. The highest number is 9,127 in Maharashtra (**Table No - 3.2.8**).

STRENGTH OF CENTRAL ARMED POLICE FORCES (CAPFs)

The CRPF assists the State governments in maintenance of Law and Order and performs various internal security duties. BSF, ITBP, Assam Rifles and SSB are border guarding forces, but they also provide need based assistance to the civil administration for maintenance of law and order and internal security.

The total sanctioned strength of CAPFs is 11,10,804, out of which 19,836 are Gazetted, and 10,90,968 are Non-Gazetted ranks. However, the total actual strength is 10,21,501, out of which 17,376 are Gazetted and 10,04,125 are Non-Gazetted officers (**Table No - 3.2.10**)

The highest actual strength is 3,09,544 in the Central Reserve Police Force (CRPF) against their sanctioned strength of 3,24,654 as shown in the chart at the end of this section.

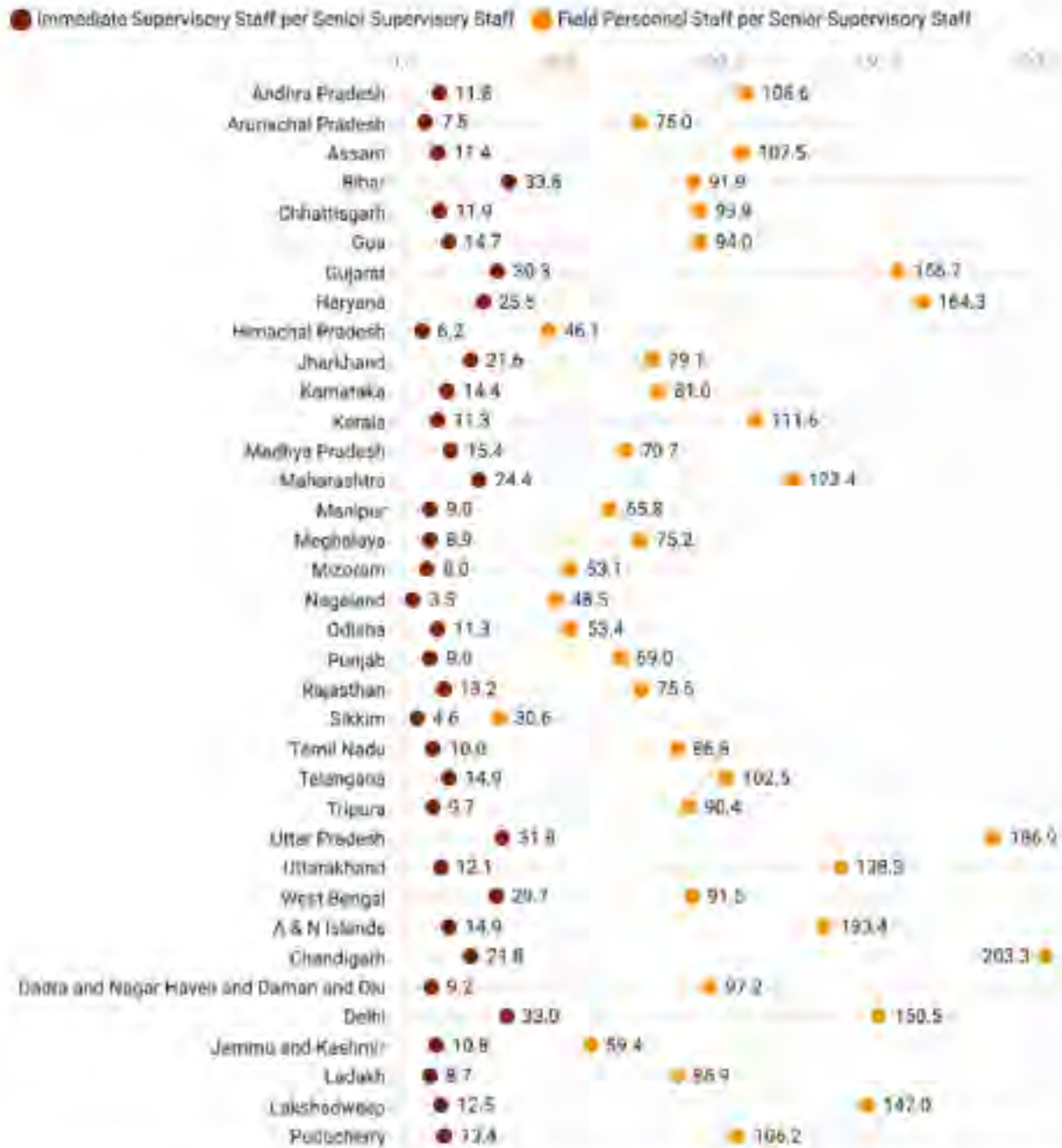
RANK WISE - SANCTIONED STRENGTH & OFFICERS TO FIELD STAFF RATIO

It is popularly known as the teeth to tail ratio. It is an important indicator of the relative strength of police personnel in different ranks. It also helps Police organizations in preparing management plan of the Police forces, generally, comparing Senior Supervisory Officers

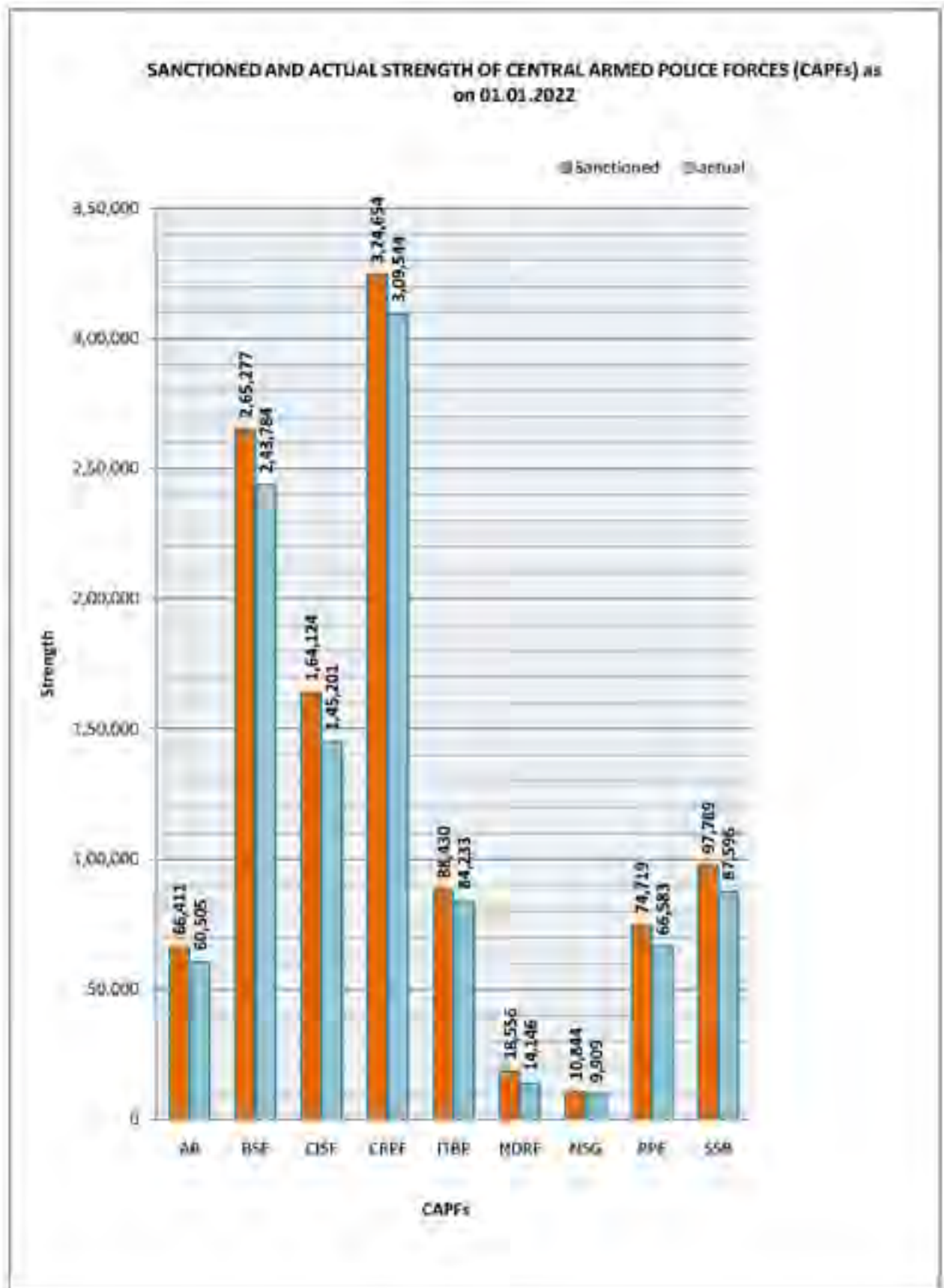
(Dy.SP to DG) and Immediate Supervisory Officers (Inspector to ASI) with field personnel (Head Constable and Constable)

The teeth to tail ratio for sanctioned strength of total police forces is 1:18:97 (approx.). (**Table No- 3.1.5**) as also shown in the chart below.

States/UTs - Wise Officer to Field Staff Ratio (Sanctioned) (Teeth to tail Ratio)



Senior Supervisory, immediate Supervisory & Field Personnel Ratio is ratio between Senior Supervisory Minimum strength of 10000 to 100, Immediate Supervisory Officers of the ranks of A-10, Sub-Inspector to Inspector to field staff in the rank of Constable to Constable.



SECTION II : SCs/STs & OBCs IN STATE/UT POLICE

- SCs/STs & OBCs in Police Forces
- Percentage of SCs/STs & OBCs in Police Forces
- Reservation of SCs/STs & OBCs approved by State Government in Police Force
- Reservation of SCs/STs & OBCs approved by Central Government in CAPFs

This section provides State/UT-wise information about reservations in respect of Scheduled Castes (SCs), Scheduled Tribes (STs) and Other Backward Classes (OBCs) in the police. The Percentage of reservation for Scheduled Castes, Scheduled Tribes and Other Backward Classes is different in different States/UTs.

STRENGTH & RESERVATION OF SCHEDULED CASTES (SCs), SCHEDULED TRIBES (STs) & OTHER BACKWARD CLASSES (OBCs):

The total actual strength of Police Personnel belonging to Scheduled Castes stands at 3,16,903 (from Constable to Dy.SP) in the States/UTs (**Table No - 3.1.6**).

The total actual strength of Police Personnel belonging to Scheduled Tribes stands at 2,33,220 (from Constable to Dy.SP) in the States/UTs (**Table No - 3.1.7**).

The total actual strength of Police Personnel belonging to Other Backward Classes stands at 6,10,221 (from Constable to Dy.SP) in the States/UTs (**Table No - 3.1.8**).

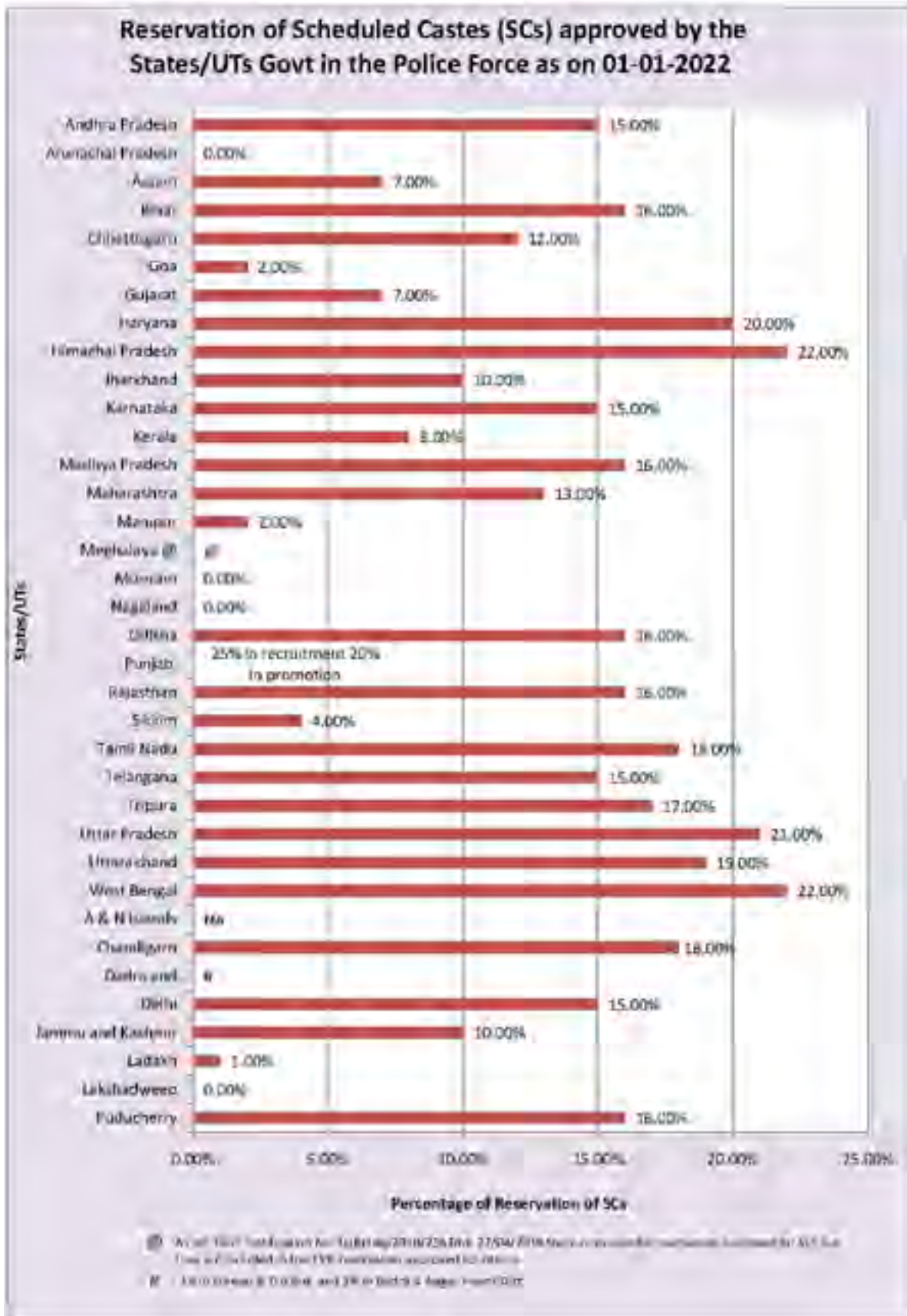
RESERVATION APPROVED BY STATE GOVERNMENT FOR SCHEDULED CASTES (SCs), SCHEDULED TRIBES (STs) & OTHER BACKWARD CLASSES (OBCs):

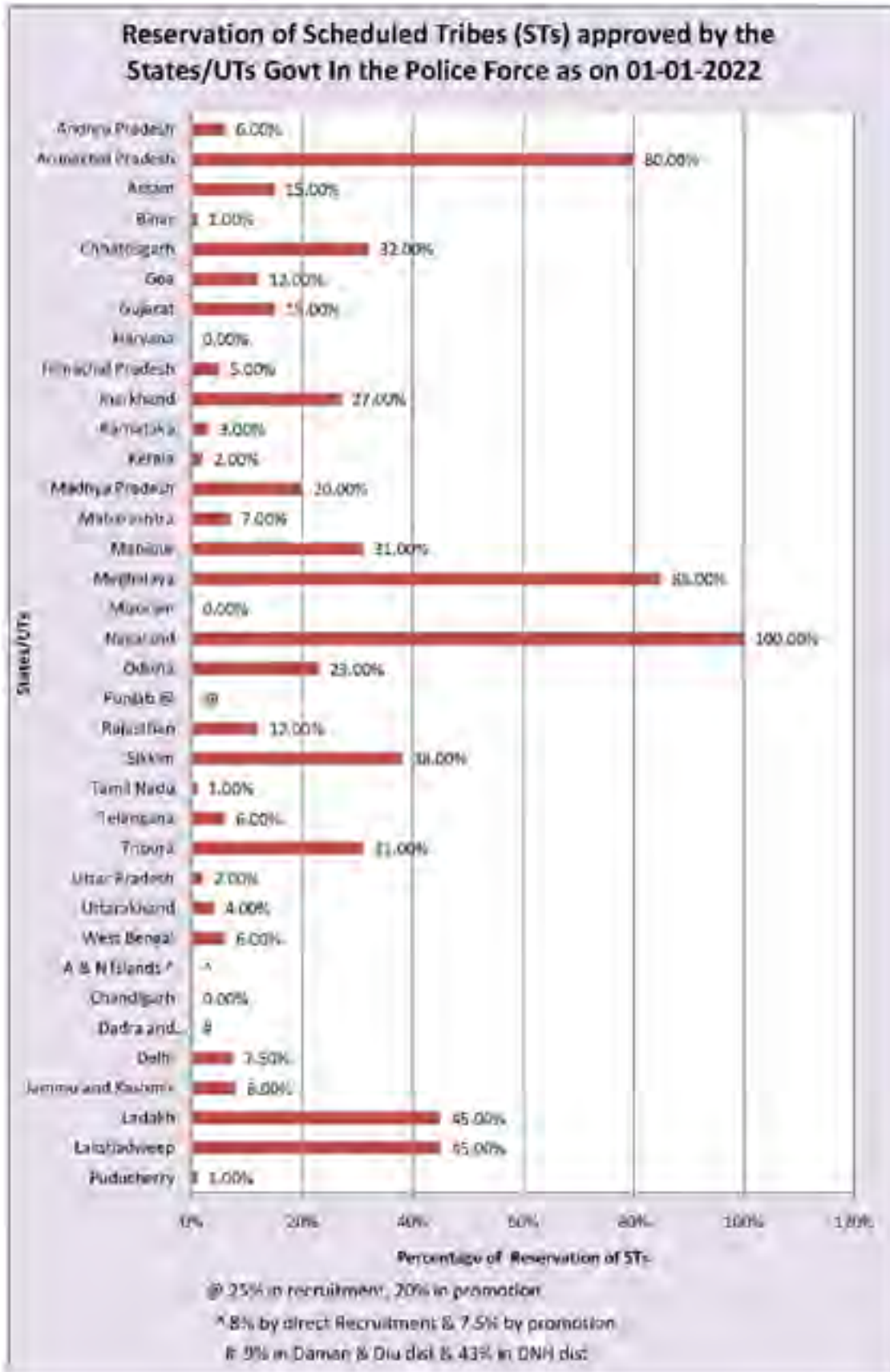
The highest reservation for Scheduled Castes is 25% in Punjab, followed by 22% each in Himachal Pradesh and West Bengal. The last column of the **Table No- 3.1.6** indicates reservation for Scheduled Castes in different States/UTs.

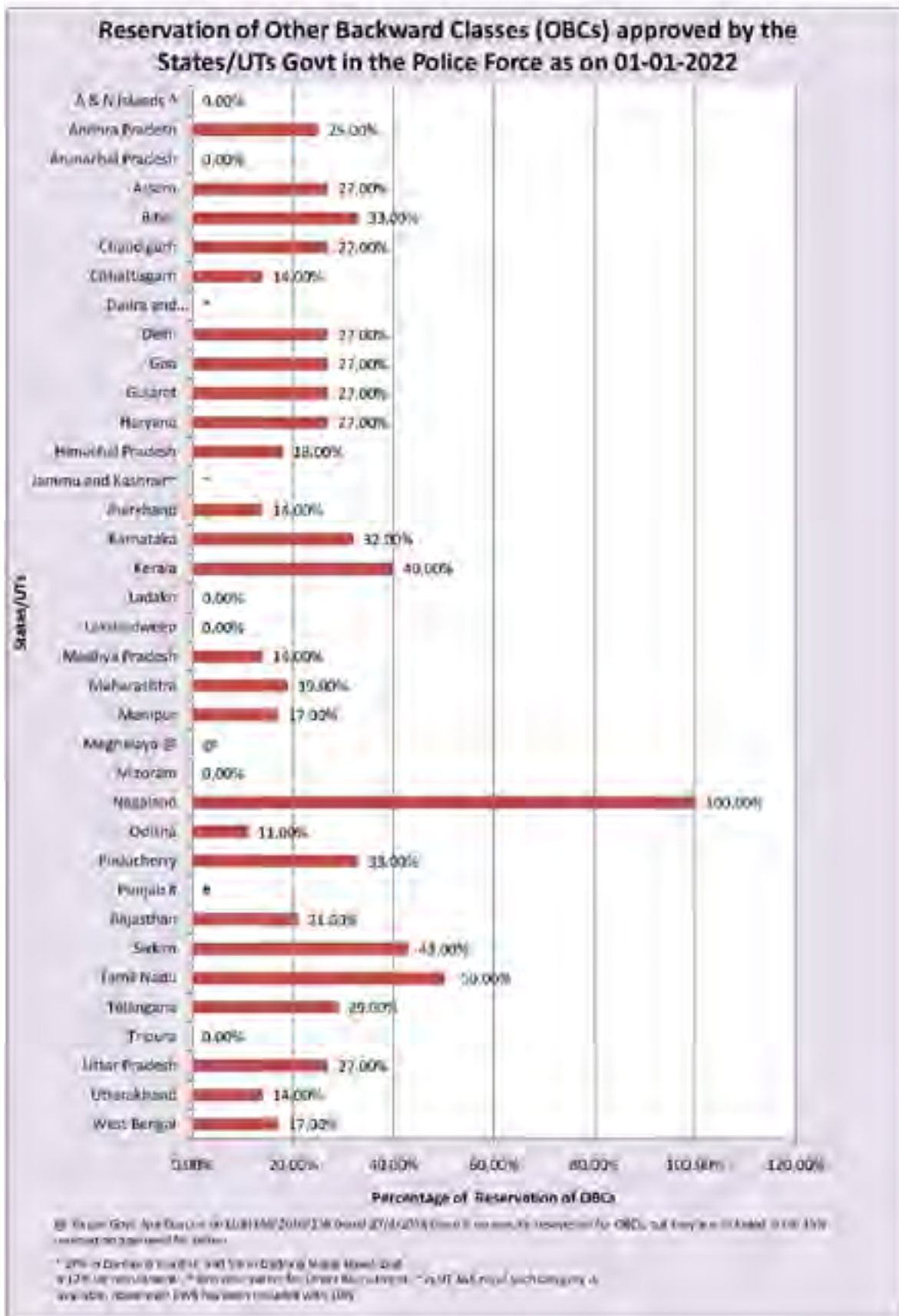
The highest reservation for Scheduled Tribes is in 100% in Nagaland, followed by 85% in Meghalaya. The last column of the concerned **Table No- 3.1.7** indicates reservation for Scheduled Tribes in different States/UTs.

The highest reservation for OBCs is 100% in Nagaland, followed by 50% in Tamil Nadu. The last column of the Table No. 3.1.8 indicates reservation for OBCs in different States/UTs.

Reservation approved by State governments in the Police Force for Scheduled Castes (SCs), Scheduled Tribes (STs) & Other Backward Classes (OBCs) is shown in the charts below-







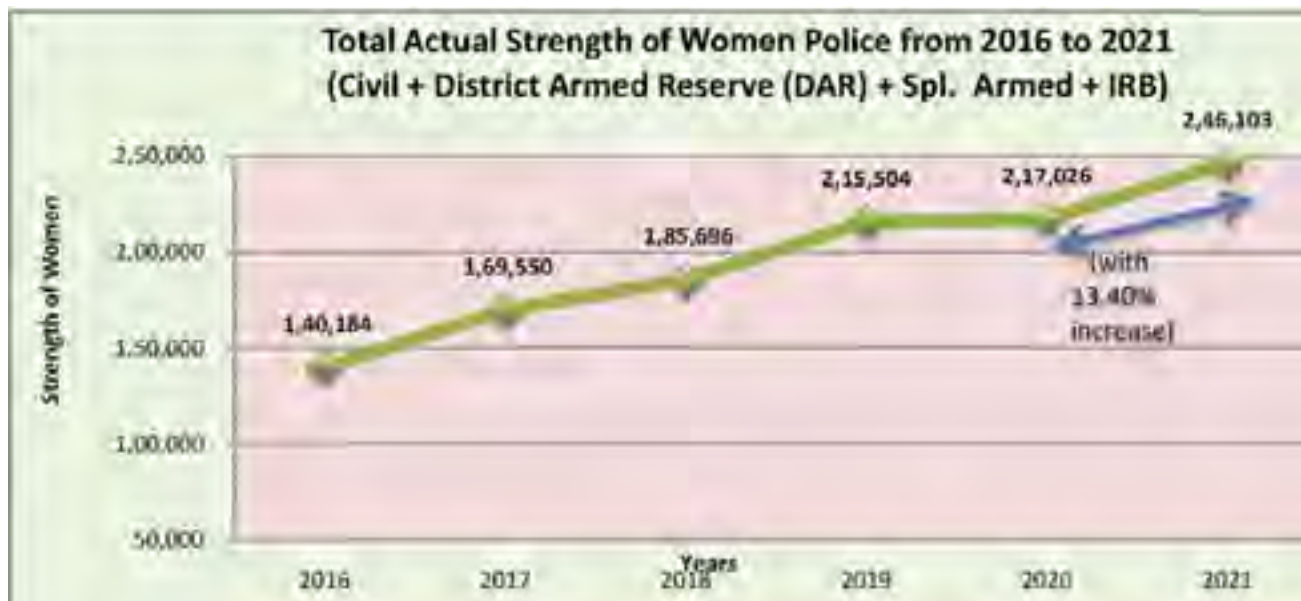
SECTION III : WOMEN IN POLICE

- Actual Strength of Women Police Personnel (Civil + DAR + Special Armed+ IRB) & percentage of Reservation by State Govts.
- Actual Strength of Women Police in Central Armed Police Forces (CAPFs) and percentage of Reservation for Women in CAPFs
- Percentage of Women in Police
- Actual Strength of Women in Traffic Police
- Actual Strength of Women in Special Branch
- Actual Strength of Women in CID/Crime Branch
- Actual Strength of Women in Special Police Units

Availability of adequate number of women in police is essential for reducing the vulnerability of women against crimes. The existing Women Police Population Ratio is still very low. Poor representation of women in police is posing serious challenges in dealing with crimes against women and women criminals. Therefore, it is essential that women Police personnel are visible at the cutting edge level.

STRENGTH OF WOMEN POLICE

The total strength of Women in police from 2016 to 2021 has shown an increasing trend, which is self-explanatory from the following graph.



At present, the actual strength of total women police (Civil+ DAR+ Special Armed+ IRB) is 2,46,103 as on 01.01.2022 in the country, showing an increase of 13.40%, over the strength of 2,17,026 in 2020. At State/UT level, the maximum i.e 33,425 women police personnel are working in Uttar Pradesh (**Table No- 3.2.1**).

Rank-wise data on the Actual Strength of Women Police in the Central Armed Police Forces (CAPFs) has also been compiled and tabulated. Out of the total number of 40,653 Women Police Personnel, the highest number is 9,847 in the CRPF. (**Table No- 3.3.1**).

The percentage of reservation for women approved by the Central Government in the CAPFs, as on 01.01.2022, is shown in the last column of (**Table No- 3.3.1**).

The percentage of Women Police is 11.75% of the Actual Strength of the total Police force in the country (**Table No- 3.2.1**).

At the national level, the Actual Strength of Women Police in other departments like Traffic Police is 6,414 Special Branch dealing with Intelligence is 3,691 Special Police Units against Insurgency, Extremism, Terrorism etc. is 447 (**Table Nos- 3.2.3, 3.2.5 & 3.2.9(A)**).

The Women Population per Women Police (WPWP) is 2,706.33 (**Table Nos- 3.2.1, 3.2.3, 3.2.5 & 3.2.9**).

CHAPTER 4

Police Budget

SECTION I: BUDGET & EXPENDITURE ON STATE/UT POLICE

- Police Expenditure
- Training Expenditure
- Modernization Grants

This section provides information regarding the total Budget of States/UTs, expenditure by the States/UTs on Police forces, expenditure on Police training as well as modernization grants by the Central Government and the State Governments. The UTs of A&N Islands, Chandigarh, Dadra and Nagar Haveli and Daman and Diu, Delhi, Lakshadweep and Puducherry are directly financed by the Ministry of Home Affairs, Government of India.

EXPENDITURE OF STATE/UT POLICE FORCES

The sanctioned strength of State Police Forces has increased to 26.89 lakh in 2021 over 26.31 lakh in 2020 and the expenditure on State Police Forces has increased to ₹1,67,489.15 crore in the year 2021-22, from ₹1,53,766.19 crore (revised) in the year 2020-21 (**Table No - 4.1.3**).

EXPENDITURE ON POLICE TRAINING

An amount of ₹1,652.88 crore was spent on police training at the all India level in the year 2021-22, out of the total police expenditure of ₹ 1,67,489.15 crore during the same year. The maximum expenditure on training, i.e ₹ 210.77 crore, was made by the Bihar Police (**Table No - 4.1.3**).

TRENDS IN POLICE TRAINING EXPENDITURE

Expenditure on Police Training from 2013-14 to 2021-22 has shown mixed trends. It decreased from 2013-14 to 2015-16 and has increased from 2016-2017 to 2018-19 and slightly decreased in 2019-20 and again increased in 2020-21 but slightly decreased in 2021-22, as shown in the graph given below:-

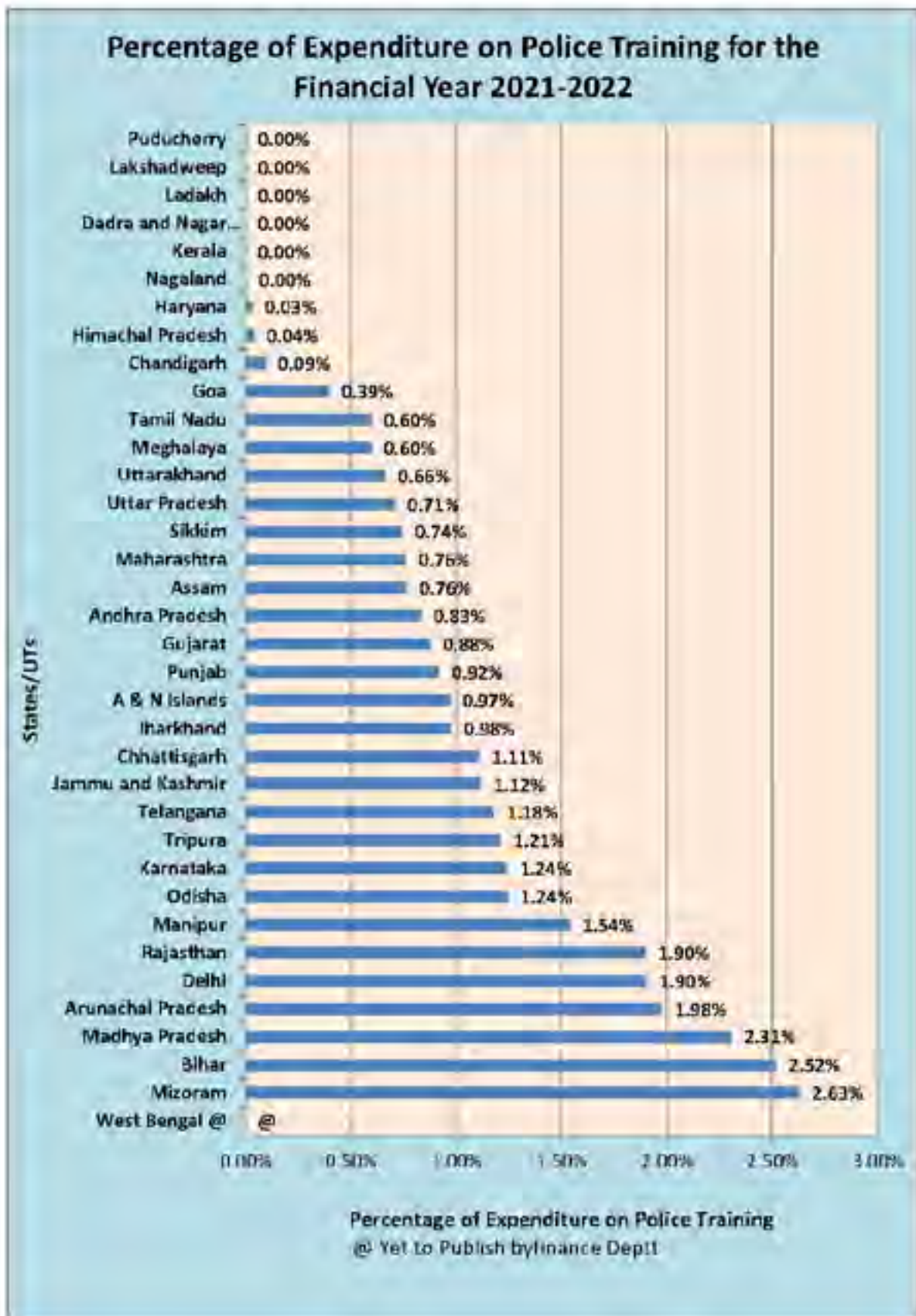


MODERNIZATION GRANTS TO THE STATE POLICE FORCES

Modernization grants to the state police forces, allocated by the MHA, are meant to upgrade the infrastructure of the state police in order to improve their capacity to meet the emerging challenges of internal security, besides improving efficiency and effectiveness in Police service delivery.

The focus of the scheme is on strengthening of the police infrastructure by way of construction of secure and people friendly Police Stations, Police Outposts, Police Housing, improved Mobility, Modern Weaponry, Computerization, Communication Equipment, Modern Traffic Control Equipment, etc.

At the national level, the grants made available to the state police forces in the financial year 2021-22 by the Central Government and the State Governments and the total amount utilized for modernization by the State Governments for the State Police Forces are given at **Table No - 4.1.4.**



SECTION II : BUDGET & EXPENDITURE ON CAPFs.

➤ Police Expenditure

Data on Budget and Expenditure of Central Armed Police Forces (CAPFs) during the year 2021-22 is presented in this section.

The Central Armed Police Forces are raised and maintained by the Ministry of Home Affairs, Government of India. The Railway Protection Force, maintained by the Ministry of Railways, has also been included in this section.

EXPENDITURE OF CAPFs

The data on total expenditure from all CAPFs has been received. The total expenditure on CAPFs was ₹ 89,571.33 crore in the year 2021-22 (**Table No - 4.1.5**).

CHAPTER 5

Police Infrastructure

SECTION I: STATE POLICE ADMINISTRATIVE OFFICES

- Police Zones/Ranges & Districts
- Police Sub-divisions/Circles
- Sanctioned and Actual Police Stations/Posts (Rural & Urban)
- Police Stations for special purposes
- Armed Police Battalions
- Police Commissionerates In India

This section provides a glimpse of the data from States / UTs on field administration of Police Units like Police Zones, Police Ranges, Police Districts, Police Sub-Divisions/ Circles, and Police Stations (Rural & Urban). It also contains information on Police Posts (Rural & Urban), Special purpose Police Stations, number of Armed Police Battalions and Police Commissionerates in India.

An analysis of the data on police administrative offices shows that the country is divided into 86 Police Zones, 189 Police Ranges covering 807 Police Districts, 2,404 Police Sub-Divisions, and 2,066 Police Circles. There are 17,643 sanctioned Police Stations in the country. Tamil Nadu has the highest number of Police Stations in the country i.e., 2,292, whereas the lowest, i.e., 7 Police Stations, are in Ladakh (UT) (**Table No - 5.1.1**).

POLICE STATIONS

Out of the 17,643 sanctioned Police Stations, 9,305 Police Stations are located in rural areas, whereas 5,043 Police Stations are located in urban areas, and the remaining 3,295 are the Special Purpose Police Stations (**Table No - 5.1.2**) and shown in the graph at the end of this section.

POLICE POSTS

Data on the sanctioned Police Posts/Outposts reveals that, out of the total of 9,167 Police Posts in the country, 5,285 Police Posts are located in Rural areas, whereas 3,139 Police Posts are located in Urban areas. The remaining 743 Police Posts are Railways Police Posts etc (**Table No - 5.1.3.**)

Police Administrative Offices like Zones, Ranges, Sub-Divisions, and Circles are not uniformly spread over the States. Some States have all these offices, while others do not have all these offices or with changed nomenclatures.

POLICE STATIONS FOR SPECIAL PURPOSES

Data on Police Stations for Special Purposes, namely – Crime against SCs/STs/ Weaker Sections, Crime against Children, Anti-Corruption/Vigilance, Coastal Security, Crime Investigation Department, Economic Offences, Cyber Crime, Narcotics, Drug Trafficking, etc. have been collected and compiled. Out of 3,286 actual Special Purpose Police Stations, the maximum, i.e., 662, pertains to Crime against Women & Children Police Stations (**Table No - 5.1.4.**)

ARMED POLICE BATTALIONS

The total number of Armed Police Battalions with all the States/UTs is 334. The highest number, i.e., 41 Armed Police Battalions, were in West Bengal State (**Table No - 3.1.3 (B).**)

POLICE COMMISSIONERATES IN INDIA

There are 74 Police Commissionerates functioning in the country, out of which, the highest number, i.e., 12, is in Maharashtra, followed by 9 in Telangana (**Table No - 5.1.5.**)

Details of State/UT-wise sanctioned number of police stations are shown in the Table on the next page.

State / UTs - Wise Police Station (Sanctioned)

■ RURAL POLICE STATIONS
 ■ URBAN POLICE STATIONS
 ■ SPECIAL PURPOSE POLICE STATIONS
 ■ TOTAL POLICE STATIONS

	RURAL POLICE STATIONS	URBAN POLICE STATIONS	SPECIAL PURPOSE POLICE STATIONS	TOTAL POLICE STATIONS
Tamil Nadu	850	455	987	2292
Uttar Pradesh	1009	524	250	1783
Maharashtra	762	277	129	1168
Madhya Pradesh	469	499	191	1159
Bihar	765	191	140	1096
Karnataka	538	294	223	1055
Andhra Pradesh	702	196	129	1027
Rajasthan	491	351	75	917
Telangana	396	352	95	843
Gujarat	480	127	171	778
Odisha	362	178	103	643
West Bengal	205	291	142	638
Jharkhand	332	96	136	564
Kerala	382	102	80	564
Chhattisgarh	350	79	38	467
Punjab	240	142	49	431
Haryana	160	137	100	397
Assam	93	218	18	329
Jammu and Kashmir	147	54	49	250
Delhi	0	163	19	182
Uttarakhand	82	70	10	162
Himachal Pradesh	78	45	28	151
Arunachal Pradesh	78	42	21	141
Manipur	81	17	17	115
Nagaland	53	19	14	86
Tripura	44	38	1	83
Meghalaya	43	17	16	76
Puducherry	16	14	25	55
Goa	21	8	15	44
Mizoram	26	14	4	44
Sikkim	18	9	3	30
A & N Islands	18	3	3	24
Chandigarh	0	16	2	18
Lakshadweep	9	0	7	16
Dadra and Nagar Haveli and Daman and Diu	1	3	4	8
Ladakh	4	2	1	7

SECTION II : TRANSPORT FACILITIES

- Heavy-Duty Vehicles
- Medium-Duty Vehicles
- Light Vehicles
- Three/Two Wheelers
- Number of Vehicles per 100 Police Personnel

Data have been compiled about different types of transport facilities (vehicles) available with the police force in the States/UTs Police and CAPFs. The number of vehicles available per 100 police Personnel has also been calculated.

TRANSPORT FACILITIES (MOBILITY)

Mobility is measured in terms of the availability of vehicles to move the unit on the call of duty. Police mobility is directly linked with its operational efficiency. During law and order situations, the quick response of police forces helps significantly in protecting the life and property of the people.

Vehicles required to provide mobility to Police Forces have been divided into four categories, i.e., Heavy Vehicles (buses/trucks, troop carriers, etc.), Medium Vehicles, Light Vehicles (jeeps/cars, etc.), and Very Light Vehicles (three/two Wheelers). Heavy, Medium and Light vehicles cater to the requirements of the Police Stations and field-level supervisory and senior supervisory officers.

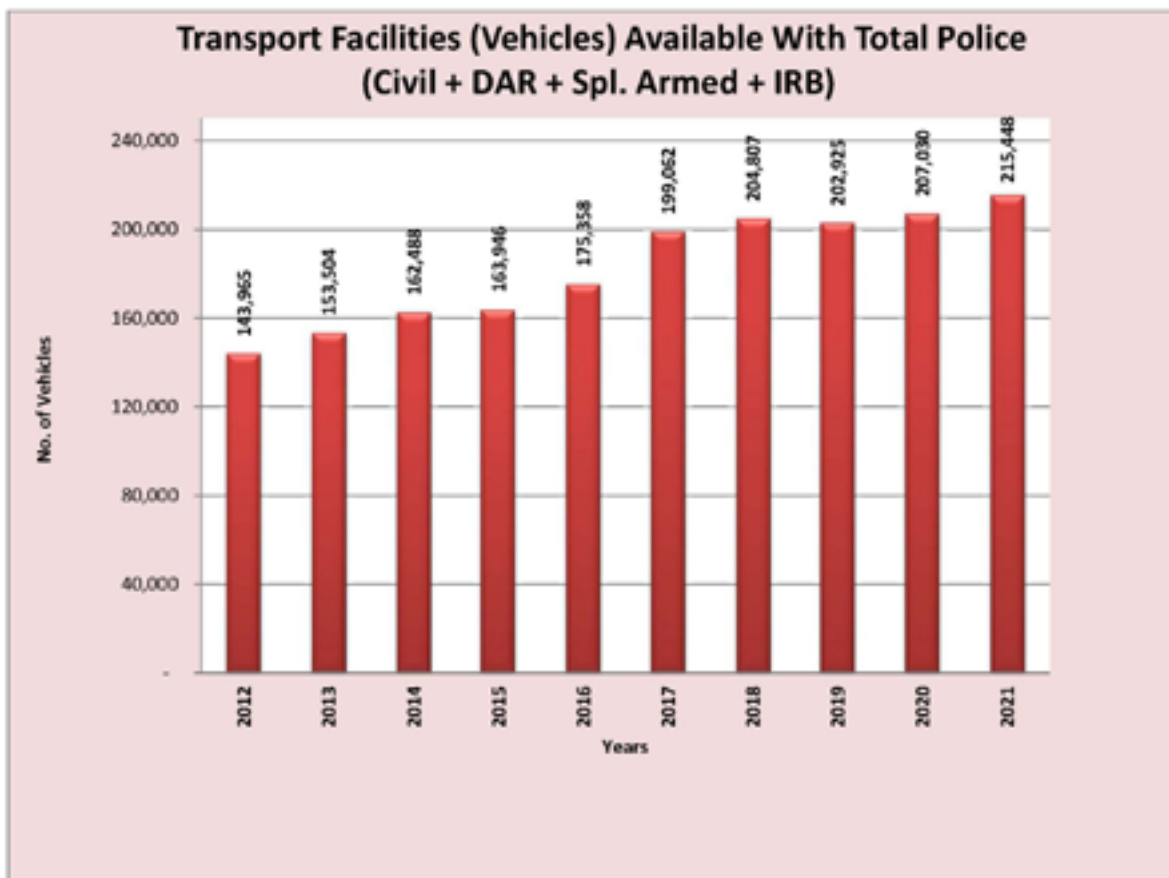
Besides above, State Police have also procured some special purpose vehicles: like Mines Protected Vehicles (MPV), Riot Control Vehicles, Ambulances, Mobile Forensic Vans, Water Cannons, Water Tankers, Prison Vans, etc., to meet their specific needs. These vehicles have been clubbed under the “ Other Category ”.

In all, 2,15,448 vehicles were available with State/UT Police Force in 2021; This number increased from 2,07,030 during 2020. Out of 2,15,448 vehicles, 11,388 are Heavy-duty Vehicles, 19,097 Medium-duty Vehicles, 89,386 Light Vehicles, 92,947 Very Light Vehicles (two/three-wheelers) and 2,630 are Other Vehicles (**Table No-5.1.6**).

NUMBER OF VEHICLES PER 100 POLICE PERSONNEL

Transport facility (no. of vehicles) available per 100 sanctioned police personnel was 8.01 in 2021 at the national level, which has decreased from 8.87 in the previous year (**Table No - 5.1.7**). However, the actual availability is 10.29.

Year-wise transport facilities (vehicles) available with the Police in States/UTs are shown in the chart below.



SECTION III: POLICE COMMUNICATION FACILITIES

- Non-availability of Telephones in Police Stations
- Non-availability of Vehicles in Police Stations
- Non-availability of Wireless/mobiles in Police Stations

This section deals with State/UT-wise data on Police Communication, number of Police Stations having/not having vehicles, telephones, and wireless/mobiles.

POLICE COMMUNICATION

An excellent reliable communication system is essential for the effective functioning of the police organization. Some Police Stations are not yet connected with Police Hqrs.

The following information has emerged from the data collected from all States/UTs:-

- 285 Police Stations do not have wireless/mobile.
- 63 Police Stations are without vehicles. However, certain Police Stations have not been provided vehicles for tactical reasons (**Table No - 5.1.9**)

SECTION IV: POLICE HOUSING

- Family Quarters available
- Police Office buildings
- Police Housing Corporation

This section provides information on the availability of Family Quarters for Police Officers, Police Office Buildings, Police Stations, Police Posts, Sub-Divisional Police Building Police Housing Corporations, etc.

AVAILABILITY OF FAMILY QUARTERS

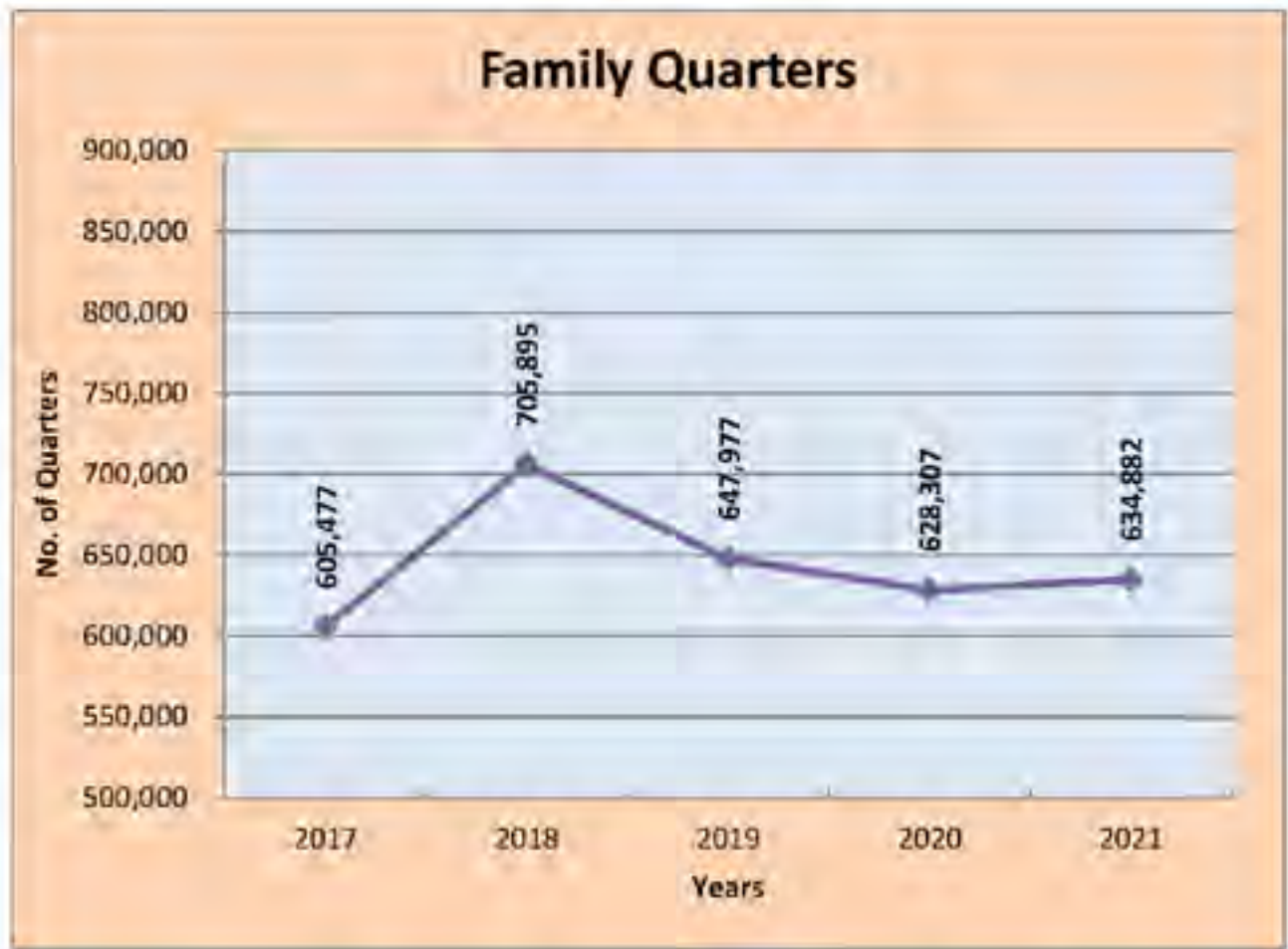
The total number of family quarters available with Police Forces in States/UTs was 6,34,882 in the year 2021 as compared to 6,28,307 in 2020. Thus, there is an increase of 1.05% in family quarters over the previous year (**Table No - 5.1.10**). The graph shows the year-wise availability of family quarters with the Police in States/UTs.

POLICE OFFICE BUILDINGS

Information has also been compiled on the number of Police Office Buildings (Police Stations, Police Posts, Sub-Divisional Police Offices, Districts Police Offices, District Reserve Police Lines, Range, and Zonal Police headquarters and District Police Lines) operating from Government or Hired Buildings in different States/UTs (**Table No - 5.2.3**).

POLICE HOUSING CORPORATION

There are 22 Police Housing Corporations in different States/UTs entrusted with the responsibility of constructing family quarters and Police Office buildings (**Table No. 5.1.10**).



CHAPTER 6

Other Data/Information

SECTION I: EQUIPMENT TO FACILITATE POLICING

- Computers, Servers & Laptops available
- Camera/CCTV used by Police
- Speedometers & Breath Analyzers
- Forensic Science Laboratories/Mobile Forensic Science Vans
- Number of Sniffer & Tracker Dogs
- Terrorism/Extremism Affected Police Districts

This section provides State/UT wise data on CCTV cameras, computers, servers and laptops, speedometers, breath analyzers, and forensic science laboratories/mobile forensic science vans available with the Police.

Police human resources alone are insufficient to curb crime, maintain law and order, traffic management, internal security, and other policing requirements. Therefore, they must be supplemented with modern facilities and gadgets like computers, CCTV cameras, traffic and investigation equipment, speedometers, breath analyzers, forensic science kits/labs, etc., to enhance effectiveness and efficiency.

FORENSIC SCIENCE LABORATORIES (FSLs)/MOBILE FORENSIC SCIENCE VANS (MFSVs)

Data on forensic science laboratories/mobile forensic science vans have been collected and compiled on 01.01.2022. At the national level, 690 Forensic Science Laboratories (FSLs)/ MFSVs are available, out of which 32 are main laboratories, 106 are regional laboratories, and the remaining 552 are mobile laboratories **(Table No - 6.1.1)**.

COMPUTERS/SERVERS/LAPTOPS AVAILABLE

At the national level, 1,72,168 computers, 2,253 servers, and 18,741 laptops are available with State/UT police as on 01.01.2022 **(Table No - 6.1.2)**.

NUMBER OF CAMERAS/CCTVS, SPEED GUNS, AND BREATH ANALYZERS USED BY POLICE

The total number of 4,56,807 CCTV cameras, 2,970 speed guns, and 28,181 breath analyzers are available with the State/UT Police as on 01.01.2022 (**Table No - 6.1.3**).

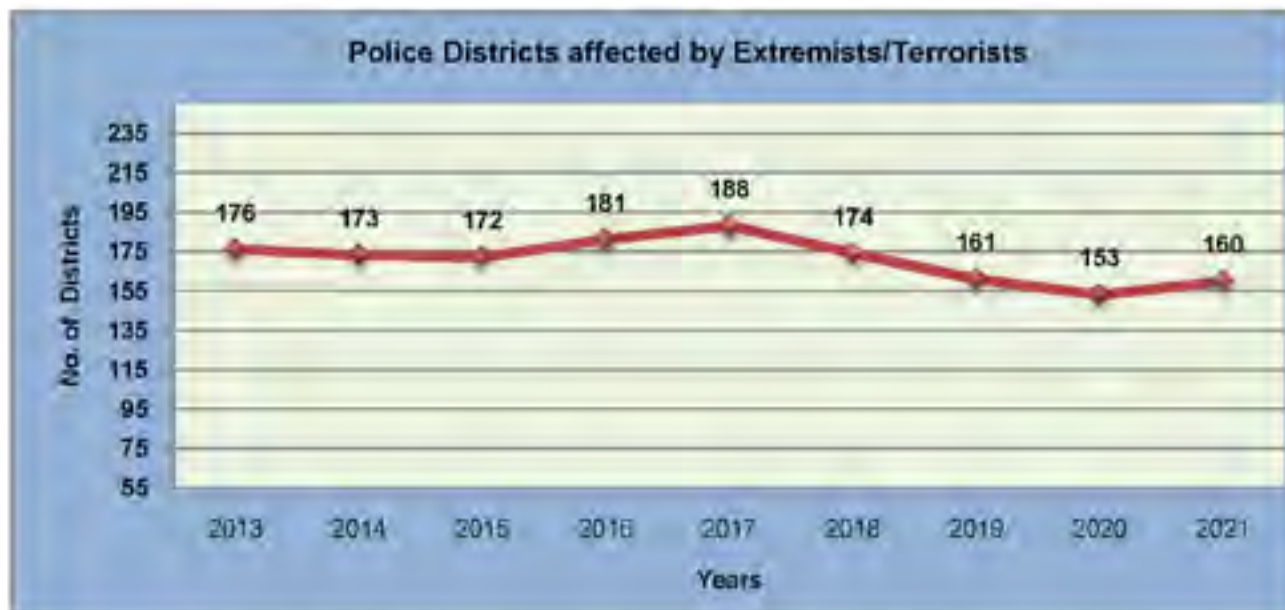
NUMBER OF SNIFFER AND TRACKER DOGS

At States/UTs level, 1,639 sniffers and 877 tracker dogs in all are available with the Police, as on 01.01.2022. In the CAPFs, 1,753 sniffers and 463 tracker dogs are available, as on 01.01.2022 (**Table No - 6.1.4 and 6.1.5**).

TERRORISM/EXTREMISM AFFECTED POLICE DISTRICTS

A total of 160 Police Districts are affected by terrorism or extremism (**Appendix 5**) as provided by States/UTs.

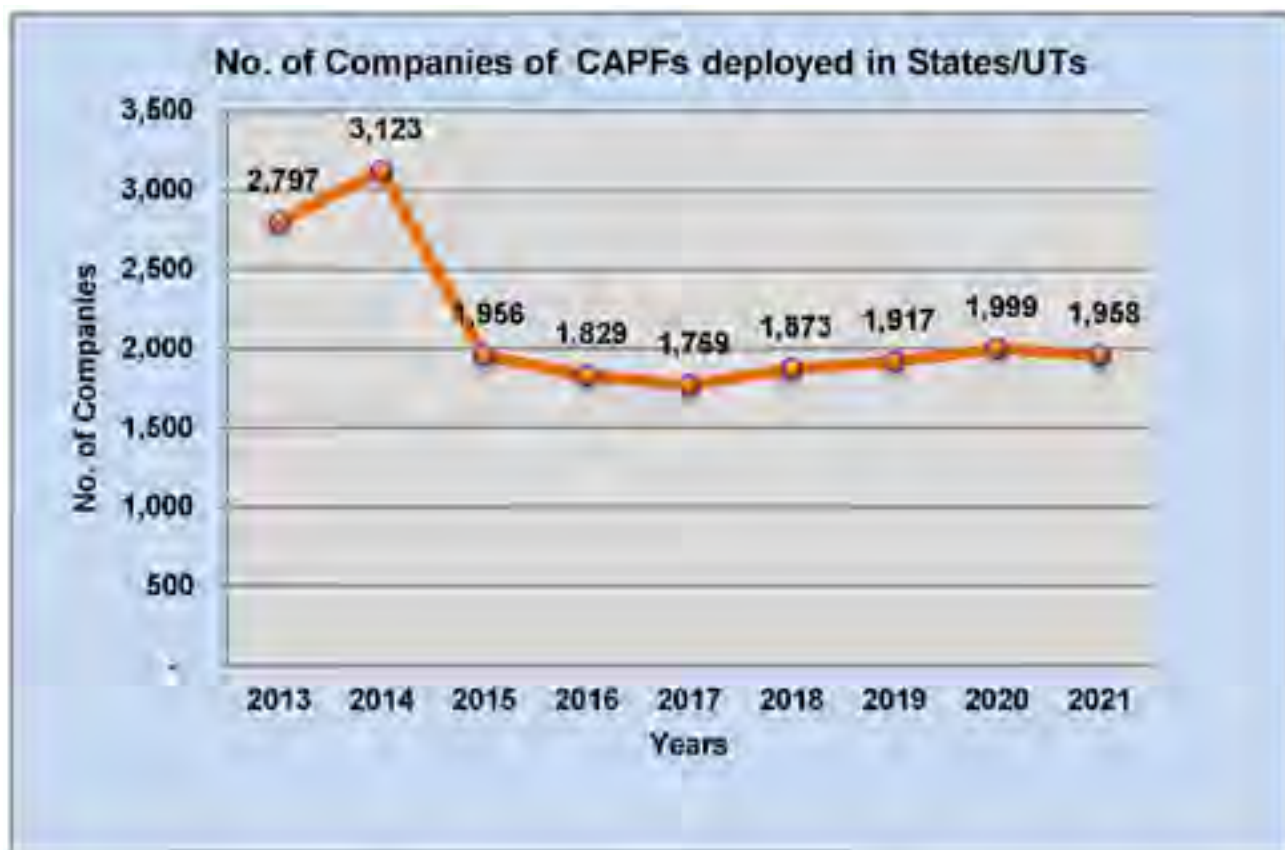
The number of Police Districts affected by the terrorist/extremist problem during the last nine years (2013-2021) shows a mixed trend. A slight decrease was noticed from 2013 to 2015, increasing from 2016-17 and decreasing in 2020 and again increased in 2021. It may be seen from the graph given below.



CENTRAL ARMED POLICE FORCES (CAPFs) DEPLOYED IN THE STATES/UTs

A total of 1,958 companies of Central Armed Police Forces (BSF, CRPF, CISF, ITBP, SSB, etc.) were deployed on Internal Security duties in different States/UTs for more than six months during 2021 (**Table No - 6.1.7**).

The deployment of the Central Armed Police Forces in the States/UTs had shown a steady increase from 2013 to 2014 but has declined after that, as shown in the graph.



Further, through the analysis of the deployment of 1,958 companies of CAPFs, it is observed that 701 companies of CAPFs were deployed in Jammu and Kashmir, followed by 286 companies in Chhattisgarh. It indicates that the country's North, Central, and North Eastern regions, which are affected with Terrorism/Left Wing Extremism, Insurgency had a significant deployment of CAPFs during the period.

SECTION II: TRAINING AND DEVELOPMENT

- Police Personnel Recruited
- Police Personnel Trained
- Information on IPS Officers
- State/UT Training Institutes
- CAPF/CPO Training Institutes

This section contains the data from States/UTs in respect of Police Personnel (Constables and SIs) recruited during the year 2021 and the number of newly recruited police personnel who underwent training.

POLICE PERSONNEL RECRUITED

The 45,438 Police Constables were recruited during 2021 against the 72,520 recruited in 2020. At the State level, the highest number of 13,155 Constables were recruited in Bihar, followed by 11,812 in Tamil Nadu (**Table No - 6.1.8**).

The number of Sub-Inspectors (SIs) recruited during 2021 was 6,694, whereas this figure was 8,503 during 2020. At the State level, the highest number of SIs recruited were 2,218 in Bihar, followed by 968 in Tamil Nadu (**Table No - 6.1.8**).

TRAINING OF NEWLY RECRUITED POLICE PERSONNEL

Total 81,131 newly recruited Police Personnel from Constables to the Dy.SP (Civil, District Armed Reserve, and Special Armed police) were trained during 2021 in State Police Training Institutes. The break-up is 65,444 Constables, 5,629 Head Constables, 3,271 ASI, 6,125 SIs, 321 Dy.SP and 341 Any others (**Table No - 6.1.10**).

The highest number, i.e., 1,583 SIs, were trained by the Bihar Police, followed by 1078 SIs by Delhi. As far as Constables are concerned, 17,492 Constables were trained in UP, followed by 13,203 from Telangana.

IPS OFFICERS

The sanctioned strength of IPS Officers, as on 01.01.2022, was 4,984 at the all-India level, whereas 4,118 officers are available. Further, 458 IPS Officers were on deputation with the Central Government (**Table No - 6.2.2**).

POLICE TRAINING INSTITUTES

Regular and adequate training of Police Personnel at all levels is necessary to upgrade their professional knowledge, skills, and attitude and instill confidence and professionalism in the Police Personnel. It contains information about Police Training Institutes of the States/UTs and CAPFs. These institutions cater to the basic training of the newly recruited Police Personnel, in-service training to Police Personnel of different ranks: specialized training to the Police Personnel deployed for specialized work and assignments like Special Task Force (STF), Special Investigation Teams (SITs), Commandos, etc. Some of these Training Institutes have been recognized as the “Centre of Excellence” for imparting specialized training in a particular field/ craft/ trade.

STATE TRAINING INSTITUTES

In 2021, 194 Training Institutes were being run by the State Police Forces. State-wise, these institutes’ names, addresses, and contact numbers are given in **Appendix-1**. The highest number of Training Institutes, i.e., twenty-four (24), is run by the Tamil Nadu Police, followed by 18 by the Madhya Pradesh Police.

UT TRAINING INSTITUTES

In 2021, a total number of 17 Training Institutes were being run by the UT Police. The highest number of Training Institutes, i.e., seven (7), were being run by the J&K Police. The names, addresses, and contact numbers are given in **Appendix-1**.

CAPF/CPO TRAINING INSTITUTES

During 2021, a total number of 103 Training Institutes were being run by the Central Armed Police Forces/Central Police Organizations, out of which 25 were run by the BSF, followed by 22 by the CRPF (**Appendix-2 & 6**).

SECTION III: PPMG and PMG

- PPMG and PMG
- Pay Scales of Police Officers

This section provides State/UT wise data on Police Personnel awarded Gallantry Medals (PPMG and PMG) and Pay Scales of Police Personnel in different States/UTs and CAPFs.

PRESIDENT'S POLICE MEDAL/POLICE MEDAL FOR GALLANTRY

President's Police Medal/Police Medals for Gallantry is awarded to Police Personnel to execute the conspicuous act of gallantry in saving life and property or preventing crimes, or arresting dangerous criminals. A total of 27 President's Police Medals for Gallantry (PPMG) and 869 Police Medals for Gallantry (PMG) were awarded for outstanding performance of Police Personnel from States/UTs/CAPFs and CPOs. Out of 869 Police Medals for Gallantry awarded in 2021, the highest number, 308 PMGs, was awarded to the Jammu and Kashmir Police, followed by 218 to the CRPF (**Table No - 6.2.5**).

PAY SCALES OF POLICE OFFICERS

A comparative chart displaying Scales of Police Personnel from Constable to Dy.SP among the different States/UTs/CAPFs/CPOs are given in **Appendix - 3, 4, and 7**.

TABLE 2.1.1-- NATIONAL POLICE STATISTICS (2017 - 2021)

AS ON 01.01.2022

SI No	PARTICULARS	2017	2018	2019	2020	2021
1)	(2)	(3)	(4)	(5)	(6)	(7)
1	Projected Population (in Thousands)	12,87,471	13,06,550	13,42,590	13,56,978	13,70,333
2	Total Sanctioned Police Force (Civil + District Armed Reserve (DAR) + Armed + IRB)	24,84,170	25,95,435	26,23,225	26,31,890	26,88,938
3	Sanctioned Strength of Civil Police	16,03,757	16,51,379	16,69,907	17,55,256	18,14,675
4	Sanctioned Strength of District Armed Reserve (DAR) Police	2,79,428	3,17,425	2,81,760	3,07,150	3,11,163
5	Sanctioned Strength of State Armed Police	6,00,985	6,26,631	5,08,289	4,05,624	3,95,474
6	Sanctioned Strength of State IRB Police			1,63,269	1,63,860	1,67,626
7	Population Per Police Person	518.00	503.40	511.81	515.59	509.62
8	Police Person Per Lakh of Population					
	Civil Police	125	126	124.38	129.35	132.43
	District Armed Reserve Police	21.70	24.29	20.99	22.63	22.71
	Armed Police	46.68	47.96	37.86	29.89	28.86
	IRB Police			12.16	12.08	12.23
	Total Police	192.95	198.65	195.39	193.95	196.23
9	Police Person Per 100Sq Kms.					
	Civil Police	50.65	50.23	50.80	53.40	55.20
	District Armed Reserve Police	8.82	9.66	8.57	9.34	9.47
	Armed Police	18.98	19.06	15.46	12.34	12.03
	IRB Police			4.97	4.98	5.10
	Total Police	78.45	78.95	79.80	80.07	81.80
10	Number of Police Zones	101	104	95	98	86
11	Number of Police Ranges	185	181	189	189	189
12	Number of Police Districts	764	777	800	805	807
13	Number of Police Sub-Divisions	2,579	2,312	2,355	2,397	2,404
14	Number of Police Circles	2,750	3,021	2,392	2,093	2,066
15	Number of Police Stations	16,422	16,671	16,955	17,379	17,643
16	Number of Police Outposts	9,081	8,592	8,948	8,922	9,167
17	Number of State Armed Police Battalions	362	417	318	334	334
18	Number of Central Armed Police Force & Specialised Force Battalions (Details given at Table no 3.2.11)			1,066	1,089	1,091

TABLE 2.1.2 -- AREA AND POPULATION OF STATES/UTs POLICE STRENGTH, POPULATION PER POLICE PERSON, AREA PER POLICE PERSON & TRANSPORT PER 100 POLICE PERSONNEL

AS ON 01.01.2022

Sl. No.	STATES/UTs	AREA IN SQ. KMS.	POPULATION IN THOUSAND (AS ON 1ST OCTOBER, 2021) BASED ON 2011 CENSUS	TOTAL STRENGTH OF STATE POLICE (CIVIL + DISTRICT ARMED RESERVE (DAR)+ ARMED+IRB)		NUMBER OF SANCTIONED POLICE STATIONS
				S	A	
(1)	(2)	(3)	(4)	(5)	(6)	(7)
1	Andhra Pradesh	1,62,922.65	52,895	1,06,074	88,689	1,027
2	Arunachal Pradesh	83,743.00	1,540	15,287	12,100	141
3	Assam	78,438.00	35,239	81,719	61,868	329
4	Bihar	94,163.00	1,24,154	1,42,872	93,313	1,096
5	Chhattisgarh	1,35,192.00	29,693	78,698	64,573	467
6	Goa	3,702.00	1,563	10,749	7,903	44
7	Gujarat	1,96,244.00	70,289	1,22,580	89,846	778
8	Haryana	44,212.00	29,695	83,390	59,078	397
9	Himachal Pradesh	55,673.00	7,415	19,300	17,133	151
10	Jharkhand	79,839.00	38,762	82,854	63,077	564
11	Karnataka	1,91,791.00	67,092	1,10,667	95,516	1,055
12	Kerala	38,870.87	35,573	61,474	53,216	564
13	Madhya Pradesh	3,08,252.11	85,118	1,25,319	1,03,642	1,159
14	Maharashtra	3,07,713.00	1,25,005	2,32,965	1,70,570	1,168
15	Manipur	22,327.00	3,179	35,099	28,631	115
16	Meghalaya	22,429.00	3,303	16,523	13,881	76
17	Mizoram	21,082.00	1,221	11,301	7,567	44
18	Nagaland	16,182.00	2,203	26,709	26,201	86
19	Odisha	1,55,707.47	45,865	67,769	56,227	643
20	Punjab	50,362.00	30,453	85,331	72,210	431
21	Rajasthan	3,42,111.26	79,790	1,11,554	96,058	917
22	Sikkim	7,096.00	680	7,063	5,868	30
23	Tamil Nadu	1,30,066.90	76,536	1,31,606	1,18,057	2,292
24	Telangana	1,12,122.30	37,816	82,617	62,731	843
25	Tripura	10,486.00	4,090	29,606	21,990	83
26	Uttar Pradesh	2,40,994.84	2,32,301	4,22,200	3,10,955	1,783
27	Uttarakhand	53,483.56	11,486	22,404	20,359	162
28	West Bengal	88,752.00	98,404	1,58,198	96,104	638
29	A & N Islands	8,249.00	401	5,078	4,331	24
30	Chandigarh	114.00	1,215	7,010	5,903	18
31	Dadra and Nagar Haveli and Daman and Diu	601.60	1,132	1,396	1,179	8
32	Delhi	1,483.42	20,801	94,254	79,489	182
33	Jammu and Kashmir	53,573.60	13,465	91,203	79,464	250
34	Ladakh	1,68,663.30	298	3,286	2,452	7
35	Lakshadweep	29.63	68	321	262	16
36	Puducherry	489.97	1,593	4,462	3,390	55
All India		32,87,162.47	13,70,333	26,88,938	20,93,833	17,643

Source For Area: Survey of India, Office of Director, Dehra Dun, Uttarakhand (as on 2020)

~Area as Supplied by Andhra Pradesh & Telangana GDC

~Area figures include the measurement tolerance in the circulation. Area figures are calculated from Ladakh map on scale of 1":15.783 miles (1st Edition, 1940) and on scale 1:1,000,000 (1st Edition, 1976) with planimetric accuracy of 0.25mm/scale i.e. +250 m. on the scales.

Sources For Population figures: Registrar General & Census Commissioner of India, Projected Mid year Population

TABLE 2.1.2 -- (CONTINUED ...)

Sl. No.	STATES/UTs	POPULATION PER POLICE PERSON (APPROX.) (CIVIL + DISTRICT ARMED RESERVE (DAR)+ ARMED+IRB)		AREA IN SQ. KMS. PER POLICE PERSON (APPROX.) (CIVIL + DISTRICT ARMED RESERVE (DAR)+ ARMED+IRB)		TRANSPORT FACILITY PER 100 POLICE PERSONNELS (APPROX.) (CIVIL + DISTRICT ARMED RESERVE (DAR)+ ARMED+IRB)	
		S	A	S	A	S	A
(1)	(2)	(8)	(9)	(10)	(11)	(12)	(13)
1	Andhra Pradesh	498.66	596.41	1.54	1.84	9.19	11.00
2	Arunachal Pradesh	100.74	127.27	5.48	6.92	10.28	12.99
3	Assam	431.22	569.58	0.96	1.27	6.54	8.63
4	Bihar	868.99	1,330.51	0.66	1.01	6.34	9.71
5	Chhattisgarh	377.30	459.84	1.72	2.09	6.62	8.06
6	Goa	145.41	197.77	0.34	0.47	7.55	10.27
7	Gujarat	573.41	782.33	1.60	2.18	10.06	13.72
8	Haryana	356.10	502.64	0.53	0.75	6.45	9.10
9	Himachal Pradesh	384.20	432.79	2.88	3.25	6.29	7.09
10	Jharkhand	467.83	614.52	0.96	1.27	8.76	11.50
11	Karnataka	606.25	702.42	1.73	2.01	11.42	13.23
12	Kerala	578.67	668.46	0.63	0.73	10.03	11.58
13	Madhya Pradesh	679.21	821.27	2.46	2.97	9.45	11.43
14	Maharashtra	536.58	732.87	1.32	1.80	5.75	7.85
15	Manipur	90.57	111.03	0.64	0.78	5.07	6.21
16	Meghalaya	199.90	237.95	1.36	1.62	7.74	9.21
17	Mizoram	108.04	161.36	1.87	2.79	6.32	9.44
18	Nagaland	82.48	84.08	0.61	0.62	7.19	7.33
19	Odisha	676.78	815.71	2.30	2.77	8.97	10.82
20	Punjab	356.88	421.73	0.59	0.70	6.89	8.15
21	Rajasthan	715.26	830.64	3.07	3.56	7.79	9.04
22	Sikkim	96.28	115.88	1.00	1.21	7.31	8.79
23	Tamil Nadu	581.55	648.30	0.99	1.10	14.71	16.40
24	Telangana	457.73	602.83	1.36	1.79	12.11	15.96
25	Tripura	138.15	185.99	0.35	0.48	7.63	10.28
26	Uttar Pradesh	550.22	747.06	0.57	0.78	4.50	6.11
27	Uttarakhand	512.68	564.17	2.39	2.63	8.84	9.73
28	West Bengal	622.03	1,023.93	0.56	0.92	8.95	14.74
29	A & N Islands	78.97	92.59	1.62	1.90	14.18	16.62
30	Chandigarh	173.32	205.83	0.02	0.02	10.93	12.98
31	Dadra and Nagar Haveli and Daman and Diu	810.89	960.14	0.43	0.51	15.26	18.07
32	Delhi	220.69	261.68	0.02	0.02	9.63	11.42
33	Jammu and Kashmir	147.64	169.45	0.59	0.67	8.68	9.96
34	Ladakh	90.69	121.53	51.33	68.79	13.02	17.46
35	Lakshadweep	211.84	259.54	0.09	0.11	50.16	61.45
36	Puducherry	357.01	469.91	0.11	0.14	12.55	16.52
	All India	509.62	654.46	1.22	1.57	8.01	10.29

Source For Area: Survey of India, Office of Director, Dehra Dun, Uttarakhand (as on 2020)

~Area as Supplied by Andhra Pradesh & Telangana GDC

~Area figures include the measurement tolerance in the circulation. Area figures are calculated from Ladakh map on scale of 1":15.783 miles (1st Edition, 1940) and on scale 1:1000,000 (1st Edition, 1976) with planimetric accuracy of 0.25mm/scale i.e. +250 m. on the scales.

Sources For Population figures: Registrar General & Census Commissioner of India, Projected Mid year Population

TABLE 2.1.3 -- SANCTIONED AND ACTUAL POLICE - POPULATION AND AREA RATIO IN STATES/UTs

AS ON 01.01.2022

Sl. No.	STATES/UTs	CIVIL POLICE PER LAKH OF POPULATION		DISTRICT ARMED RESERVE POLICE PER LAKH OF POPULATION		ARMED POLICE PER LAKH OF POPULATION		IRB POLICE PER LAKH OF POPULATION		TOTAL POLICE PER LAKH OF POPULATION	
		S	A	S	A	S	A	S	A	S	A
(1)	(2)	(3)	(4)	(5)	(6)	(7)	(8)	(9)	(10)	(11)	(12)
1	Andhra Pradesh	144.31	126.33	31.69	25.26	18.16	11.82	6.38	4.27	200.54	167.67
2	Arunachal Pradesh	545.78	380.78	-	-	121.43	107.01	325.45	297.92	992.66	785.71
3	Assam	65.56	51.37	34.38	25.49	109.04	79.16	22.92	19.55	231.90	175.57
4	Bihar	53.74	24.63	41.24	34.73	16.64	13.04	3.47	2.75	115.08	75.16
5	Chhattisgarh	171.77	132.90	-	-	47.95	42.70	45.32	41.87	265.04	217.47
6	Goa	458.09	365.32	-	-	36.34	11.90	193.28	128.41	687.72	505.63
7	Gujarat	93.51	66.73	43.62	34.70	37.26	26.40	-	-	174.39	127.82
8	Haryana	246.02	177.76	-	-	22.30	12.21	12.50	8.98	280.82	198.95
9	Himachal Pradesh	161.98	150.07	10.40	10.40	10.44	8.09	77.46	62.49	260.28	231.06
10	Jharkhand	156.13	114.97	-	-	32.39	28.96	25.23	18.81	213.75	162.73
11	Karnataka	104.04	93.76	33.95	28.05	19.67	15.40	7.30	5.16	164.95	142.37
12	Kerala	141.53	129.07	-	-	27.94	17.77	3.35	2.75	172.81	149.60
13	Madhya Pradesh	112.88	95.60	-	-	31.86	24.62	2.49	1.54	147.23	121.76
14	Maharashtra	156.57	110.33	14.62	13.07	12.95	11.07	2.22	1.98	186.36	136.45
15	Manipur	561.62	476.85	-	-	213.34	192.95	329.13	230.83	1,104.09	900.63
16	Meghalaya	188.68	154.28	100.33	83.80	94.61	82.20	116.62	99.97	500.24	420.25
17	Mizoram	374.37	260.61	-	-	206.72	152.09	344.47	207.04	925.55	619.74
18	Nagaland	254.02	243.44	119.11	131.55	574.22	558.74	265.05	255.61	1,212.39	1,189.33
19	Odisha	71.91	57.20	22.82	21.29	36.59	28.94	16.44	15.15	147.76	122.59
20	Punjab	234.78	200.41	-	-	24.70	20.79	20.72	15.92	280.21	237.12
21	Rajasthan	117.47	99.87	-	-	15.97	14.62	6.37	5.90	139.81	120.39
22	Sikkim	438.97	430.44	-	-	151.47	127.79	448.24	304.71	1,038.68	862.94
23	Tamil Nadu	112.34	99.63	39.30	35.85	20.16	18.63	0.15	0.15	171.95	154.25
24	Telangana	120.54	94.76	63.35	46.00	14.88	10.88	19.71	14.25	218.47	165.88
25	Tripura	200.07	151.00	113.13	73.18	95.16	87.31	315.50	226.16	723.86	537.65
26	Uttar Pradesh	139.40	109.23	23.02	6.98	18.92	17.24	0.41	0.42	181.75	133.86
27	Uttarakhand	95.93	94.41	51.63	41.11	31.90	27.87	15.60	13.86	195.05	177.25
28	West Bengal	99.18	58.20	23.79	17.06	34.80	21.71	2.99	0.69	160.76	97.66
29	A & N Islands	832.92	745.14	182.29	103.99	-	-	251.12	230.92	1,266.33	1,080.05
30	Chandigarh	399.26	332.76	-	-	94.81	94.81	82.88	58.27	576.95	485.84
31	Dadra and Nagar Haveli and Daman and Diu	78.98	61.22	-	-	-	-	44.35	42.93	123.32	104.15
32	Delhi	403.26	337.43	-	-	49.86	44.71	-	-	453.12	382.14
33	Jammu and Kashmir	392.19	347.55	-	10.06	113.00	78.15	172.14	154.39	677.33	590.15
34	Ladakh	779.53	604.36	-	-	-	-	323.15	218.46	1,102.68	822.82
35	Lakshadweep	472.06	385.29	-	-	-	-	-	-	472.06	385.29
36	Puducherry	164.72	122.22	-	-	52.17	33.96	63.21	56.62	280.10	212.81
	All India	132.43	103.45	22.71	16.68	28.86	22.88	12.23	9.80	196.23	152.80

S: Sanctioned

A: Actual

TABLE 2.1.3 -- (CONTINUED ...)

Sl. No.	STATES/UTs	CIVIL POLICE PER 100 SQ KM OF AREA		DISTRICT ARMED RESERVED POLICE PER 100 SQ KM OF AREA		ARMED POLICE PER 100 SQ KM OF AREA		IRB POLICE PER 100 SQ KM OF AREA		TOTAL POLICE PER 100 SQ KM OF AREA	
		S	A	S	A	S	A	S	A	S	A
(1)	(2)	(13)	(14)	(15)	(16)	(17)	(18)	(19)	(20)	(21)	(22)
1	Andhra Pradesh	46.85	41.01	10.29	8.20	5.89	3.84	2.07	1.39	65.11	54.44
2	Arunachal Pradesh	10.04	7.00	-	-	2.23	1.97	5.98	5.48	18.25	14.45
3	Assam	29.45	23.08	15.45	11.45	48.99	35.56	10.30	8.78	104.18	78.88
4	Bihar	70.85	32.48	54.37	45.80	21.94	17.19	4.57	3.63	151.73	99.10
5	Chhattisgarh	37.73	29.19	-	-	10.53	9.38	9.95	9.20	58.21	47.76
6	Goa	193.41	154.24	-	-	15.34	5.02	81.60	54.21	290.36	213.48
7	Gujarat	33.49	23.90	15.62	12.43	13.35	9.46	-	-	62.46	45.78
8	Haryana	165.24	119.39	-	-	14.98	8.20	8.40	6.03	188.61	133.62
9	Himachal Pradesh	21.57	19.99	1.38	1.38	1.39	1.08	10.32	8.32	34.67	30.77
10	Jharkhand	75.80	55.82	-	-	15.73	14.06	12.25	9.13	103.78	79.01
11	Karnataka	36.39	32.80	11.87	9.81	6.88	5.39	2.55	1.81	57.70	49.80
12	Kerala	129.52	118.12	-	-	25.57	16.27	3.06	2.52	158.15	136.90
13	Madhya Pradesh	31.17	26.40	-	-	8.80	6.80	0.69	0.43	40.65	33.62
14	Maharashtra	63.61	44.82	5.94	5.31	5.26	4.50	0.90	0.80	75.71	55.43
15	Manipur	79.97	67.90	-	-	30.38	27.47	46.86	32.87	157.20	128.23
16	Meghalaya	27.79	22.72	14.78	12.34	13.93	12.10	17.17	14.72	73.67	61.89
17	Mizoram	21.68	15.09	-	-	11.97	8.81	19.95	11.99	53.60	35.89
18	Nagaland	34.58	33.14	16.22	17.91	78.17	76.07	36.08	34.80	165.05	161.91
19	Odisha	21.18	16.85	6.72	6.27	10.78	8.53	4.84	4.46	43.52	36.11
20	Punjab	141.97	121.18	-	-	14.94	12.57	12.53	9.63	169.44	143.38
21	Rajasthan	27.40	23.29	-	-	3.73	3.41	1.48	1.38	32.61	28.08
22	Sikkim	42.07	41.25	-	-	14.52	12.25	42.95	29.20	99.53	82.69
23	Tamil Nadu	66.11	58.62	23.13	21.09	11.86	10.96	0.09	0.09	101.18	90.77
24	Telangana	40.65	31.96	21.37	15.52	5.02	3.67	6.65	4.80	73.68	55.95
25	Tripura	78.04	58.90	44.13	28.54	37.12	34.05	123.06	88.21	282.34	209.71
26	Uttar Pradesh	134.37	105.29	22.19	6.72	18.24	16.62	0.39	0.40	175.19	129.03
27	Uttarakhand	20.60	20.28	11.09	8.83	6.85	5.99	3.35	2.98	41.89	38.07
28	West Bengal	109.97	64.53	26.38	18.91	38.58	24.07	3.32	0.76	178.25	108.28
29	A & N Islands	40.49	36.22	8.86	5.06	-	-	12.21	11.23	61.56	52.50
30	Chandigarh	4,255.26	3,546.49	-	-	1,010.53	1,010.53	883.33	621.05	6,149.12	5,178.07
31	Dadra and Nagar Haveli and Daman and Diu	148.60	115.19	-	-	-	-	83.44	80.78	232.05	195.98
32	Delhi	5,654.64	4,731.57	-	-	699.20	626.93	-	-	6,353.83	5,358.50
33	Jammu and Kashmir	98.57	87.35	-	2.53	28.40	19.64	43.26	38.80	170.24	148.33
34	Ladakh	1.38	1.07	-	-	-	-	0.57	0.39	1.95	1.45
35	Lakshadweep	1,083.51	884.36	-	-	-	-	-	-	1,083.51	884.36
36	Puducherry	535.55	397.37	-	-	169.60	110.42	205.52	184.09	910.67	691.88
	All India	55.20	43.12	9.47	6.95	12.03	9.54	5.10	4.08	81.80	63.70

S: Sanctioned

A: Actual

TABLE 3.1.1 -- SANCTIONED (S) AND ACTUAL (A) STRENGTH OF POLICE FORCES IN STATES/UTs

AS ON 01.01.2022

Sl. No.	STATES/UTs	STRENGTH OF CIVIL POLICE		STRENGTH OF DISTRICT ARMED RESERVE POLICE		TOTAL STRENGTH OF STATE ARMED POLICE	
		S	A	S	A	S	A
(1)	(2)	(3)	(4)	(5)	(6)	(7)	(8)
1	Andhra Pradesh	76,331	66,820	16,763	13,360	9,604	6,252
2	Arunachal Pradesh	8,405	5,864	0	0	1,870	1,648
3	Assam	23,103	18,102	12,115	8,981	38,425	27,895
4	Bihar	66,718	30,584	51,196	43,122	20,656	16,191
5	Chhattisgarh	51,003	39,462	0	0	14,237	12,678
6	Goa	7,160	5,710	0	0	568	186
7	Gujarat	65,728	46,901	30,663	24,387	26,189	18,558
8	Haryana	73,056	52,785	0	0	6,621	3,627
9	Himachal Pradesh	12,011	11,128	771	771	774	600
10	Jharkhand	60,519	44,563	0	0	12,555	11,224
11	Karnataka	69,801	62,908	22,775	18,816	13,196	10,330
12	Kerala	50,345	45,914	0	0	9,939	6,323
13	Madhya Pradesh	96,085	81,370	0	0	27,116	20,958
14	Maharashtra	1,95,724	1,37,918	18,274	16,336	16,186	13,842
15	Manipur	17,854	15,159	0	0	6,782	6,134
16	Meghalaya	6,232	5,096	3,314	2,768	3,125	2,715
17	Mizoram	4,571	3,182	0	0	2,524	1,857
18	Nagaland	5,596	5,363	2,624	2,898	12,650	12,309
19	Odisha	32,980	26,237	10,468	9,766	16,783	13,275
20	Punjab	71,498	61,030	0	0	7,522	6,332
21	Rajasthan	93,729	79,688	0	0	12,746	11,663
22	Sikkim	2,985	2,927	0	0	1,030	869
23	Tamil Nadu	85,982	76,249	30,080	27,436	15,429	14,257
24	Telangana	45,583	35,833	23,956	17,396	5,626	4,115
25	Tripura	8,183	6,176	4,627	2,993	3,892	3,571
26	Uttar Pradesh	3,23,830	2,53,739	53,465	16,203	43,954	40,043
27	Uttarakhand	11,018	10,844	5,930	4,722	3,664	3,201
28	West Bengal	97,601	57,274	23,411	16,787	34,240	21,365
29	A & N Islands	3,340	2,988	731	417	0	0
30	Chandigarh	4,851	4,043	0	0	1,152	1,152
31	Dadra and Nagar Haveli and Daman and Diu	894	693	0	0	0	0
32	Delhi	83,882	70,189	0	0	10,372	9,300
33	Jammu and Kashmir	52,809	46,798	0	1,355	15,216	10,523
34	Ladakh	2,323	1,801	0	0	0	0
35	Lakshadweep	321	262	0	0	0	0
36	Puducherry	2,624	1,947	0	0	831	541
All India		18,14,675	14,17,547	3,11,163	2,28,514	3,95,474	3,13,534

TABLE 3.1.1 -- (CONTINUED ...)

Sl. No.	STATES/UTs	TOTAL STRENGTH OF STATE IRB		TOTAL STRENGTH OF STATE POLICE (CIVIL + DISTRICT ARMED RESERVE (DAR) + ARMED + IRB)		VACANCY / SURPLUS	TOTAL ACTUAL STRENGTH OF WOMEN POLICE (CIVIL + DISTRICT ARMED RESERVE (DAR) + ARMED+IRB)
		S	A	S	A		
(1)	(2)	(9)	(10)	(11)	(12)	(13)	(14)
1	Andhra Pradesh	3,376	2,257	1,06,074	88,689	17,385	19,299
2	Arunachal Pradesh	5,012	4,588	15,287	12,100	3,187	1,290
3	Assam	8,076	6,890	81,719	61,868	19,851	4,191
4	Bihar	4,302	3,416	1,42,872	93,313	49,559	19,790
5	Chhattisgarh	13,458	12,433	78,698	64,573	14,125	4,576
6	Goa	3,021	2,007	10,749	7,903	2,846	835
7	Gujarat	0	0	1,22,580	89,846	32,734	14,681
8	Haryana	3,713	2,666	83,390	59,078	24,312	4,829
9	Himachal Pradesh	5,744	4,634	19,300	17,133	2,167	2,404
10	Jharkhand	9,780	7,290	82,854	63,077	19,777	3,880
11	Karnataka	4,895	3,462	1,10,667	95,516	15,151	8,240
12	Kerala	1,190	979	61,474	53,216	8,258	4,142
13	Madhya Pradesh	2,118	1,314	1,25,319	1,03,642	21,677	7,656
14	Maharashtra	2,781	2,474	2,32,965	1,70,570	62,395	30,432
15	Manipur	10,463	7,338	35,099	28,631	6,468	1,962
16	Meghalaya	3,852	3,302	16,523	13,881	2,642	826
17	Mizoram	4,206	2,528	11,301	7,567	3,734	540
18	Nagaland	5,839	5,631	26,709	26,201	508	2,599
19	Odisha	7,538	6,949	67,769	56,227	11,542	5,909
20	Punjab	6,311	4,848	85,331	72,210	13,121	7,117
21	Rajasthan	5,079	4,707	1,11,554	96,058	15,496	9,996
22	Sikkim	3,048	2,072	7,063	5,868	1,195	531
23	Tamil Nadu	115	115	1,31,606	1,18,057	13,549	22,547
24	Telangana	7,452	5,387	82,617	62,731	19,886	5,349
25	Tripura	12,904	9,250	29,606	21,990	7,616	1,164
26	Uttar Pradesh	951	970	4,22,200	3,10,955	1,11,245	33,425
27	Uttarakhand	1,792	1,592	22,404	20,359	2,045	2,602
28	West Bengal	2,946	678	1,58,198	96,104	62,094	9,558
29	A & N Islands	1,007	926	5,078	4,331	747	548
30	Chandigarh	1,007	708	7,010	5,903	1,107	1,275
31	Dadra and Nagar Haveli and Daman and Diu	502	486	1,396	1,179	217	104
32	Delhi	0	0	94,254	79,489	14,765	10,228
33	Jammu and Kashmir	23,178	20,788	91,203	79,464	11,739	2,598
34	Ladakh	963	651	3,286	2,452	834	695
35	Lakshadweep	0	0	321	262	59	27
36	Puducherry	1,007	902	4,462	3,390	1,072	258
All India		1,67,626	1,34,238	26,88,938	20,93,833	5,95,105	2,46,103

TABLE 3.1.2-- SANCTIONED (S) & ACTUAL (A) STRENGTH IN DIFFERENT RANKS IN CIVIL POLICE IN STATES/UTs

AS ON 01.01.2022

Sl. No.	STATES/UTs	DGP/SPL. DGP			ADDL.DGP			IGP			DIG		
		S	A	V	S	A	V	S	A	V	S	A	V
(1)	(2)	(3)	(4)	(5)	(6)	(7)	(8)	(9)	(10)	(11)	(12)	(13)	(14)
1	Andhra Pradesh	14	14	0	12	12	0	17	9	8	20	20	0
2	Arunachal Pradesh	1	1	0	0	0	0	2	5	-3	6	2	4
3	Assam	6	6	0	6	5	1	13	11	2	18	11	7
4	Bihar	3	12	-9	10	27	-17	23	16	7	22	36	-14
5	Chhattisgarh	2	2	0	3	7	-4	8	6	2	11	6	5
6	Goa	0	0	0	1	1	0	1	1	0	2	1	1
7	Gujarat	7	6	1	18	10	8	29	16	13	29	24	5
8	Haryana	7	6	1	8	12	-4	29	16	13	21	13	8
9	Himachal Pradesh	1	4	-3	7	7	0	20	14	6	14	10	4
10	Jharkhand	2	4	-2	6	8	-2	14	6	8	14	9	5
11	Karnataka	6	6	0	19	19	0	28	15	13	24	11	13
12	Kerala	1	1	0	8	5	3	15	9	6	10	6	4
13	Madhya Pradesh	5	12	-7	15	41	-26	32	15	17	22	21	1
14	Maharashtra	8	7	1	35	35	0	33	23	10	48	39	9
15	Manipur	1	1	0	3	3	0	8	7	1	8	6	2
16	Meghalaya	2	1	1	5	0	5	7	6	1	8	4	4
17	Mizoram	1	1	0	1	1	0	1	3	-2	5	6	-1
18	Nagaland	2	2	0	2	2	0	11	10	1	14	13	1
19	Odisha	1	3	-2	7	11	-4	18	11	7	18	7	11
20	Punjab	13	9	4	24	26	-2	26	18	8	13	9	4
21	Rajasthan	2	7	-5	8	28	-20	22	35	-13	16	28	-12
22	Sikkim	1	3	-2	2	2	0	5	6	-1	6	11	-5
23	Tamil Nadu	13	10	3	18	14	4	37	29	8	31	28	3
24	Telangana	2	5	-3	6	16	-10	16	8	8	14	11	3
25	Tripura	2	1	1	1	2	-1	6	4	2	4	1	3
26	Uttar Pradesh	7	14	-7	21	51	-30	51	27	24	51	54	-3
27	Uttarakhand	1	1	0	1	3	-2	4	4	0	6	9	-3
28	West Bengal	10	9	1	32	29	3	44	38	6	64	55	9
29	A & N Islands	0	1	-1	1	2	-1	1	1	0	2	1	1
30	Chandigarh	0	1	-1	0	0	0	1	0	1	1	1	0
31	Dadra and Nagar Haveli and Daman and Diu	0	0	0	0	0	0	0	0	0	1	1	0
32	Delhi	1	1	0	17	19	-2	20	18	2	20	22	-2
33	Jammu and Kashmir	4	6	-2	7	12	-5	19	8	11	21	12	9
34	Ladakh	0	0	0	1	1	0	1	0	1	2	2	0
35	Lakshadweep	0	0	0	0	0	0	0	0	0	0	1	-1
36	Puducherry	1	1	0	0	1	-1	-	-	-	1	0	1
All India		127	158	-31	305	412	-107	562	395	167	567	491	76

TABLE 3.1.2-- (CONTINUED ...)

Sl. No.	STATES/UTs	AIGP/SSP/SP/COMMANDANT			ADDL. SP/DY. COMMANDANT			ASP/DY.SP/ASST. COMMANDANT			INSPECTOR / RI		
		S	A	V	S	A	V	S	A	V	S	A	V
(1)	(2)	(15)	(16)	(17)	(18)	(19)	(20)	(21)	(22)	(23)	(24)	(25)	(26)
1	Andhra Pradesh	79	71	8	101	72	29	461	340	121	1,135	1,060	75
2	Arunachal Pradesh	27	28	-1	6	5	1	77	77	-	186	171	15
3	Assam	79	74	5	81	70	11	214	172	42	592	568	24
4	Bihar	74	127	-53	25	22	3	820	464	356	1,581	769	812
5	Chhattisgarh	52	31	21	54	72	-18	328	278	50	948	698	250
6	Goa	17	10	7	0	0	0	41	15	26	116	120	-4
7	Gujarat	128	92	36	0	0	0	317	287	30	1,339	1,021	318
8	Haryana	81	53	28	35	23	12	182	131	51	1,037	966	71
9	Himachal Pradesh	51	51	0	40	33	7	149	126	23	232	210	22
10	Jharkhand	149	54	95	39	2	37	390	258	132	991	753	238
11	Karnataka	271	213	58	15	9	6	610	549	61	1,728	1,628	100
12	Kerala	66	47	19	6	1	5	326	270	56	757	656	101
13	Madhya Pradesh	64	109	-45	217	216	1	855	715	140	2,225	1,611	614
14	Maharashtra	259	225	34	57	53	4	891	636	255	7,999	3,037	4,962
15	Manipur	36	34	2	68	56	12	100	64	36	301	265	36
16	Meghalaya	33	29	4	8	5	3	57	45	12	196	153	43
17	Mizoram	24	24	0	21	17	4	48	33	15	177	162	15
18	Nagaland	51	54	-3	69	61	8	139	125	14	236	228	8
19	Odisha	69	50	19	122	111	11	499	407	92	1,157	891	266
20	Punjab	223	253	-30	0	0	0	612	585	27	989	717	272
21	Rajasthan	157	82	75	352	309	43	551	485	66	1,402	1,181	221
22	Sikkim	23	20	3	31	29	2	87	44	43	73	64	9
23	Tamil Nadu	147	140	7	168	165	3	755	673	82	2,515	2,501	14
24	Telangana	83	94	-11	92	86	6	312	350	-38	1,235	1,193	42
25	Tripura	22	22	0	17	32	-15	72	126	-54	197	42	155
26	Uttar Pradesh	159	197	-38	322	269	53	1,106	814	292	6,160	4,703	1,457
27	Uttarakhand	16	17	-1	9	13	-4	42	66	-24	189	185	4
28	West Bengal	181	141	40	102	73	29	567	504	63	1,869	1,346	523
29	A & N Islands	4	8	-4	0	0	0	13	16	-3	60	50	10
30	Chandigarh	4	4	0	0	0	0	13	12	1	47	46	1
31	Dadra and Nagar Haveli and Daman and Diu	3	4	-1	1	0	1	3	4	-1	11	6	5
32	Delhi	50	57	-7	37	15	22	298	260	38	1,378	1,436	-58
33	Jammu and Kashmir	190	186	4	0	0	0	570	389	181	1,165	1,058	107
34	Ladakh	10	6	4	0	1	-1	9	6	3	26	52	-26
35	Lakshadweep	1	1	0	0	0	0	1	4	-3	4	3	1
36	Puducherry	23	20	3	-	-	-	-	-	-	62	57	5
All India		2,906	2,628	278	2,095	1,820	275	11,515	9,330	2,185	40,315	29,607	10,708

TABLE 3.1.2-- (CONTINUED...)

Sl. No.	STATES/UTs	S.I./RSI			A.S.I./ARSI			HEAD CONSTABLE		
		S	A	V	S	A	V	S	A	V
(1)	(2)	(27)	(28)	(29)	(30)	(31)	(32)	(33)	(34)	(35)
1	Andhra Pradesh	3,126	2,583	543	3,196	3,134	62	9,080	8,623	457
2	Arunachal Pradesh	436	285	151	479	223	256	1,460	918	542
3	Assam	2,789	2,117	672	2,179	1,310	869	1,896	1,766	130
4	Bihar	17,486	8,428	9,058	14,806	6,244	8,562	3,946	239	3,707
5	Chhattisgarh	2,292	1,278	1,014	3,048	2,616	432	6,773	5,759	1,014
6	Goa	595	319	276	551	544	7	1,189	1,099	90
7	Gujarat	3,828	1,942	1,886	7,856	7,114	742	13,677	11,234	2,443
8	Haryana	3,448	2,216	1,232	5,941	4,624	1,317	11,911	7,554	4,357
9	Himachal Pradesh	546	445	101	1,042	861	181	1,855	1,692	163
10	Jharkhand	7,784	4,082	3,702	7,432	6,128	1,304	8,417	5,211	3,206
11	Karnataka	3,997	2,998	999	6,294	6,126	168	18,422	17,973	449
12	Kerala	2,376	1,739	637	2,148	1,613	535	8,194	7,202	992
13	Madhya Pradesh	6,338	4,649	1,689	10,498	8,663	1,835	19,454	15,709	3,745
14	Maharashtra	9,817	7,195	2,622	15,227	14,413	814	75,431	35,082	40,349
15	Manipur	1,207	1,073	134	1,951	831	1,120	3,465	2,983	482
16	Meghalaya	891	729	162	186	153	33	568	519	49
17	Mizoram	443	337	106	465	287	178	908	710	198
18	Nagaland	422	379	43	352	324	28	461	450	11
19	Odisha	4,045	2,365	1,680	4,691	3,775	916	1,535	1,147	388
20	Punjab	2,693	1,933	760	4,563	3,558	1,005	10,064	8,016	2,048
21	Rajasthan	4,253	2,247	2,006	10,122	4,784	5,338	16,987	13,360	3,627
22	Sikkim	174	123	51	247	374	-127	419	414	5
23	Tamil Nadu	8,777	8,053	724	Nil	Nil	-	35,276	31,440	3,836
24	Telangana	3,533	3,020	513	2,474	2,412	62	7,137	3,244	3,893
25	Tripura	863	547	316	935	502	433	609	316	293
26	Uttar Pradesh	46,260	26,401	19,859	4,362	1,040	3,322	64,328	50,008	14,320
27	Uttarakhand	1,306	1,180	126	-	-	-	1,064	584	480
28	West Bengal	10,883	8,758	2,125	14,112	9,424	4,688	-	-	-
29	A & N Islands	242	150	92	129	92	37	613	547	66
30	Chandigarh	286	297	-11	257	172	85	1,096	760	336
31	Dadra and Nagar Haveli and Daman and Diu	46	36	10	38	26	12	197	125	72
32	Delhi	7,658	6,718	940	7,035	7,564	-529	21,667	17,892	3,775
33	Jammu and Kashmir	4,477	1,974	2,503	5,209	4,415	794	10,850	10,627	223
34	Ladakh	100	41	59	122	144	-22	307	347	-40
35	Lakshadweep	16	4	12	5	3	2	64	55	9
36	Puducherry	256	155	101	98	62	36	513	458	55
	All India	1,63,689	1,06,796	56,893	1,38,050	1,03,555	34,495	3,59,833	2,64,063	95,770

TABLE 3.1.2-- (CONTINUED ...)

Sl. No.	STATES/UTs	CONSTABLE			OTHERS IF ANY			TOTAL		
		S	A	V	S	A	V	S	A	V
(1)	(2)	(36)	(37)	(38)	(39)	(40)	(41)	(42)	(43)	(44)
1	Andhra Pradesh	28,509	21,734	6,775	30,581	29,148	1,433	76,331	66,820	9,511
2	Arunachal Pradesh	5,176	3,873	1,303	549	276	273	8,405	5,864	2,541
3	Assam	14,432	11,246	3,186	798	746	52	23,103	18,102	5,001
4	Bihar	27,922	14,200	13,722	0	0	0	66,718	30,584	36,134
5	Chhattisgarh	31,933	24,743	7,190	5,551	3,966	1,585	51,003	39,462	11,541
6	Goa	3,351	2,658	693	1,296	942	354	7,160	5,710	1,450
7	Gujarat	38,500	25,155	13,345	0	0	0	65,728	46,901	18,827
8	Haryana	41,821	28,966	12,855	8,535	8,205	330	73,056	52,785	20,271
9	Himachal Pradesh	8,054	7,675	379	0	0	0	12,011	11,128	883
10	Jharkhand	35,281	28,048	7,233	0	0	0	60,519	44,563	15,956
11	Karnataka	35,629	30,868	4,761	2,758	2,493	265	69,801	62,908	6,893
12	Kerala	31,780	30,926	854	4,658	3,439	1,219	50,345	45,914	4,431
13	Madhya Pradesh	51,882	45,676	6,206	4,478	3,933	545	96,085	81,370	14,715
14	Maharashtra	84,425	76,615	7,810	1,494	558	936	1,95,724	1,37,918	57,806
15	Manipur	10,706	9,836	870	0	0	0	17,854	15,159	2,695
16	Meghalaya	4,059	3,282	777	212	170	42	6,232	5,096	1,136
17	Mizoram	2,110	1,275	835	367	326	41	4,571	3,182	1,389
18	Nagaland	3,837	3,715	122	0	0	0	5,596	5,363	233
19	Odisha	20,818	17,459	3,359	0	0	0	32,980	26,237	6,743
20	Punjab	50,466	44,906	5,560	1,812	1,000	812	71,498	61,030	10,468
21	Rajasthan	59,857	57,142	2,715	0	0	0	93,729	79,688	14,041
22	Sikkim	1,585	1,498	87	332	339	-7	2,985	2,927	58
23	Tamil Nadu	34,591	29,939	4,652	3,654	3,257	397	85,982	76,249	9,733
24	Telangana	30,679	25,394	5,285	0	0	0	45,583	35,833	9,750
25	Tripura	5,455	4,581	874	0	0	0	8,183	6,176	2,007
26	Uttar Pradesh	1,85,178	1,57,914	27,264	15,825	12,247	3,578	3,23,830	2,53,739	70,091
27	Uttarakhand	8,380	8,782	-402	0	0	0	11,018	10,844	174
28	West Bengal	67,764	35,618	32,146	1,973	1,279	694	97,601	57,274	40,327
29	A & N Islands	1,853	1,833	20	422	287	135	3,340	2,988	352
30	Chandigarh	2,937	2,575	362	209	175	34	4,851	4,043	808
31	Dadra and Nagar Haveli and Daman and Diu	554	475	79	40	16	24	894	693	201
32	Delhi	44,068	34,904	9,164	1,633	1,283	350	83,882	70,189	13,693
33	Jammu and Kashmir	27,901	25,707	2,194	2,396	2,404	-8	52,809	46,798	6,011
34	Ladakh	781	424	357	964	777	187	2,323	1,801	522
35	Lakshadweep	230	191	39	0	0	0	321	262	59
36	Puducherry	1,670	1,193	477	-	-	-	2,624	1,947	677
	All India	10,04,174	8,21,026	1,83,148	90,537	77,266	13,271	18,14,675	14,17,547	3,97,128

TABLE 3.1.3 (A) -- SANCTIONED (S) & ACTUAL (A) STRENGTH IN DIFFERENT RANKS IN DISTRICT ARMED RESERVE (DAR) POLICE IN STATES/UTs

AS ON 01.01.2022

Sl. No.	STATES/UTs	AIGP/SSP/SP/COMMANDANT			ADDL. SP/DY. COMMANDANT			ASP/DY.SP/ASSTT. COMMANDANT			INSPECTOR / RI		
		S	A	V	S	A	V	S	A	V	S	A	V
(1)	(2)	(3)	(4)	(5)	(6)	(7)	(8)	(9)	(10)	(11)	(12)	(13)	(14)
1	Andhra Pradesh	8	5	3	15	14	1	55	49	6	180	174	6
2	Arunachal Pradesh	0	0	0	0	0	0	0	0	0	0	0	0
3	Assam	0	0	0	0	0	0	0	0	0	32	30	2
4	Bihar	0	0	0	0	0	0	0	0	0	497	128	369
5	Chhattisgarh	0	0	0	0	0	0	0	0	0	0	0	0
6	Goa	NA	NA	0	NA	NA	0	NA	NA	0	NA	NA	0
7	Gujarat	0	0	0	0	0	0	0	0	0	61	52	9
8	Haryana	0	0	0	0	0	0	0	0	0	0	0	0
9	Himachal Pradesh	0	0	0	0	0	0	0	0	0	1	1	0
10	Jharkhand	0	0	0	0	0	0	0	0	0	0	0	0
11	Karnataka	22	22	0	0	0	0	65	65	0	119	103	16
12	Kerala	0	0	0	0	0	0	0	0	0	0	0	0
13	Madhya Pradesh	NA	NA	0	NA	NA	0	NA	NA	0	NA	NA	0
14	Maharashtra	21	17	4	2	0	2	90	31	59	491	286	205
15	Manipur	NA	NA	0	NA	NA	0	NA	NA	0	NA	NA	0
16	Meghalaya	0	0	0	0	0	0	0	0	0	11	3	8
17	Mizoram	0	0	0	0	0	0	0	0	0	0	0	0
18	Nagaland	14	16	-2	13	13	0	25	26	-1	81	78	3
19	Odisha	0	0	0	0	0	0	0	0	0	40	30	10
20	Punjab	0	0	0	0	0	0	0	0	0	0	0	0
21	Rajasthan	0	0	0	0	0	0	0	0	0	0	0	0
22	Sikkim	0	0	0	0	0	0	0	0	0	0	0	0
23	Tamil Nadu	8	7	1	13	5	8	74	83	-9	326	322	4
24	Telangana	4	4	0	20	16	4	60	17	43	226	216	10
25	Tripura	0	0	0	2	0	2	12	6	6	51	15	36
26	Uttar Pradesh	0	0	0	0	0	0	0	0	0	294	245	49
27	Uttarakhand	0	0	0	6	4	2	25	5	20	25	19	6
28	West Bengal	0	0	0	0	0	0	19	15	4	143	83	60
29	A & N Islands	0	0	0	0	1	-1	2	1	1	4	6	-2
30	Chandigarh	0	0	0	0	0	0	0	0	0	0	0	0
31	Dadra and Nagar Haveli and Daman and Diu	0	0	0	0	0	0	0	0	0	0	0	0
32	Delhi	0	0	0	0	0	0	0	0	0	0	0	0
33	Jammu and Kashmir	0	0	0	0	0	0	0	21	-21	0	26	-26
34	Ladakh	0	0	0	0	0	0	0	0	0	0	0	0
35	Lakshadweep	0	0	0	0	0	0	0	0	0	0	0	0
36	Puducherry	0	0	0	0	0	0	0	0	0	0	0	0
All India		77	71	6	71	53	18	427	319	108	2,582	1,817	765

TABLE 3.1.3 (A) -- (CONTINUED ...)

Sl. No.	STATES/UTs	S.I./RSI			A.S.I./ARSI			HEAD CONSTABLE		
		S	A	V	S	A	V	S	A	V
(1)	(2)	(15)	(16)	(17)	(18)	(19)	(20)	(21)	(22)	(23)
1	Andhra Pradesh	485	378	107	980	976	4	3,445	3,227	218
2	Arunachal Pradesh	0	0	0	0	0	0	0	0	0
3	Assam	139	138	1	0	0	0	2,232	1,411	821
4	Bihar	2,004	1,001	1,003	0	0	0	8,446	3,075	5,371
5	Chhattisgarh	0	0	0	0	0	0	0	0	0
6	Goa	NA	NA	0	NA	NA	0	NA	NA	0
7	Gujarat	463	234	229	2,540	2,143	397	4,573	4,155	418
8	Haryana	0	0	0	0	0	0	0	0	0
9	Himachal Pradesh	5	5	0	17	17	0	78	78	0
10	Jharkhand	0	0	0	0	0	0	0	0	0
11	Karnataka	487	343	144	2,109	1,985	124	6,349	5,823	526
12	Kerala	0	0	0	0	0	0	0	0	0
13	Madhya Pradesh	NA	NA	0	NA	NA	0	NA	NA	0
14	Maharashtra	1,339	910	429	1,330	1,210	120	5,927	5,560	367
15	Manipur	NA	NA	0	NA	NA	0	NA	NA	0
16	Meghalaya	123	76	47	0	0	0	366	259	107
17	Mizoram	0	0	0	0	0	0	0	0	0
18	Nagaland	100	108	-8	-	-	-	749	815	-66
19	Odisha	175	112	63	126	80	46	2,052	1,793	259
20	Punjab	0	0	0	0	0	0	0	0	0
21	Rajasthan	0	0	0	0	0	0	0	0	0
22	Sikkim	0	0	0	0	0	0	0	0	0
23	Tamil Nadu	1,240	800	440	Nil	Nil	0	3,127	2,787	340
24	Telangana	522	445	77	1,118	1,136	-18	3,846	3,730	116
25	Tripura	110	73	37	0	0	0	459	213	246
26	Uttar Pradesh	1,337	771	566	0	0	0	11,174	8,575	2,599
27	Uttarakhand	94	94	0	0	0	0	1,041	657	384
28	West Bengal	692	632	60	2,520	2,245	275	0	0	0
29	A & N Islands	20	12	8	1	16	-15	115	112	3
30	Chandigarh	0	0	0	0	0	0	0	0	0
31	Dadra and Nagar Haveli and Daman and Diu	0	0	0	0	0	0	0	0	0
32	Delhi	0	0	0	0	0	0	0	0	0
33	Jammu and Kashmir	0	56	-56	0	164	-164	0	306	-306
34	Ladakh	0	0	0	0	0	0	0	0	0
35	Lakshadweep	0	0	0	0	0	0	0	0	0
36	Puducherry	0	0	0	0	0	0	0	0	0
	All India	9,335	6,188	3,147	10,741	9,972	769	53,979	42,576	11,403

TABLE 3.1.3 (A) -- (CONTINUED ...)

Sl. No.	STATES/UTs	CONSTABLE			OTHERS IF ANY			TOTAL		
		S	A	V	S	A	V	S	A	V
(1)	(2)	(24)	(25)	(26)	(27)	(28)	(29)	(30)	(31)	(32)
1	Andhra Pradesh	11,595	8,537	3,058	0	0	0	16,763	13,360	3,403
2	Arunachal Pradesh	0	0	0	0	0	0	0	0	0
3	Assam	9,275	7,009	2,266	437	393	44	12,115	8,981	3,134
4	Bihar	40,249	38,918	1,331	0	0	0	51,196	43,122	8,074
5	Chhattisgarh	0	0	0	0	0	0	0	0	0
6	Goa	NA	NA	0	NA	NA	0	0	0	0
7	Gujarat	23,026	17,803	5,223	0	0	0	30,663	24,387	6,276
8	Haryana	0	0	0	0	0	0	0	0	0
9	Himachal Pradesh	670	670	0	0	0	0	771	771	0
10	Jharkhand	0	0	0	0	0	0	0	0	0
11	Karnataka	13,624	10,475	3,149	0	0	0	22,775	18,816	3,959
12	Kerala	0	0	0	0	0	0	0	0	0
13	Madhya Pradesh	N.A.	N.A.	0	N.A.	N.A.	0	0	0	0
14	Maharashtra	8,944	8,240	704	130	82	48	18,274	16,336	1,938
15	Manipur	NA	NA	0	NA	NA	0	0	0	0
16	Meghalaya	2,814	2,430	384	0	0	0	3,314	2,768	546
17	Mizoram	0	0	0	0	0	0	0	0	0
18	Nagaland	1,642	1,842	-200	0	0	0	2,624	2,898	-274
19	Odisha	8,075	7,751	324	0	0	0	10,468	9,766	702
20	Punjab	0	0	0	0	0	0	0	0	0
21	Rajasthan	0	0	0	0	0	0	0	0	0
22	Sikkim	0	0	0	0	0	0	0	0	0
23	Tamil Nadu	24,185	22,447	1,738	1,107	985	122	30,080	27,436	2,644
24	Telangana	18,160	11,832	6,328	0	0	0	23,956	17,396	6,560
25	Tripura	2,982	2,143	839	1,011	543	468	4,627	2,993	1,634
26	Uttar Pradesh	40,660	6,612	34,048	0	0	0	53,465	16,203	37,262
27	Uttarakhand	3,676	3,228	448	1,063	715	348	5,930	4,722	1,208
28	West Bengal	18,729	12,708	6,021	1,308	1,104	204	23,411	16,787	6,624
29	A & N Islands	543	205	338	46	64	-18	731	417	314
30	Chandigarh	0	0	0	0	0	0	0	0	0
31	Dadra and Nagar Haveli and Daman and Diu	0	0	0	0	0	0	0	0	0
32	Delhi	0	0	0	0	0	0	0	0	0
33	Jammu and Kashmir	0	727	-727	0	55	-55	0	1,355	-1,355
34	Ladakh	0	0	0	0	0	0	0	0	0
35	Lakshadweep	0	0	0	0	0	0	0	0	0
36	Puducherry	0	0	0	0	0	0	0	0	0
	All India	2,28,849	1,63,577	65,272	5,102	3,941	1,161	3,11,163	2,28,514	82,649

TABLE 3.1.3 (B)-- SANCTIONED (S) & ACTUAL (A) STRENGTH IN DIFFERENT RANKS IN SPECIAL ARMED POLICE BATTALION IN STATES/UTs

AS ON 01.01.2022

Sl. No.	STATES/UTs	NO. OF BATTALIONS	DGP/SPL. DGP			ADDL.DGP			IGP			DIG		
			S	A	V	S	A	V	S	A	V	S	A	V
(1)	(2)	(3)	(4)	(5)	(6)	(7)	(8)	(9)	(10)	(11)	(12)	(13)	(14)	(15)
1	Andhra Pradesh	5	0	0	0	1	1	0	0	0	0	2	2	0
2	Arunachal Pradesh	2	0	0	0	0	0	0	0	0	0	0	0	0
3	Assam	19	1	1	0	1	0	1	1	1	0	2	2	0
4	Bihar	19	1	1	0	0	0	0	1	1	0	2	2	0
5	Chhattisgarh	9	0	0	0	1	0	1	1	0	1	6	2	4
6	Goa	1	0	0	0	0	0	0	0	0	0	0	0	0
7	Gujarat	21	0	0	0	2	2	0	1	1	0	1	1	0
8	Haryana	6	0	0	0	0	0	0	1	1	0	0	0	0
9	Himachal Pradesh	1	0	0	0	0	0	0	0	0	0	0	0	0
10	Jharkhand	10	0	0	0	1	1	0	0	0	0	0	0	0
11	Karnataka	12	0	0	0	1	1	0	1	1	0	1	0	1
12	Kerala	11	0	0	0	2	1	1	1	0	1	1	1	0
13	Madhya Pradesh	23	0	0	0	1	0	1	4	0	4	0	1	-1
14	Maharashtra	3	0	0	0	1	1	0	0	0	0	3	2	1
15	Manipur	6	0	0	0	1	1	0	3	3	0	3	1	2
16	Meghalaya	2	0	0	0	0	0	0	0	0	0	0	0	0
17	Mizoram	3	0	0	0	0	0	0	0	0	0	1	1	0
18	Nagaland	8	0	0	0	0	0	0	1	1	0	4	4	0
19	Odisha	22	0	0	0	0	0	0	0	0	0	0	0	0
20	Punjab	8	1	1	0	1	1	0	0	0	0	2	0	2
21	Rajasthan	12	0	0	0	1	1	0	1	2	-1	2	1	1
22	Sikkim	1	0	0	0	0	0	0	0	0	0	0	0	0
23	Tamil Nadu	15	Nil	Nil	0	1	1	0	1	1	0	1	0	1
24	Telangana	5	0	0	0	0	1	-1	1	0	1	1	1	0
25	Tripura	4	0	0	0	1	0	1	1	1	0	4	1	3
26	Uttar Pradesh	33	0	0	0	1	1	0	5	3	2	8	2	6
27	Uttarakhand	3	0	0	0	0	1	-1	1	0	1	0	1	-1
28	West Bengal	41	0	0	0	1	1	0	4	1	3	5	3	2
29	A & N Islands	0	0	0	0	0	0	0	0	0	0	0	0	0
30	Chandigarh	1	0	0	0	0	0	0	0	0	0	0	0	0
31	Dadra and Nagar Haveli and Daman and Diu	0	0	0	0	0	0	0	0	0	0	0	0	0
32	Delhi	13	0	0	0	0	1	-1	0	2	-2	0	3	-3
33	Jammu and Kashmir	15	0	0	0	1	1	0	2	0	2	2	0	2
34	Ladakh	0	0	0	0	0	0	0	0	0	0	0	0	0
35	Lakshadweep	0	0	0	0	0	0	0	0	0	0	0	0	0
36	Puducherry	0	0	0	0	0	0	0	0	0	0	0	0	0
	All India	334	3	3	0	19	17	2	31	19	12	51	31	20

TABLE 3.1.3 (B)-- (CONTINUED ...)

Sl. No.	STATES/UTs	NO. OF BATTALIONS	AIGP/SSP/SP/COMMANDANT			ADDL. SP/DY. COMMANDANT			ASP/DY.SP/ASSTT. COMMANDANT			INSPECTOR / RI		
			S	A	V	S	A	V	S	A	V	S	A	V
(1)	(2)	(3)	(16)	(17)	(18)	(19)	(20)	(21)	(22)	(23)	(24)	(25)	(26)	(27)
1	Andhra Pradesh	5	5	3	2	16	13	3	48	46	2	180	174	6
2	Arunachal Pradesh	2	2	2	0	2	2	0	12	12	0	12	12	0
3	Assam	19	26	23	3	16	14	2	133	62	71	339	205	134
4	Bihar	19	19	16	3	23	4	19	61	44	17	223	74	149
5	Chhattisgarh	9	19	11	8	18	16	2	90	44	46	206	173	33
6	Goa	1	0	0	0	0	0	0	3	3	0	5	1	4
7	Gujarat	21	21	10	11	0	0	0	99	84	15	258	143	115
8	Haryana	6	5	4	1	1	1	0	20	17	3	73	58	15
9	Himachal Pradesh	1	1	1	0	0	0	0	3	3	0	9	7	2
10	Jharkhand	10	10	9	1	9	0	9	67	31	36	126	36	90
11	Karnataka	12	16	13	3	2	2	0	45	44	1	116	99	17
12	Kerala	11	9	6	3	8	5	3	32	27	5	59	53	6
13	Madhya Pradesh	23	23	20	3	41	26	15	139	71	68	375	232	143
14	Maharashtra	3	16	13	3	69	21	48	0	0	0	164	97	67
15	Manipur	6	23	23	0	33	14	19	55	20	35	104	98	6
16	Meghalaya	2	3	3	0	4	3	1	23	15	8	41	29	12
17	Mizoram	3	6	6	0	3	3	0	18	8	10	33	32	1
18	Nagaland	8	9	9	0	24	21	3	48	41	7	56	54	2
19	Odisha	22	24	14	10	37	32	5	136	75	61	177	101	76
20	Punjab	8	11	10	1	0	0	0	80	72	8	119	101	18
21	Rajasthan	12	4	4	0	20	12	8	50	34	16	110	66	44
22	Sikkim	1	1	1	0	1	1	0	5	1	4	11	3	8
23	Tamil Nadu	15	10	10	0	16	16	0	52	30	22	151	147	4
24	Telangana	5	5	4	1	9	8	1	22	21	1	58	61	-3
25	Tripura	4	6	4	2	3	3	0	28	24	4	49	26	23
26	Uttar Pradesh	33	33	32	1	39	26	13	108	46	62	394	224	170
27	Uttarakhand	3	3	3	0	3	3	0	9	7	2	29	26	3
28	West Bengal	41	38	15	23	15	7	8	182	150	32	347	171	176
29	A & N Islands	0	0	0	0	0	0	0	0	0	0	0	0	0
30	Chandigarh	1	0	0	0	0	0	0	1	1	0	8	8	0
31	Dadra and Nagar Haveli and Daman and Diu	0	0	0	0	0	0	0	0	0	0	0	0	0
32	Delhi	13	3	2	1	17	1	16	48	44	4	74	76	-2
33	Jammu and Kashmir	15	55	27	28	0	0	0	144	40	104	171	111	60
34	Ladakh	0	0	0	0	0	0	0	0	0	0	0	0	0
35	Lakshadweep	0	0	0	0	0	0	0	0	0	0	0	0	0
36	Puducherry	0	1	1	0	0	0	0	0	0	0	6	5	1
	All India	334	407	299	108	429	254	175	1,761	1,117	644	4,083	2,703	1,380

TABLE 3.1.3 (B)-- (CONTINUED ...)

Sl. No.	STATES/UTs	NO. OF BATTALIONS	S.I./RSI			A.S.I./ARSI			HEAD CONSTABLE		
			S	A	V	S	A	V	S	A	V
(1)	(2)	(3)	(28)	(29)	(30)	(31)	(32)	(33)	(34)	(35)	(36)
1	Andhra Pradesh	5	436	413	23	325	299	26	2,089	1,531	558
2	Arunachal Pradesh	2	36	34	2	0	0	0	192	181	11
3	Assam	19	1,155	819	336	54	37	17	5,864	4,127	1,737
4	Bihar	19	1,043	579	464	259	79	180	2,770	2,466	304
5	Chhattisgarh	9	527	332	195	896	739	157	2,610	2,467	143
6	Goa	1	15	15	0	10	10	0	85	83	2
7	Gujarat	21	1,191	662	529	2,221	955	1,266	2,400	2,033	367
8	Haryana	6	185	128	57	273	128	145	776	460	316
9	Himachal Pradesh	1	26	24	2	20	17	3	161	121	40
10	Jharkhand	10	694	555	139	42	33	9	2,409	2,314	95
11	Karnataka	12	301	229	72	1,102	927	175	3,360	3,222	138
12	Kerala	11	164	156	8	58	56	2	1,257	1,217	40
13	Madhya Pradesh	23	1,055	578	477	1,571	1,321	250	4,824	4,063	761
14	Maharashtra	3	346	299	47	1,362	1,289	73	2,812	2,552	260
15	Manipur	6	201	143	58	0	0	0	1,393	1,148	245
16	Meghalaya	2	91	107	-16	0	0	0	338	295	43
17	Mizoram	3	90	77	13	18	4	14	360	359	1
18	Nagaland	8	333	320	13	0	0	0	2,934	3,086	-152
19	Odisha	22	505	361	144	197	203	-6	3,012	2,720	292
20	Punjab	8	266	251	15	453	453	0	1,339	1,339	0
21	Rajasthan	12	367	288	79	0	0	0	2,389	1,990	399
22	Sikkim	1	19	24	-5	71	164	-93	177	551	-374
23	Tamil Nadu	15	477	305	172	Nil	Nil	0	1,580	979	601
24	Telangana	5	157	159	-2	324	315	9	1,181	894	287
25	Tripura	4	106	82	24	0	0	0	530	462	68
26	Uttar Pradesh	33	1,805	1,461	344	376	232	144	6,605	6,979	-374
27	Uttarakhand	3	84	94	-10	0	0	0	584	414	170
28	West Bengal	41	1,261	847	414	5,912	2,541	3,371	0	0	0
29	A & N Islands	0	0	0	0	0	0	0	0	0	0
30	Chandigarh	1	28	28	0	0	0	0	179	179	0
31	Dadra and Nagar Haveli and Daman and Diu	0	0	0	0	0	0	0	0	0	0
32	Delhi	13	428	315	113	277	415	-138	2,041	2,049	-8
33	Jammu and Kashmir	15	883	242	641	812	489	323	3,099	2,335	764
34	Ladakh	0	0	0	0	0	0	0	0	0	0
35	Lakshadweep	0	0	0	0	0	0	0	0	0	0
36	Puducherry	0	20	20	0	3	3	0	108	105	3
	All India	334	14,295	9,947	4,348	16,636	10,709	5,927	59,458	52,721	6,737

TABLE 3.1.3 (B)-- (CONTINUED ...)

Sl. No.	STATES/UTs	NO. OF BATTALIONS	CONSTABLE			OTHERS IF ANY			TOTAL		
			S	A	V	S	A	V	S	A	V
(1)	(2)	(3)	(37)	(38)	(39)	(40)	(41)	(42)	(43)	(44)	(45)
1	Andhra Pradesh	5	6,502	3,770	2,732	0	0	0	9,604	6,252	3,352
2	Arunachal Pradesh	2	1,260	1,106	154	354	299	55	1,870	1,648	222
3	Assam	19	27,959	20,587	7,372	2874	2017	857	38,425	27,895	10,530
4	Bihar	19	15,437	12,607	2,830	817	318	499	20,656	16,191	4,465
5	Chhattisgarh	9	9,796	8,883	913	67	11	56	14,237	12,678	1,559
6	Goa	1	450	74	376	0	0	0	568	186	382
7	Gujarat	21	19,995	14,667	5,328	0	0	0	26,189	18,558	7,631
8	Haryana	6	5,287	2,830	2,457	0	0	0	6,621	3,627	2,994
9	Himachal Pradesh	1	554	427	127	0	0	0	774	600	174
10	Jharkhand	10	8,822	7,735	1,087	375	510	-135	12,555	11,224	1,331
11	Karnataka	12	6,826	5,039	1,787	1425	753	672	13,196	10,330	2,866
12	Kerala	11	7,975	4,431	3,544	373	370	3	9,939	6,323	3,616
13	Madhya Pradesh	23	18,331	13,898	4,433	752	748	4	27,116	20,958	6,158
14	Maharashtra	3	8,925	7,579	1,346	2488	1989	499	16,186	13,842	2,344
15	Manipur	6	4,966	4,683	283	0	0	0	6,782	6,134	648
16	Meghalaya	2	2,389	2,067	322	236	196	40	3,125	2,715	410
17	Mizoram	3	1,635	1,083	552	360	284	76	2,524	1,857	667
18	Nagaland	8	9,241	8,773	468	0	0	0	12,650	12,309	341
19	Odisha	22	12,695	9,769	2,926	0	0	0	16,783	13,275	3,508
20	Punjab	8	5,102	4,032	1,070	148	72	76	7,522	6,332	1,190
21	Rajasthan	12	9,802	9,265	537	0	0	0	12,746	11,663	1,083
22	Sikkim	1	612	66	546	133	58	75	1,030	869	161
23	Tamil Nadu	15	13,140	12,768	372	Nil	Nil	0	15,429	14,257	1,172
24	Telangana	5	3,868	2,651	1,217	0	0	0	5,626	4,115	1,511
25	Tripura	4	2,265	2,200	65	899	768	131	3,892	3,571	321
26	Uttar Pradesh	33	28,087	26,099	1,988	6493	4938	1555	43,954	40,043	3,911
27	Uttarakhand	3	2,569	2,399	170	382	253	129	3,664	3,201	463
28	West Bengal	41	26,106	17,434	8,672	369	195	174	34,240	21,365	12,875
29	A & N Islands	0	0	0	0	0	0	0	0	0	0
30	Chandigarh	1	936	936	0	0	0	0	1,152	1,152	0
31	Dadra and Nagar Haveli and Daman and Diu	0	0	0	0	0	0	0	0	0	0
32	Delhi	13	6,822	6,198	624	662	194	468	10,372	9,300	1,072
33	Jammu and Kashmir	15	8,873	6,285	2,588	1174	993	181	15,216	10,523	4,693
34	Ladakh	0	0	0	0	0	0	0	0	0	0
35	Lakshadweep	0	0	0	0	0	0	0	0	0	0
36	Puducherry	0	637	386	251	56	21	35	831	541	290
	All India	334	2,77,864	2,20,727	57,137	20,437	14,987	5,450	3,95,474	3,13,534	81,940

TABLE 3.1.3 (C)- SANCTIONED (S) & ACTUAL (A) STRENGTH OF DIFFERENT RANKS IN IRB POLICE IN STATES/UTs

AS ON 01.01.2022

Sl. No.	STATES/UTs	NO. OF BATTALIONS	DGP/SPL. DGP			ADDL.DGP			IGP			DIG		
			S	A	V	S	A	V	S	A	V	S	A	V
(1)	(2)	(3)	(4)	(5)	(6)	(7)	(8)	(9)	(10)	(11)	(12)	(13)	(14)	(15)
1	Andhra Pradesh	3	0	0	0	0	0	0	0	0	0	0	0	0
2	Arunachal Pradesh	5	0	0	0	0	0	0	0	0	0	0	0	0
3	Assam	9	0	0	0	0	0	0	0	0	0	0	0	0
4	Bihar	4	0	0	0	0	0	0	0	0	0	0	0	0
5	Chhattisgarh	13	0	0	0	0	0	0	0	0	0	0	0	0
6	Goa	3	0	0	0	0	0	0	0	0	0	0	0	0
7	Gujarat	0	0	0	0	0	0	0	0	0	0	0	0	0
8	Haryana	4	0	0	0	1	0	1	1	0	1	1	0	1
9	Himachal Pradesh	6	0	0	0	1	1	0	1	1	0	1	1	0
10	Jharkhand	10	0	0	0	0	0	0	0	0	0	0	0	0
11	Karnataka	2	0	0	0	0	0	0	0	0	0	0	0	0
12	Kerala	1	0	0	0	0	0	0	0	0	0	0	0	0
13	Madhya Pradesh	2	0	0	0	0	0	0	0	0	0	0	0	0
14	Maharashtra	3	0	0	0	0	0	0	0	0	0	0	0	0
15	Manipur #	11	0	0	0	1*	1*	0	2**	1**	0	2***	2***	0
16	Meghalaya	4	0	0	0	0	0	0	0	0	0	0	0	0
17	Mizoram	5	0	0	0	0	0	0	0	0	0	0	0	0
18	Nagaland	7	0	0	0	0	0	0	1	1	0	2	2	0
19	Odisha	9	0	0	0	0	0	0	0	0	0	0	0	0
20	Punjab	7	0	0	0	0	0	0	1	0	1	1	1	0
21	Rajasthan	6	0	0	0	0	0	0	0	0	0	0	0	0
22	Sikkim	3	0	0	0	0	0	0	0	0	0	0	0	0
23	Tamil Nadu	Nil	Nil	Nil	0	Nil	Nil	0	Nil	Nil	0	Nil	Nil	0
24	Telangana	8	0	0	0	0	0	0	0	0	0	0	0	0
25	Tripura	9	0	0	0	0	0	0	0	0	0	0	0	0
26	Uttar Pradesh	1	0	0	0	0	0	0	0	0	0	0	0	0
27	Uttarakhand	2	0	0	0	0	0	0	0	0	0	0	0	0
28	West Bengal	3	0	0	0	0	0	0	0	0	0	0	0	0
29	A & N Islands	1	0	0	0	0	0	0	0	0	0	0	0	0
30	Chandigarh	1	0	0	0	0	0	0	0	0	0	0	0	0
31	Dadra and Nagar Haveli and Daman and Diu	4	0	0	0	0	0	0	0	0	0	0	0	0
32	Delhi	0	0	0	0	0	0	0	0	0	0	0	0	0
33	Jammu and Kashmir	24	0	0	0	0	0	0	0	0	0	2	0	2
34	Ladakh	1	0	0	0	0	0	0	0	0	0	0	0	0
35	Lakshadweep	0	0	0	0	0	0	0	0	0	0	0	0	0
36	Puducherry	1	0	0	0	0	0	0	0	0	0	0	0	0
All India		172	0	0	0	2	1	1	4	2	2	7	4	3

#ADDL.DGP S 1* ADGP (Armed Police) post is for both State Armed Police Battalions and IR Battalions as shown in table 3.1.3(B)

A 1* ADGP (Armed Police) post is for both State Armed Police Battalions and IR Battalions as shown in table 3.1.3(B)

IGP S 2** IGP(AP-I) & IGP(AP-II) post are for both State Armed Police Battalions and IR Battalions as shown in table 3.1.3(B)

A 1** IGP(AP-I) & IGP(AP-II) post are for both State Armed Police Battalions and IR Battalions as shown in table 3.1.3(B)

DIG S 2*** DIGP(AP-I) & DIGP(AP-II) post are for both State Armed Police Battalions and IR Battalions as shown in table 3.1.3(B)

A 2*** DIGP(AP-I) & DIGP(AP-II) post are for both State Armed Police Battalions and IR Battalions as shown in table 3.1.3(B)

TABLE 3.1.3 (C)- (CONTINUED...)

Sl. No.	STATES/UTs	NO. OF BATTALIONS	AIGP/SSP/SP/COMMANDANT			ADDL. SP/DY. COMMANDANT			ASP/DY.SP/ASSTT. COMMANDANT			INSPECTOR / RI		
			S	A	V	S	A	V	S	A	V	S	A	V
(1)	(2)	(3)	(16)	(17)	(18)	(19)	(20)	(21)	(22)	(23)	(24)	(25)	(26)	(27)
1	Andhra Pradesh	3	3	3	0	3	3	0	14	12	2	32	31	1
2	Arunachal Pradesh	5	5	5	0	10	10	0	33	33	0	35	34	1
3	Assam	9	9	9	0	3	2	1	73	19	54	65	49	16
4	Bihar	4	4	2	2	10	1	9	30	16	14	42	4	38
5	Chhattisgarh	13	13	12	1	37	12	25	94	44	50	120	106	14
6	Goa	3	3	0	3	9	0	9	21	0	21	21	21	0
7	Gujarat	0	0	0	0	0	0	0	0	0	0	0	0	0
8	Haryana	4	4	4	0	12	0	12	28	18	10	32	30	2
9	Himachal Pradesh	6	7	7	0	18	9	9	48	36	12	56	51	5
10	Jharkhand	10	10	4	6	32	1	31	71	20	51	92	11	81
11	Karnataka	2	2	2	0	6	4	2	14	7	7	15	8	7
12	Kerala	1	1	1	0	3	2	1	7	7	0	7	6	1
13	Madhya Pradesh	2	2	1	1	6	4	2	13	11	2	16	11	5
14	Maharashtra	3	3	2	1	0	0	0	30	9	21	21	9	12
15	Manipur #	11	11	9	2	33	14	19	77	23	54	88	67	21
16	Meghalaya	4	4	4	0	12	4	8	28	16	12	28	22	6
17	Mizoram	5	10	5	5	10	4	6	33	27	6	51	49	2
18	Nagaland	7	7	7	0	21	20	1	47	39	8	49	44	5
19	Odisha	9	14	8	6	21	19	2	66	20	46	66	55	11
20	Punjab	7	7	7	0	17	4	13	48	19	29	93	55	38
21	Rajasthan	6	2	0	2	18	12	6	37	23	14	38	21	17
22	Sikkim	3	3	3	0	9	4	5	21	3	18	21	3	18
23	Tamil Nadu	Nil	Nil	Nil	0	Nil	Nil	0	Nil	Nil	0	Nil	Nil	0
24	Telangana	8	8	8	0	9	10	-1	34	36	-2	79	99	-20
25	Tripura	9	11	6	5	15	9	6	86	46	40	135	60	75
26	Uttar Pradesh	1	1	1	0	3	1	2	7	1	6	10	4	6
27	Uttarakhand	2	2	2	0	6	1	5	14	4	10	14	14	0
28	West Bengal	3	3	1	2	0	1	-1	28	11	17	26	3	23
29	A & N Islands	1	1	1	0	3	0	3	7	4	3	8	7	1
30	Chandigarh	1	1	1	0	3	1	2	7	2	5	8	4	4
31	Dadra and Nagar Haveli and Daman and Diu	4	0	0	0	1	0	1	4	4	0	3	6	-3
32	Delhi	0	0	0	0	0	0	0	0	0	0	0	0	0
33	Jammu and Kashmir	24	96	57	39	0	0	0	168	61	107	168	129	39
34	Ladakh	1	1	1	0	3	1	2	7	3	4	7	8	-1
35	Lakshadweep	0	0	0	0	0	0	0	0	0	0	0	0	0
36	Puducherry	1	1	1	0	3	2	1	7	4	3	8	7	1
All India		172	249	174	75	336	155	181	1,202	578	624	1,454	1,028	426

#ADDL.DGP S 1* ADGP (Armed Police) post is for both State Armed Police Battalions and IR Battalions as shown in table 3.1.3(B)
A 1* ADGP (Armed Police) post is for both State Armed Police Battalions and IR Battalions as shown in table 3.1.3(B)
IGP S 2** IGP(AP-I) & IGP(AP-II) post are for both State Armed Police Battalions and IR Battalions as shown in table 3.1.3(B)
A 1** IGP(AP-I) & IGP(AP-II) post are for both State Armed Police Battalions and IR Battalions as shown in table 3.1.3(B)
DIG S 2*** DIGP(AP-I) & DIGP(AP-II) post are for both State Armed Police Battalions and IR Battalions as shown in table 3.1.3(B)
A 2*** DIGP(AP-I) & DIGP(AP-II) post are for both State Armed Police Battalions and IR Battalions as shown in table 3.1.3(B)

TABLE 3.1.3 (C)- (CONTINUED...)

Sl. No.	STATES/UTs	NO. OF BATTALIONS	S.I./RSI			A.S.I./ARSI			HEAD CONSTABLE		
			S	A	V	S	A	V	S	A	V
(1)	(2)	(3)	(28)	(29)	(30)	(31)	(32)	(33)	(34)	(35)	(36)
1	Andhra Pradesh	3	94	92	2	152	144	8	758	573	185
2	Arunachal Pradesh	5	115	104	11	78	55	23	660	651	9
3	Assam	9	213	206	7	184	65	119	1,440	1,317	123
4	Bihar	4	137	37	100	59	37	22	714	440	274
5	Chhattisgarh	13	409	281	128	340	259	81	2,117	2,044	73
6	Goa	3	69	42	27	54	4	50	480	474	6
7	Gujarat	0	0	0	0	0	0	0	0	0	0
8	Haryana	4	100	87	13	72	74	-2	660	635	25
9	Himachal Pradesh	6	171	146	25	134	138	-4	1,023	907	116
10	Jharkhand	10	284	233	51	173	30	143	1,718	908	810
11	Karnataka	2	48	25	23	176	138	38	528	506	22
12	Kerala	1	22	19	3	18	17	1	198	198	0
13	Madhya Pradesh	2	76	27	49	44	27	17	303	216	87
14	Maharashtra	3	69	67	2	66	54	12	532	478	54
15	Manipur #	11	282	166	116	49	17	32	2,222	1,249	973
16	Meghalaya	4	92	53	39	72	53	19	640	597	43
17	Mizoram	5	150	107	43	27	6	21	600	595	5
18	Nagaland	7	147	133	14	0	0	0	1,491	1,472	19
19	Odisha	9	222	142	80	229	224	5	1,250	1,238	12
20	Punjab	7	197	155	42	393	397	-4	1,186	895	291
21	Rajasthan	6	134	116	18	0	0	0	984	860	124
22	Sikkim	3	69	17	52	213	18	195	480	104	376
23	Tamil Nadu	Nil	Nil	Nil	0	Nil	Nil	0	22	22	0
24	Telangana	8	214	269	-55	438	392	46	1,551	1,179	372
25	Tripura	9	347	209	138	36	0	36	1,769	1,153	616
26	Uttar Pradesh	1	39	43	-4	0	0	0	156	234	-78
27	Uttarakhand	2	44	41	3	0	0	0	314	224	90
28	West Bengal	3	106	27	79	544	132	412	0	0	0
29	A & N Islands	1	25	16	9	18	18	0	164	163	1
30	Chandigarh	1	25	4	21	18	25	-7	164	1	163
31	Dadra and Nagar Haveli and Daman and Diu	4	12	8	4	9	11	-2	82	93	-11
32	Delhi	0	0	0	0	0	0	0	0	0	0
33	Jammu and Kashmir	24	552	251	301	432	552	-120	3,840	3,953	-113
34	Ladakh	1	23	26	-3	18	19	-1	160	104	56
35	Lakshadweep	0	0	0	0	0	0	0	0	0	0
36	Puducherry	1	25	0	25	18	18	0	164	164	0
All India		172	4,512	3,149	1,363	4,064	2,924	1,140	28,370	23,647	4,723

- #ADDL.DGP S 1* ADGP (Armed Police) post is for both State Armed Police Battalions and IR Battalions as shown in table 3.1.3(B)
A 1* ADGP (Armed Police) post is for both State Armed Police Battalions and IR Battalions as shown in table 3.1.3(B)
- IGP S 2** IGP(AP-I) & IGP(AP-II) post are for both State Armed Police Battalions and IR Battalions as shown in table 3.1.3(B)
A 1** IGP(AP-I) & IGP(AP-II) post are for both State Armed Police Battalions and IR Battalions as shown in table 3.1.3(B)
- DIG S 2*** DIGP(AP-I) & DIGP(AP-II) post are for both State Armed Police Battalions and IR Battalions as shown in table 3.1.3(B)
A 2*** DIGP(AP-I) & DIGP(AP-II) post are for both State Armed Police Battalions and IR Battalions as shown in table 3.1.3(B)

TABLE 3.1.3 (C)- (CONTINUED...)

Sl. No.	STATES/UTs	NO. OF BATTALIONS	CONSTABLE			OTHERS IF ANY			TOTAL		
			S	A	V	S	A	V	S	A	V
(1)	(2)	(3)	(37)	(38)	(39)	(40)	(41)	(42)	(43)	(44)	(45)
1	Andhra Pradesh	3	2,276	1,368	908	44	31	13	3,376	2,257	1,119
2	Arunachal Pradesh	5	3,010	3,005	5	1,066	691	375	5,012	4,588	424
3	Assam	9	6,089	5,223	866	0	0	0	8,076	6,890	1,186
4	Bihar	4	3,008	2,713	295	298	166	132	4,302	3,416	886
5	Chhattisgarh	13	10,283	9,672	611	45	3	42	13,458	12,433	1,025
6	Goa	3	2,025	1,290	735	339	176	163	3,021	2,007	1,014
7	Gujarat	0	-	-	-	0	0	0	-	-	-
8	Haryana	4	2,802	1,818	984	0	0	0	3,713	2,666	1,047
9	Himachal Pradesh	6	4,284	3,337	947	0	0	0	5,744	4,634	1,110
10	Jharkhand	10	7,400	5,378	2,022	0	705	-705	9,780	7,290	2,490
11	Karnataka	2	1,062	627	435	3,044	2,145	899	4,895	3,462	1,433
12	Kerala	1	897	697	200	37	32	5	1,190	979	211
13	Madhya Pradesh	2	1,610	975	635	48	42	6	2,118	1,314	804
14	Maharashtra	3	2,051	1,854	197	9	1	8	2,781	2,474	307
15	Manipur #	11	7,701	5,793	1,908	0	0	0	10,463	7,338	3,125
16	Meghalaya	4	2,700	2,307	393	276	246	30	3,852	3,302	550
17	Mizoram	5	2,725	1,283	1,442	600	452	148	4,206	2,528	1,678
18	Nagaland	7	4,074	3,913	161	0	0	0	5,839	5,631	208
19	Odisha	9	5,670	5,243	427	0	0	0	7,538	6,949	589
20	Punjab	7	4,311	3,275	1,036	57	40	17	6,311	4,848	1,463
21	Rajasthan	6	3,866	3,675	191	0	0	0	5,079	4,707	372
22	Sikkim	3	1,857	1,670	187	375	250	125	3,048	2,072	976
23	Tamil Nadu	Nil	93	93	-	Nil	Nil	-	115	115	-
24	Telangana	8	5,119	3,394	1,725	0	0	0	7,452	5,387	2,065
25	Tripura	9	7,765	5,820	1,945	2,740	1,947	793	12,904	9,250	3,654
26	Uttar Pradesh	1	609	576	33	126	110	16	951	970	-19
27	Uttarakhand	2	1,260	1,199	61	138	107	31	1,792	1,592	200
28	West Bengal	3	2,239	503	1,736	0	0	0	2,946	678	2,268
29	A & N Islands	1	701	645	56	80	72	8	1,007	926	81
30	Chandigarh	1	701	622	79	80	48	32	1,007	708	299
31	Dadra and Nagar Haveli and Daman and Diu	4	350	322	28	41	42	-1	502	486	16
32	Delhi	0	-	-	-	0	0	0	0	0	-
33	Jammu and Kashmir	24	16,200	14,120	2,080	1,720	1,665	55	23,178	20,788	2,390
34	Ladakh	1	675	466	209	69	23	46	963	651	312
35	Lakshadweep	0	-	-	-	0	0	0	-	-	-
36	Puducherry	1	701	639	62	80	67	13	1,007	902	105
	All India	172	1,16,114	93,515	22,599	11,312	9,061	2,251	1,67,626	1,34,238	33,388

#ADDL.DGP S 1* ADGP (Armed Police) post is for both State Armed Police Battalions and IR Battalions as shown in table 3.1.3(B)
A 1* ADGP (Armed Police) post is for both State Armed Police Battalions and IR Battalions as shown in table 3.1.3(B)
IGP S 2** IGP(AP-I) & IGP(AP-II) post are for both State Armed Police Battalions and IR Battalions as shown in table 3.1.3(B)
A 1** IGP(AP-I) & IGP(AP-II) post are for both State Armed Police Battalions and IR Battalions as shown in table 3.1.3(B)
DIG S 2*** DIGP(AP-I) & DIGP(AP-II) post are for both State Armed Police Battalions and IR Battalions as shown in table 3.1.3(B)
A 2*** DIGP(AP-I) & DIGP(AP-II) post are for both State Armed Police Battalions and IR Battalions as shown in table 3.1.3(B)

TABLE 3.1.3 (D)- ACTUAL (A) STRENGTH OF COMMANDO BATTALIONS IN STATES/UTs

AS ON 01.01.2022

Sl. No.	STATES/UTs	NUMBER OF BATTALIONS	DGP/ SPL DG/ ADGP	IGP	DIG	AIGP/SSP/SP/ COMMANDANT	ADDL. SP/DY. COMMANDANT	ASP/ DY.SP/ ASSTT. COMMANDANT
(1)	(2)	(3)	(4)	(5)	(6)	(7)	(8)	(9)
1	Andhra Pradesh	2	1	0	0	5	4	21
2	Arunachal Pradesh	0	0	0	0	0	0	0
3	Assam	1	0	0	0	1	3	8
4	Bihar	0	0	0	0	0	0	0
5	Chhattisgarh	0	0	0	0	0	0	0
6	Goa	NA	NA	NA	NA	NA	NA	NA
7	Gujarat	1	0	0	0	0	1	4
8	Haryana	1	0	0	0	1	0	2
9	Himachal Pradesh	NA	NA	NA	NA	NA	NA	NA
10	Jharkhand	0	0	0	0	0	0	0
11	Karnataka	0	0	0	0	0	0	0
12	Kerala	0	0	0	0	0	0	0
13	Madhya Pradesh	1	0	0	0	1	2	18
14	Maharashtra	NA	NA	NA	NA	NA	NA	NA
15	Manipur	1	0	0	0	1	1	1
16	Meghalaya	1	0	0	0	1	1	6
17	Mizoram	0	0	0	0	0	0	0
18	Nagaland	1	0	0	0	0	0	2
19	Odisha	0	0	0	0	0	0	0
20	Punjab	5	0	0	1	5	1	18
21	Rajasthan	0	0	0	0	0	0	0
22	Sikkim	0	0	0	0	0	0	0
23	Tamil Nadu	Nil	Nil	Nil	Nil	Nil	Nil	Nil
24	Telangana	0	0	0	0	0	0	0
25	Tripura	0	0	0	0	0	0	0
26	Uttar Pradesh	0	0	0	0	0	0	0
27	Uttarakhand	0	0	0	0	0	0	0
28	West Bengal	1	0	0	0	0	0	0
29	A & N Islands	0	0	0	0	0	0	0
30	Chandigarh	0	0	0	0	0	0	0
31	Dadra and Nagar Haveli and Daman and Diu	0	0	0	0	0	0	0
32	Delhi	0	0	0	0	0	0	0
33	Jammu and Kashmir	0	0	0	0	0	0	0
34	Ladakh	0	0	0	0	0	0	0
35	Lakshadweep	0	0	0	0	0	0	0
36	Puducherry	-	-	-	-	-	-	-
	All India	15	1	-	1	15	13	80

TABLE 3.1.3 (D)- (CONTINUED ...)

Sl. No.	STATES/UTs	NUMBER OF BATTALIONS	INSPECTOR/RI	S.I./RSI	A.S.I./ARSI	HEAD CONSTABLE	CONSTABLE	OTHERS IF ANY	TOTAL
(1)	(2)	(3)	(10)	(11)	(12)	(13)	(14)	(15)	(16)
1	Andhra Pradesh	2	84	180	0	404	835	52	1,586
2	Arunachal Pradesh	0	0	0	0	0	0	0	-
3	Assam	1	17	88	0	121	504	0	742
4	Bihar	0	0	0	0	0	0	0	-
5	Chhattisgarh	0	0	0	0	0	0	0	-
6	Goa	NA	NA	NA	NA	NA	NA	NA	-
7	Gujarat	1	10	9	5	37	203	50	319
8	Haryana	1	20	62	10	90	172	0	357
9	Himachal Pradesh	NA	NA	NA	NA	NA	NA	NA	-
10	Jharkhand	0	0	0	0	0	0	0	-
11	Karnataka	0	0	0	0	0	0	0	-
12	Kerala	0	0	0	0	0	0	0	-
13	Madhya Pradesh	1	8	82	21	186	685	10	1,013
14	Maharashtra	NA	NA	NA	NA	NA	NA	NA	-
15	Manipur	1	6	19	8	110	583	0	729
16	Meghalaya	1	11	62	2	34	585	49	751
17	Mizoram	0	0	0	0	0	0	0	-
18	Nagaland	1	0	13	0	46	455	82	598
19	Odisha	0	0	0	0	0	0	0	-
20	Punjab	5	40	91	213	537	2,422	28	3,356
21	Rajasthan	0	0	0	0	0	0	0	-
22	Sikkim	0	0	0	0	0	0	0	-
23	Tamil Nadu	Nil	Nil	Nil	Nil	Nil	Nil	Nil	-
24	Telangana	0	0	0	0	0	0	0	-
25	Tripura	0	0	0	0	0	0	0	-
26	Uttar Pradesh	0	0	0	0	0	0	0	-
27	Uttarakhand	0	0	0	0	0	0	0	-
28	West Bengal	1	4	9	9	0	79	0	101
29	A & N Islands	0	0	0	0	0	0	0	-
30	Chandigarh	0	0	0	0	0	0	0	-
31	Dadra and Nagar Haveli and Daman and Diu	0	0	0	0	0	0	0	-
32	Delhi	0	0	0	0	0	0	0	-
33	Jammu and Kashmir	0	0	0	0	0	0	0	-
34	Ladakh	0	0	0	0	0	0	0	-
35	Lakshadweep	0	0	0	0	0	0	0	-
36	Puducherry	-	-	-	-	-	-	-	-
	All India	15	200	615	268	1,565	6,523	271	9,552

TABLE 3.1.3(E)- ANTI HUMAN TRAFFICKING UNIT IN STATES/UTs

AS ON 01.01.2022

SI.No.	STATES/UTs	NUMBER OF UNITS OF ANTI HUMAN TRAFFICKING UNIT
(1)	(2)	(3)
1	Andhra Pradesh	13
2	Arunachal Pradesh	8
3	Assam	38
4	Bihar	44
5	Chhattisgarh	8
6	Goa	2
7	Gujarat	40
8	Haryana	22
9	Himachal Pradesh	12
10	Jharkhand	24
11	Karnataka	9
12	Kerala	19
13	Madhya Pradesh	52
14	Maharashtra	45
15	Manipur	16
16	Meghalaya	11
17	Mizoram	8
18	Nagaland	0
19	Odisha	37
20	Punjab	29
21	Rajasthan	43
22	Sikkim	1
23	Tamil Nadu	32
24	Telangana	31
25	Tripura	8
26	Uttar Pradesh	75
27	Uttarakhand	13
28	West Bengal	40
29	A & N Islands	1
30	Chandigarh	1
31	Dadra and Nagar Haveli and Daman and Diu	3
32	Delhi	19
33	Jammu and Kashmir	7
34	Ladakh	2
35	Lakshadweep	1
36	Puducherry	1
	All India	715

TABLE 3.1.4 -- SANCTIONED (S) & ACTUAL (A) STRENGTH IN VARIOUS RANKS WITH VACANCIES (V) OF TOTAL (CIVIL + DISTRICT ARMED RESERVE (DAR) + ARMED + IRB) POLICE FORCE IN STATES/UTS

AS ON 01.01.2022

Sl. No.	STATES/UTs	DGP/SPL. DGP			ADDL.DGP			IGP			DIG			AIGP/SSP/SP/COMMANDANT		
		S	A	V	S	A	V	S	A	V	S	A	V	S	A	V
(1)	(2)	(3)	(4)	(5)	(6)	(7)	(8)	(9)	(10)	(11)	(12)	(13)	(14)	(15)	(16)	(17)
1	Andhra Pradesh	14	14	0	13	13	0	17	9	8	22	22	0	95	82	13
2	Arunachal Pradesh	1	1	0	0	0	0	2	5	-3	6	2	4	34	35	-1
3	Assam	7	7	0	7	5	2	14	12	2	20	13	7	114	106	8
4	Bihar	4	13	-9	10	27	-17	24	17	7	24	38	-14	97	145	-48
5	Chhattisgarh	2	2	0	4	7	-3	9	6	3	17	8	9	84	54	30
6	Goa	0	0	0	1	1	0	1	1	0	2	1	1	20	10	10
7	Gujarat	7	6	1	20	12	8	30	17	13	30	25	5	149	102	47
8	Haryana	7	6	1	9	12	-3	31	17	14	22	13	9	90	61	29
9	Himachal Pradesh	1	4	-3	8	8	0	21	15	6	15	11	4	59	59	0
10	Jharkhand	2	4	-2	7	9	-2	14	6	8	14	9	5	169	67	102
11	Karnataka	6	6	0	20	20	0	29	16	13	25	11	14	311	250	61
12	Kerala	1	1	0	10	6	4	16	9	7	11	7	4	76	54	22
13	Madhya Pradesh	5	12	-7	16	41	-25	36	15	21	22	22	0	89	130	-41
14	Maharashtra	8	7	1	36	36	0	33	23	10	51	41	10	299	257	42
15	Manipur	1	1	0	4	4	0	11	10	1	11	7	4	70	66	4
16	Meghalaya	2	1	1	5	0	5	7	6	1	8	4	4	40	36	4
17	Mizoram	1	1	0	1	1	0	1	3	-2	6	7	-1	40	35	5
18	Nagaland	2	2	0	2	2	0	13	12	1	20	19	1	81	86	-5
19	Odisha	1	3	-2	7	11	-4	18	11	7	18	7	11	107	72	35
20	Punjab	14	10	4	25	27	-2	27	18	9	16	10	6	241	270	-29
21	Rajasthan	2	7	-5	9	29	-20	23	37	-14	18	29	-11	163	86	77
22	Sikkim	1	3	-2	2	2	0	5	6	-1	6	11	-5	27	24	3
23	Tamil Nadu	13	10	3	19	15	4	38	30	8	32	28	4	165	157	8
24	Telangana	2	5	-3	6	17	-11	17	8	9	15	12	3	100	110	-10
25	Tripura	2	1	1	2	2	0	7	5	2	8	2	6	39	32	7
26	Uttar Pradesh	7	14	-7	22	52	-30	56	30	26	59	56	3	193	230	-37
27	Uttarakhand	1	1	0	1	4	-3	5	4	1	6	10	-4	21	22	-1
28	West Bengal	10	9	1	33	30	3	48	39	9	69	58	11	222	157	65
29	A & N Islands	0	1	-1	1	2	-1	1	1	0	2	1	1	5	9	-4
30	Chandigarh	0	1	-1	0	0	0	1	0	1	1	1	0	5	5	0
31	Dadra and Nagar Haveli and Daman and Diu	0	0	0	0	0	0	0	0	0	1	1	0	3	4	-1
32	Delhi	1	1	0	17	20	-3	20	20	0	20	25	-5	53	59	-6
33	Jammu and Kashmir	4	6	-2	8	13	-5	21	8	13	25	12	13	341	270	71
34	Ladakh	0	0	0	1	1	0	1	0	1	2	2	0	11	7	4
35	Lakshadweep	0	0	0	0	0	0	0	0	0	0	1	-1	1	1	0
36	Puducherry	1	1	0	0	1	-1	0	0	0	1	0	1	25	22	3
	All India	130	161	-31	326	430	-104	597	416	181	625	526	99	3,639	3,172	467

TABLE 3.1.4 -- (CONTINUED...)

Sl. No.	STATES/UTs	ADDL. SP/DY. COMMANDANT			ASP/DY.SP/ASST. COMMANDANT			INSPECTOR / RI		
		S	A	V	S	A	V	S	A	V
(1)	(2)	(18)	(19)	(20)	(21)	(22)	(23)	(24)	(25)	(26)
1	Andhra Pradesh	135	102	33	578	447	131	1,527	1,439	88
2	Arunachal Pradesh	18	17	1	122	122	0	233	217	16
3	Assam	100	86	14	420	253	167	1,028	852	176
4	Bihar	58	27	31	911	524	387	2,343	975	1,368
5	Chhattisgarh	109	100	9	512	366	146	1,274	977	297
6	Goa	9	0	9	65	18	47	142	142	0
7	Gujarat	0	0	0	416	371	45	1,658	1,216	442
8	Haryana	48	24	24	230	166	64	1,142	1,054	88
9	Himachal Pradesh	58	42	16	200	165	35	298	269	29
10	Jharkhand	80	3	77	528	309	219	1,209	800	409
11	Karnataka	23	15	8	734	665	69	1,978	1,838	140
12	Kerala	17	8	9	365	304	61	823	715	108
13	Madhya Pradesh	264	246	18	1,007	797	210	2,616	1,854	762
14	Maharashtra	128	74	54	1,011	676	335	8,675	3,429	5,246
15	Manipur	134	84	50	232	107	125	493	430	63
16	Meghalaya	24	12	12	108	76	32	276	207	69
17	Mizoram	34	24	10	99	68	31	261	243	18
18	Nagaland	127	115	12	259	231	28	422	404	18
19	Odisha	180	162	18	701	502	199	1,440	1,077	363
20	Punjab	17	4	13	740	676	64	1,201	873	328
21	Rajasthan	390	333	57	638	542	96	1,550	1,268	282
22	Sikkim	41	34	7	113	48	65	105	70	35
23	Tamil Nadu	197	186	11	881	786	95	2,992	2,970	22
24	Telangana	130	120	10	428	424	4	1,598	1,569	29
25	Tripura	37	44	-7	198	202	-4	432	143	289
26	Uttar Pradesh	364	296	68	1,221	861	360	6,858	5,176	1,682
27	Uttarakhand	24	21	3	90	82	8	257	244	13
28	West Bengal	117	81	36	796	680	116	2,385	1,603	782
29	A & N Islands	3	1	2	22	21	1	72	63	9
30	Chandigarh	3	1	2	21	15	6	63	58	5
31	Dadra and Nagar Haveli and Daman and Diu	2	0	2	7	8	-1	14	12	2
32	Delhi	54	16	38	346	304	42	1,452	1,512	-60
33	Jammu and Kashmir	0	0	0	882	511	371	1,504	1,324	180
34	Ladakh	3	2	1	16	9	7	33	60	-27
35	Lakshadweep	0	0	0	1	4	-3	4	3	1
36	Puducherry	3	2	1	7	4	3	76	69	7
	All India	2,931	2,282	649	14,905	11,344	3,561	48,434	35,155	13,279

TABLE 3.1.4 -- (CONTINUED ...)

Sl. No.	STATES/UTs	S.I./RSI			A.S.I./ARSI			HEAD CONSTABLE		
		S	A	V	S	A	V	S	A	V
(1)	(2)	(27)	(28)	(29)	(30)	(31)	(32)	(33)	(34)	(35)
1	Andhra Pradesh	4,141	3,466	675	4,653	4,553	100	15,372	13,954	1,418
2	Arunachal Pradesh	587	423	164	557	278	279	2,312	1,750	562
3	Assam	4,296	3,280	1,016	2,417	1,412	1,005	11,432	8,621	2,811
4	Bihar	20,670	10,045	10,625	15,124	6,360	8,764	15,876	6,220	9,656
5	Chhattisgarh	3,228	1,891	1,337	4,284	3,614	670	11,500	10,270	1,230
6	Goa	679	376	303	615	558	57	1,754	1,656	98
7	Gujarat	5,482	2,838	2,644	12,617	10,212	2,405	20,650	17,422	3,228
8	Haryana	3,733	2,431	1,302	6,286	4,826	1,460	13,347	8,649	4,698
9	Himachal Pradesh	748	620	128	1,213	1,033	180	3,117	2,798	319
10	Jharkhand	8,762	4,870	3,892	7,647	6,191	1,456	12,544	8,433	4,111
11	Karnataka	4,833	3,595	1,238	9,681	9,176	505	28,659	27,524	1,135
12	Kerala	2,562	1,914	648	2,224	1,686	538	9,649	8,617	1,032
13	Madhya Pradesh	7,469	5,254	2,215	12,113	10,011	2,102	24,581	19,988	4,593
14	Maharashtra	11,571	8,471	3,100	17,985	16,966	1,019	84,702	43,672	41,030
15	Manipur	1,690	1,382	308	2,000	848	1,152	7,080	5,380	1,700
16	Meghalaya	1,197	965	232	258	206	52	1,912	1,670	242
17	Mizoram	683	521	162	510	297	213	1,868	1,664	204
18	Nagaland	1,002	940	62	352	324	28	5,635	5,823	-188
19	Odisha	4,947	2,980	1,967	5,243	4,282	961	7,849	6,898	951
20	Punjab	3,156	2,339	817	5,409	4,408	1,001	12,589	10,250	2,339
21	Rajasthan	4,754	2,651	2,103	10,122	4,784	5,338	20,360	16,210	4,150
22	Sikkim	262	164	98	531	556	-25	1,076	1,069	7
23	Tamil Nadu	10,494	9,158	1,336	0	0	0	40,005	35,228	4,777
24	Telangana	4,426	3,893	533	4,354	4,255	99	13,715	9,047	4,668
25	Tripura	1,426	911	515	971	502	469	3,367	2,144	1,223
26	Uttar Pradesh	49,441	28,676	20,765	4,738	1,272	3,466	82,263	65,796	16,467
27	Uttarakhand	1,528	1,409	119	0	0	0	3,003	1,879	1,124
28	West Bengal	12,942	10,264	2,678	23,088	14,342	8,746	0	0	0
29	A & N Islands	287	178	109	148	126	22	892	822	70
30	Chandigarh	339	329	10	275	197	78	1,439	940	499
31	Dadra and Nagar Haveli and Daman and Diu	58	44	14	47	37	10	279	218	61
32	Delhi	8,086	7,033	1,053	7,312	7,979	-667	23,708	19,941	3,767
33	Jammu and Kashmir	5,912	2,523	3,389	6,453	5,620	833	17,789	17,221	568
34	Ladakh	123	67	56	140	163	-23	467	451	16
35	Lakshadweep	16	4	12	5	3	2	64	55	9
36	Puducherry	301	175	126	119	83	36	785	727	58
	All India	1,91,831	1,26,080	65,751	1,69,491	1,27,160	42,331	5,01,640	3,83,007	1,18,633

TABLE 3.1.4 -- (CONTINUED...)

Sl. No.	STATES/UTs	CONSTABLE			OTHERS IF ANY			TOTAL		
		S	A	V	S	A	V	S	A	V
(1)	(2)	(36)	(37)	(38)	(39)	(40)	(41)	(42)	(43)	(44)
1	Andhra Pradesh	48,882	35,409	13,473	30,625	29,179	1,446	1,06,074	88,689	17,385
2	Arunachal Pradesh	9,446	7,984	1,462	1,969	1,266	703	15,287	12,100	3,187
3	Assam	57,755	44,065	13,690	4,109	3,156	953	81,719	61,868	19,851
4	Bihar	86,616	68,438	18,178	1,115	484	631	1,42,872	93,313	49,559
5	Chhattisgarh	52,012	43,298	8,714	5,663	3,980	1,683	78,698	64,573	14,125
6	Goa	5,826	4,022	1,804	1,635	1,118	517	10,749	7,903	2,846
7	Gujarat	81,521	57,625	23,896	0	0	0	1,22,580	89,846	32,734
8	Haryana	49,910	33,614	16,296	8,535	8,205	330	83,390	59,078	24,312
9	Himachal Pradesh	13,562	12,109	1,453	0	0	0	19,300	17,133	2,167
10	Jharkhand	51,503	41,161	10,342	375	1,215	-840	82,854	63,077	19,777
11	Karnataka	57,141	47,009	10,132	7,227	5,391	1,836	1,10,667	95,516	15,151
12	Kerala	40,652	36,054	4,598	5,068	3,841	1,227	61,474	53,216	8,258
13	Madhya Pradesh	71,823	60,549	11,274	5,278	4,723	555	1,25,319	1,03,642	21,677
14	Maharashtra	1,04,345	94,288	10,057	4,121	2,630	1,491	2,32,965	1,70,570	62,395
15	Manipur	23,373	20,312	3,061	0	0	0	35,099	28,631	6,468
16	Meghalaya	11,962	10,086	1,876	724	612	112	16,523	13,881	2,642
17	Mizoram	6,470	3,641	2,829	1,327	1,062	265	11,301	7,567	3,734
18	Nagaland	18,794	18,243	551	0	0	0	26,709	26,201	508
19	Odisha	47,258	40,222	7,036	0	0	0	67,769	56,227	11,542
20	Punjab	59,879	52,213	7,666	2,017	1,112	905	85,331	72,210	13,121
21	Rajasthan	73,525	70,082	3,443	0	0	0	1,11,554	96,058	15,496
22	Sikkim	4,054	3,234	820	840	647	193	7,063	5,868	1,195
23	Tamil Nadu	72,009	65,247	6,762	4,761	4,242	519	1,31,606	1,18,057	13,549
24	Telangana	57,826	43,271	14,555	0	0	0	82,617	62,731	19,886
25	Tripura	18,467	14,744	3,723	4,650	3,258	1,392	29,606	21,990	7,616
26	Uttar Pradesh	2,54,534	1,91,201	63,333	22,444	17,295	5,149	4,22,200	3,10,955	1,11,245
27	Uttarakhand	15,885	15,608	277	1,583	1,075	508	22,404	20,359	2,045
28	West Bengal	1,14,838	66,263	48,575	3,650	2,578	1,072	1,58,198	96,104	62,094
29	A & N Islands	3,097	2,683	414	548	423	125	5,078	4,331	747
30	Chandigarh	4,574	4,133	441	289	223	66	7,010	5,903	1,107
31	Dadra and Nagar Haveli and Daman and Diu	904	797	107	81	58	23	1,396	1,179	217
32	Delhi	50,890	41,102	9,788	2,295	1,477	818	94,254	79,489	14,765
33	Jammu and Kashmir	52,974	46,839	6,135	5,290	5,117	173	91,203	79,464	11,739
34	Ladakh	1,456	890	566	1,033	800	233	3,286	2,452	834
35	Lakshadweep	230	191	39	0	0	0	321	262	59
36	Puducherry	3,008	2,218	790	136	88	48	4,462	3,390	1,072
	All India	16,27,001	12,98,845	3,28,156	1,27,388	1,05,255	22,133	26,88,938	20,93,833	5,95,105

TABLE 3.1.5 -- OFFICERS TO FIELD STAFF RATIO OF SANCTIONED & ACTUAL STRENGTH OF POLICE IN STATES & UTs

AS ON 01.01.2022

Sl. No.	STATES/UTs	SANCTIONED POLICE STRENGTH				ACTUAL POLICE STRENGTH			
		DGP/SPL. DGP TO ASP/DY.SP/ASSTT. COMMANDANT	INSPECTOR / RI TO A.S.I./ ARSI	HEAD CONSTABLE, CONSTABLE & OTHERS	SENIOR SUPERVISORY, IMMEDIATE SUPERVISORY & FIELD PERSONNEL RATIO (APPROX.)	DGP/SPL. DGP TO ASP/DY.SP/ASSTT. COMMANDANT	INSPECTOR / RI TO A.S.I./ ARSI	HEAD CONSTABLE, CONSTABLE & OTHERS	SENIOR SUPERVISORY, IMMEDIATE SUPERVISORY & FIELD PERSONNEL RATIO (APPROX.)
(1)	(2)	(3)	(4)	(5)	(6)	(7)	(8)	(9)	(10)
1	Andhra Pradesh	874	10,321	94,879	1:11.8:108.6	689	9,458	78,542	1:13.7:114
2	Arunachal Pradesh	183	1,377	13,727	1:7.5:75	182	918	11,000	1:5:60.4
3	Assam	682	7,741	73,296	1:11.4:107.5	482	5,544	55,842	1:11.5:115.9
4	Bihar	1,128	38,137	1,03,607	1:33.8:91.9	791	17,380	75,142	1:22:95
5	Chhattisgarh	737	8,786	69,175	1:11.9:93.9	543	6,482	57,548	1:11.9:106
6	Goa	98	1,436	9,215	1:14.7:94	31	1,076	6,796	1:34.7:219.2
7	Gujarat	652	19,757	1,02,171	1:30.3:156.7	533	14,266	75,047	1:26.8:140.8
8	Haryana	437	11,161	71,792	1:25.5:164.3	299	8,311	50,468	1:27.8:168.8
9	Himachal Pradesh	362	2,259	16,679	1:6.2:46.1	304	1,922	14,907	1:6.3:49
10	Jharkhand	814	17,618	64,422	1:21.6:79.1	407	11,861	50,809	1:29.1:124.8
11	Karnataka	1,148	16,492	93,027	1:14.4:81	983	14,609	79,924	1:14.9:81.3
12	Kerala	496	5,609	55,369	1:11.3:111.6	389	4,315	48,512	1:11.1:124.7
13	Madhya Pradesh	1,439	22,198	1,01,682	1:15.4:70.7	1,263	17,119	85,260	1:13.6:67.5
14	Maharashtra	1,566	38,231	1,93,168	1:24.4:123.4	1,114	28,866	1,40,590	1:25.9:126.2
15	Manipur	463	4,183	30,453	1:9:65.8	279	2,660	25,692	1:9.5:92.1
16	Meghalaya	194	1,731	14,598	1:8.9:75.2	135	1,378	12,368	1:10.2:91.6
17	Mizoram	182	1,454	9,665	1:8:53.1	139	1,061	6,367	1:7.6:45.8
18	Nagaland	504	1,776	24,429	1:3.5:48.5	467	1,668	24,066	1:3.6:51.5
19	Odisha	1,032	11,630	55,107	1:11.3:53.4	768	8,339	47,120	1:10.9:61.4
20	Punjab	1,080	9,766	74,485	1:9:69	1,015	7,620	63,575	1:7.5:62.6
21	Rajasthan	1,243	16,426	93,885	1:13.2:75.5	1,063	8,703	86,292	1:8.2:81.2
22	Sikkim	195	898	5,970	1:4.6:30.6	128	790	4,950	1:6.2:38.7
23	Tamil Nadu	1,345	13,486	1,16,775	1:10:86.8	1,212	12,128	1,04,717	1:10:86.4
24	Telangana	698	10,378	71,541	1:14.9:102.5	696	9,717	52,318	1:14:75.2
25	Tripura	293	2,829	26,484	1:9.7:90.4	288	1,556	20,146	1:5.4:70
26	Uttar Pradesh	1,922	61,037	3,59,241	1:31.8:186.9	1,539	35,124	2,74,292	1:22.8:178.2
27	Uttarakhand	148	1,785	20,471	1:12.1:138.3	144	1,653	18,562	1:11.5:128.9
28	West Bengal	1,295	38,415	1,18,488	1:29.7:91.5	1,054	26,209	68,841	1:24.9:65.3
29	A & N Islands	34	507	4,537	1:14.9:133.4	36	367	3,928	1:10.2:109.1
30	Chandigarh	31	677	6,302	1:21.8:203.3	23	584	5,296	1:25.4:230.3
31	Dadra and Nagar Haveli and Daman and Diu	13	119	1,264	1:9.2:97.2	13	93	1,073	1:7.2:82.5
32	Delhi	511	16,850	76,893	1:33:150.5	445	16,524	62,520	1:37.1:140.5
33	Jammu and Kashmir	1,281	13,869	76,053	1:10.8:59.4	820	9,467	69,177	1:11.5:84.4
34	Ladakh	34	296	2,956	1:8.7:86.9	21	290	2,141	1:13.8:102
35	Lakshadweep	2	25	294	1:12.5:147	6	10	246	1:1.7:41
36	Puducherry	37	496	3,929	1:13.4:106.2	30	327	3,033	1:10.9:101.1
	All India	23,153	4,09,756	22,56,029	1:17.7:97.4	18,331	2,88,395	17,87,107	1:15.7:97.5

Senior Supervisory, Immediate Supervisory & Field Personnel Ratio is ratio between Senior Supervisory officers of the ranks of Dy. SP to DG, Immediate Supervisory Officers of the ranks of Asstt. Sub-inspector to Inspector to field staff in the rank of Head Constable to Constable

TABLE 3.1.6 -- ACTUAL STRENGTH OF SCHEDULED CASTES STAFF IN STATES / UTs

AS ON 01.01.2022

Sl. No.	STATES/UTs	ASP/DY.SP/ASSTT. COMMANDANT	INSPECTOR /RI	S.I./RSI	A.S.I./ARSI	HEAD CON-STABLE	CON-STABLE	TOTAL	RESERVATION PERCENTAGE APPROVED BY STATE GOVT.	ACTUAL STRENGTH (ASP/DY.SP/ASSTT. COMMANDANT TO CONSTABLE)	RESERVATION PERCENTAGE ON ACTUAL STRENGTH
(1)	(2)	(3)	(4)	(5)	(6)	(7)	(8)	(9)	(10)	(11)	(12)
1	Andhra Pradesh	46	147	452	734	2,623	6,945	10,947	15.00%	59,268	18.47%
2	Arunachal Pradesh	-	-	-	-	-	-	-	0.00%	10,774	0.00%
3	Assam	23	74	154	77	133	984	1,445	7.00%	58,483	2.47%
4	Bihar	96	107	1,703	1,299	961	13,869	18,035	16.00%	92,562	19.48%
5	Chhattisgarh	91	179	246	538	1,239	5,984	8,277	12.00%	60,416	13.70%
6	Goa	-	6	16	11	28	37	98	2.00%	6,772	1.45%
7	Gujarat	32	103	330	1,383	2,073	5,727	9,648	7.00%	89,684	10.76%
8	Haryana	32	203	430	763	1,433	6,477	9,338	20.00%	50,740	18.40%
9	Himachal Pradesh	-	44	126	218	556	2,800	3,744	22.00%	16,994	22.03%
10	Jharkhand	19	85	519	669	1,132	4,824	7,248	10.00%	61,764	11.73%
11	Karnataka	94	288	959	1,664	5,147	9,830	17,982	15.00%	89,807	20.02%
12	Kerala	31	58	153	129	702	3,172	4,245	8.00%	49,290	8.61%
13	Madhya Pradesh	116	502	1,304	1,818	3,211	9,069	16,020	16.00%	98,453	16.27%
14	Maharashtra	124	385	1,920	2,022	5,373	14,564	24,388	13.00%	1,67,502	14.56%
15	Manipur	4	20	40	39	151	541	795	2.00%	28,459	2.79%
16	Meghalaya @	2	3	8	-	11	30	54		13,210	0.41%
17	Mizoram	-	2	8	2	70	31	113	0.00%	6,434	1.76%
18	Nagaland	-	-	8	-	76	471	555	0.00%	25,965	2.14%
19	Odisha	73	193	612	707	1,196	6,376	9,157	16.00%	55,961	16.36%
20	Punjab ^	109	218	562	1,275	3,163	16,330	21,657		70,759	30.61%
21	Rajasthan	137	209	410	715	2,527	10,584	14,582	16.00%	95,537	15.26%
22	Sikkim	4	2	1	27	112	238	384	4.00%	5,141	7.47%
23	Tamil Nadu	116	514	1,393	Nil	6,225	14,719	22,967	18.00%	1,13,389	20.26%
24	Telangana	107	233	523	653	1,343	7,233	10,092	15.00%	62,459	16.16%
25	Tripura	41	36	162	92	384	2,494	3,209	17.00%	18,646	17.21%
26	Uttar Pradesh	115	707	4,708	141	11,226	41,760	58,657	21.00%	2,92,982	20.02%
27	Uttarakhand	9	38	145	-	309	3,208	3,709	19.00%	19,222	19.30%
28	West Bengal	119	174	2,280	3,057	-	18,316	23,946	22.00%	93,152	25.71%
29	A & N Islands	1	-	-	-	-	-	1	NA	3,893	0.03%
30	Chandigarh	1	10	31	18	131	783	974	18.00%	5,672	17.17%
31	Dadra and Nagar Haveli and Daman and Diu #	1	-	6	2	35	31	75		1,116	6.72%
32	Delhi	32	228	755	1,399	2,463	5,729	10,606	15.00%	77,871	13.62%
33	Jammu and Kashmir	38	61	128	220	690	2,342	3,479	10.00%	74,038	4.70%
34	Ladakh	-	-	-	-	-	-	-	1.00%	1,640	0.00%
35	Lakshadweep	-	-	-	-	1	-	1	0.00%	260	0.38%
36	Puducherry	-	15	39	6	94	321	475	16.00%	3,276	14.50%
	All India	1,613	4,844	20,131	19,678	54,818	2,15,819	3,16,903	-	19,81,591	15.99%

@As per Govt. notification No. LL(B)146/2010/258 Dtd: 27/04/2018 there is no specific reservation approved for SCs but they are included in the 15% reservation approved for others

^ 25% in recruitment 20% in promotion

3% in Daman and Diu dist. and 2% in DNH dist.

TABLE 3.1.7-- ACTUAL STRENGTH OF SCHEDULED TRIBES STAFF IN STATES / UTs

AS ON 01.01.2022

Sl. No.	STATES/UTs	ASP/DY.SP/ ASSTT. COMMAN- DANT	INSPEC- TOR /RI	S.I./ RSI	A.S.I./ ARSI	HEAD CON- STABLE	CON- STABLE	TOTAL	RESERVATION PERCENTAGE APPROVED BY STATE GOVT.	ACTUAL STRENGTH (ASP/DY.SP/ ASSTT. COMMAN- DANT TO CONSTA- BLE)	RESERVA- TION PER- CENTAGE ON ACTUAL STRENGTH.
(1)	(2)	(3)	(4)	(5)	(6)	(7)	(8)	(9)	(10)	(11)	(12)
1	Andhra Pradesh	16	37	214	379	935	2,411	3,992	6.00%	59,268	6.74%
2	Arunachal Pradesh	101	166	329	340	1,296	8,214	10,446	80.00%	10,774	96.96%
3	Assam	39	151	267	215	297	2,067	3,036	15.00%	58,483	5.19%
4	Bihar	6	9	196	243	236	2,618	3,308	1.00%	92,562	3.57%
5	Chhattisgarh	198	327	491	1,055	4,659	17,555	24,285	32.00%	60,416	40.20%
6	Goa	2	14	50	67	154	271	558	12.00%	6,772	8.24%
7	Gujarat	33	206	496	2,135	3,333	9,821	16,024	15.00%	89,684	17.87%
8	Haryana	-	-	-	-	-	-	-	0.00%	50,740	0.00%
9	Himachal Pradesh	-	26	46	69	184	879	1,204	5.00%	16,994	7.08%
10	Jharkhand	41	181	1,052	1,636	2,401	9,760	15,071	27.00%	61,764	24.40%
11	Karnataka	22	81	304	502	1,434	2,910	5,253	3.00%	89,807	5.85%
12	Kerala	4	15	60	18	205	530	832	2.00%	49,290	1.69%
13	Madhya Pradesh	125	341	963	1,543	3,629	12,304	18,905	20.00%	98,453	19.20%
14	Maharashtra	37	209	973	1,426	3,506	9,694	15,845	7.00%	1,67,502	9.46%
15	Manipur	28	121	391	195	1,453	5,402	7,590	31.00%	28,459	26.67%
16	Meghalaya	70	142	845	183	1,491	9,014	11,745	85.00%	13,210	88.91%
17	Mizoram	68	175	415	257	1,529	3,586	6,030	0.00%	6,434	93.72%
18	Nagaland	121	235	676	323	4,473	13,361	19,189	100.00%	25,965	73.90%
19	Odisha	114	232	592	869	1,380	12,766	15,953	23.00%	55,961	28.51%
20	Punjab @	1	3	-	1	-	2	7		70,759	0.01%
21	Rajasthan	100	167	348	649	2,209	10,142	13,615	12.00%	95,537	14.25%
22	Sikkim	25	32	46	215	489	1,084	1,891	38.00%	5,141	36.78%
23	Tamil Nadu	7	37	81	Nil	492	814	1,431	1.00%	1,13,389	1.26%
24	Telangana	47	106	307	438	1,236	4,685	6,819	6.00%	62,459	10.92%
25	Tripura	75	29	271	162	611	4,479	5,627	31.00%	18,646	30.18%
26	Uttar Pradesh	186	25	124	7	463	3,112	3,917	2.00%	2,92,982	1.34%
27	Uttarakhand	2	12	27	-	73	924	1,038	4.00%	19,222	5.40%
28	West Bengal	34	39	493	665	-	5,660	6,891	6.00%	93,152	7.40%
29	A & N Islands ^	-	3	15	14	54	233	319		3,893	8.19%
30	Chandigarh	-	-	-	-	-	-	-	0.00%	5,672	0.00%
31	Dadra and Nagar Haveli and Daman and Diu #	-	2	6	2	33	168	211		1,116	18.91%
32	Delhi	19	107	742	501	1,573	3,251	6,193	7.50%	77,871	7.95%
33	Jammu and Kashmir	48	49	116	324	947	2,635	4,119	8.00%	74,038	5.56%
34	Ladakh	9	61	66	165	485	836	1,622	45.00%	1,640	98.90%
35	Lakshadweep	2	3	4	3	53	188	253	45.00%	260	97.31%
36	Puducherry	-	-	-	-	-	1	1	1.00%	3,276	0.03%
	All India	1,580	3,343	11,006	14,601	41,313	1,61,377	2,33,220	-	19,81,591	11.77%

@ 25% in recruitment, 20% in promotion

^ 8% by direct recruitment & 7.5% by promotion

9% in Daman and Diu dist. and 43% in DNH dist.

TABLE 3.1.8 -- ACTUAL STRENGTH OF OTHER BACKWARD CLASSES STAFF IN STATES / UTs

AS ON 01.01.2022

Sl. No.	STATES/UTs	ASP/DY.SP/ASSTT.COMMANDANT	INSPECTOR/RI	S.I./RSI	A.S.I./ARSI	HEAD CONSTABLE	CON- STABLE	TOTAL	RESERVATION PERCENTAGE APPROVED BY STATE GOVT.	ACTUAL STRENGTH (ASP/DY.SP/ASSTT.COMMANDANT TO CONSTABLE)	RESERVATION PERCENTAGE ON ACTUAL STRENGTH.
(1)	(2)	(3)	(4)	(5)	(6)	(7)	(8)	(9)	(10)	(11)	(12)
1	Andhra Pradesh	98	431	1,444	1,699	6,594	20,214	30,480	25.00%	59,268	51.43%
2	Arunachal Pradesh	-	-	-	-	-	0	-	0.00%	10,774	0.00%
3	Assam	82	158	756	431	607	3,729	5,763	27.00%	58,483	9.85%
4	Bihar	N/A	461	4,555	2,456	2,257	38,205	47,934	33.00%	92,562	51.79%
5	Chhattisgarh	77	197	414	833	1,945	11,894	15,360	14.00%	60,416	25.42%
6	Goa	-	23	42	68	116	444	693	27.00%	6,772	10.23%
7	Gujarat	51	389	804	2,889	5,943	24,768	34,844	27.00%	89,684	38.85%
8	Haryana	52	242	760	1,320	2,555	9,792	14,721	27.00%	50,740	29.01%
9	Himachal Pradesh	-	32	41	57	394	1,795	2,319	18.00%	16,994	13.65%
10	Jharkhand	40	239	1,377	1,442	1,873	9,868	14,839	14.00%	61,764	24.03%
11	Karnataka	447	1,190	1,868	4,642	13,998	24,350	46,495	32.00%	89,807	51.77%
12	Kerala	115	308	1,076	986	5,148	17,805	25,438	40.00%	49,290	51.61%
13	Madhya Pradesh	68	292	708	1,692	2,246	8,789	13,795	14.00%	98,453	14.01%
14	Maharashtra	40	660	4,111	2,480	7,466	21,554	36,311	19.00%	167,502	21.68%
15	Manipur	-	10	62	30	161	1,162	1,425	17.00%	28,459	5.01%
16	Meghalaya @	-	3	15	18	50	122	208		13,210	1.57%
17	Mizoram	1	5	3	2	23	43	77	0.00%	6,434	1.20%
18	Nagaland	-	-	-	3	47	216	266	100.00%	25,965	1.02%
19	Odisha	66	308	640	618	1,647	10,465	13,744	11.00%	55,961	24.56%
20	Punjab #	75	196	521	1,154	2,340	10,611	14,897		70,759	21.05%
21	Rajasthan	-	536	379	306	558	14,467	16,246	21.00%	95,537	17.00%
22	Sikkim	16	35	61	269	470	1,017	1,868	43.00%	5,141	36.34%
23	Tamil Nadu	578	2,207	5,788	Nil	22,405	40,578	71,556	50.00%	113,389	63.11%
24	Telangana	300	794	1,823	1,632	3,762	22,803	31,114	29.00%	62,459	49.82%
25	Tripura	-	-	-	-	-	0	-	0.00%	18,646	0.00%
26	Uttar Pradesh	179	1,303	10,731	195	23,360	93,857	129,625	27.00%	292,982	44.24%
27	Uttarakhand	6	23	111	-	79	2,135	2,354	14.00%	19,222	12.25%
28	West Bengal	55	83	1,299	1,015	-	10,702	13,154	17.00%	93,152	14.12%
29	A & N Islands ^	4	-	31	24	-	459	518		3,893	13.31%
30	Chandigarh	4	10	65	25	167	1,350	1,621	27.00%	5,672	28.58%
31	Dadra and Nagar Haveli and Daman and Diu *	1	1	5	1	18	139	165		1,116	14.78%
32	Delhi	13	131	910	40	4,205	15,115	20,414	27.00%	77,871	26.22%
33	Jammu and Kashmir~	-	-	-	-	-	0	-		74,038	0.00%
34	Ladakh	2	1	-	-	2	58	63	0.00%	1,640	3.84%
35	Lakshadweep	-	-	-	-	-	3	3	0.00%	260	1.15%
36	Puducherry	-	41	136	59	417	1,258	1,911	33.00%	3,276	58.33%
	All India	2,370	10,309	40,536	26,386	1,10,853	4,19,767	6,10,221		1,981,591	30.79%

@ As per Govt. notification No. LL(B)146/2010/258 Dtd: 27/04/2018 there is no specific reservation approved for OBCs but they are included in the 15% reservation approved for others

12% for recruitment

^ 38% reservation for direct recruitment

* 27% in Daman and Diu dist.and 5% in DNH dist.

~ In UT of J&K ,no such category is available, however EWS (Economical Weaker Section) has been included with 10% reservation

TABLE 3.1.9-- ACTUAL STRENGTH OF WOMEN IN CIVIL POLICE IN STATES/UTs

AS ON 01.01.2022

Sl. No.	STATES/UTs	DGP / SPL. DGP	ADDL. DGP	IGP	DIG	AIGP/SSP/ SP/ COM-MANDANT	ADDL. SP/ Dy. COM-MANDANT	ASP/DY.SP/ ASSTT. COMMAN-DANT
(1)	(2)	(3)	(4)	(5)	(6)	(7)	(8)	(9)
1	Andhra Pradesh	1	2	0	2	7	13	15
2	Arunachal Pradesh	0	0	0	0	2	1	3
3	Assam	0	0	1	1	8	10	25
4	Bihar	1	1	1	3	12	0	30
5	Chhattisgarh	0	0	0	2	4	22	60
6	Goa	0	0	0	0	0	0	4
7	Gujarat	0	1	2	1	12	0	31
8	Haryana	0	2	1	1	7	10	10
9	Himachal Pradesh	0	0	0	1	3	0	7
10	Jharkhand	0	2	1	1	2	1	4
11	Karnataka	0	1	2	1	39	0	30
12	Kerala	0	0	1	1	7	0	1
13	Madhya Pradesh	1	3	1	2	8	52	137
14	Maharashtra	0	2	1	2	48	0	83
15	Manipur	0	0	1	0	9	8	3
16	Meghalaya	1	0	0	0	4	0	4
17	Mizoram	0	0	0	0	1	0	7
18	Nagaland	0	0	0	1	2	0	3
19	Odisha	0	1	2	0	3	3	75
20	Punjab	0	4	0	0	25	1	29
21	Rajasthan	1	4	4	3	14	37	54
22	Sikkim	0	0	2	0	4	5	14
23	Tamil Nadu	1	Nil	4	15	27	19	30
24	Telangana	0	6	0	1	26	17	4
25	Tripura	0	0	0	1	2	0	11
26	Uttar Pradesh	1	3	2	4	17	24	55
27	Uttarakhand	0	0	0	3	3	6	12
28	West Bengal	1	2	1	1	10	9	45
29	A & N Islands	0	0	0	0	1	0	0
30	Chandigarh	0	0	0	0	1	0	6
31	Dadra and Nagar Haveli and Daman and Diu	0	0	0	0	0	0	0
32	Delhi	0	3	2	2	11	1	28
33	Jammu and Kashmir	0	0	0	0	0	0	0
34	Ladakh	0	0	0	0	0	0	0
35	Lakshadweep	0	0	0	0	0	0	0
36	Puducherry	-	-	-	-	4	-	-
	All India	8	37	29	49	323	239	820

TABLE 3.1.9-- (CONTINUED ...)

Sl. No.	STATES/UTs	INSPECTOR /RI	S.I./RSI	A.S.I./ ARSI	HEAD CON-STABLE	CONSTA-BLE	OTHERS IF ANY	TOTAL
(1)	(2)	(10)	(11)	(12)	(13)	(14)	(15)	(16)
1	Andhra Pradesh	32	224	232	299	2,588	15,580	18,995
2	Arunachal Pradesh	26	23	4	61	857	68	1,045
3	Assam	31	264	22	20	1,872	1	2,255
4	Bihar	26	1,597	224	20	3,925	0	5,840
5	Chhattisgarh	100	152	238	494	2,961	12	4,045
6	Goa	8	60	95	54	313	86	620
7	Gujarat	108	423	890	1,156	7,414	0	10,038
8	Haryana	84	258	660	800	2,979	0	4,812
9	Himachal Pradesh	15	24	38	78	1,313	0	1,479
10	Jharkhand	44	227	211	205	1,286	118	2,102
11	Karnataka	74	634	213	1,395	5,702	0	8,091
12	Kerala	22	81	-	100	3,082	0	3,295
13	Madhya Pradesh	354	1,017	497	588	4,047	826	7,533
14	Maharashtra	316	1,570	290	2,985	21,397	542	27,236
15	Manipur	7	97	27	186	1,012	0	1,350
16	Meghalaya	12	82	8	35	289	0	435
17	Mizoram	54	100	58	142	141	0	503
18	Nagaland	19	35	46	30	634	0	770
19	Odisha	275	484	330	10	2,956	0	4,139
20	Punjab	107	383	142	385	5,305	446	6,827
21	Rajasthan	114	250	113	487	7,418	0	8,499
22	Sikkim	15	7	22	83	378	1	531
23	Tamil Nadu	1,126	982	Nil	5,229	7,768	380	15,581
24	Telangana	33	372	187	166	3,065	0	3,877
25	Tripura	1	68	22	42	974	0	1,121
26	Uttar Pradesh	279	1,296	170	1,282	29,328	959	33,420
27	Uttarakhand	21	255	-	48	1,919	0	2,267
28	West Bengal	57	466	457	-	8,440	0	9,489
29	A & N Islands	11	16	25	40	372	24	489
30	Chandigarh	16	11	14	120	959	0	1,127
31	Dadra and Nagar Haveli and Daman and Diu	0	9	-	11	82	2	104
32	Delhi	107	1,051	606	710	7,038	214	9,773
33	Jammu and Kashmir	37	57	14	185	561	168	1,022
34	Ladakh	1	7	2	14	69	370	463
35	Lakshadweep	0	-	-	6	21	0	27
36	Puducherry	-	11	-	38	151	-	204
	All India	3,532	12,593	5,857	17,504	1,38,616	19,797	1,99,404

TABLE 3.1.10 (A)-- ACTUAL STRENGTH OF WOMEN IN DISTRICT ARMED RESERVE (DAR) POLICE IN STATES/UTs

AS ON 01.01.2022

Sl. No.	STATES/UTs	AIGP/SSP/SP/ COM-MANDANT	ADDL. SP/DY. COM-MANDANT	ASP/DY.SP /ASST. COMMAN-DANT	INSPEC-TOR/RI	S.I./RSI	A.S.I./ARSI	HEAD CONSTA-BLE	CON- STABLE	OTHERS IF ANY	TOTAL
(1)	(2)	(3)	(4)	(5)	(6)	(7)	(8)	(9)	(10)	(11)	(12)
1	Andhra Pradesh	0	0	0	1	18	0	29	256	0	304
2	Arunachal Pradesh	0	0	0	0	0	0	0	0	0	0
3	Assam	0	0	0	2	1	0	14	926	7	950
4	Bihar	0	0	0	0	18	0	110	9,501	0	9,629
5	Chhattisgarh	0	0	0	0	0	0	0	0	0	0
6	Goa	NA	NA	NA	NA	NA	NA	NA	NA	NA	0
7	Gujarat	0	0	0	0	0	0	14	4,189	0	4,203
8	Haryana	0	0	0	0	0	0	0	0	0	0
9	Himachal Pradesh	0	0	0	0	0	0	0	0	0	0
10	Jharkhand	0	0	0	0	0	0	0	0	0	0
11	Karnataka	0	0	0	0	0	0	0	0	0	0
12	Kerala	0	0	0	0	0	0	0	0	0	0
13	Madhya Pradesh	N.A.	N.A.	N.A.	N.A.	N.A.	N.A.	N.A.	N.A.	N.A.	0
14	Maharashtra	4	0	0	0	0	0	40	3,152	0	3,196
15	Manipur	0	0	0	0	0	0	0	0	0	0
16	Meghalaya	0	0	0	0	0	0	0	104	0	104
17	Mizoram	0	0	0	0	0	0	0	0	0	0
18	Nagaland	6	0	0	2	2	0	9	70	0	89
19	Odisha	0	0	0	0	1	1	143	1,431	0	1,576
20	Punjab	0	0	0	0	0	0	0	0	0	0
21	Rajasthan	0	0	0	0	0	0	0	0	0	0
22	Sikkim	0	0	0	0	0	0	0	0	0	0
23	Tamil Nadu	Nil	Nil	4	32	36	Nil	441	5,924	81	6,518
24	Telangana	0	0	4	10	61	62	118	1,217	0	1,472
25	Tripura	0	0	0	0	3	0	11	13	16	43
26	Uttar Pradesh	0	0	0	0	0	0	0	0	0	0
27	Uttarakhand	0	2	1	0	0	0	0	0	0	3
28	West Bengal	0	0	0	0	0	28	0	0	0	28
29	A & N Islands	1	0	0	2	1	0	7	34	13	58
30	Chandigarh	0	0	0	0	0	0	0	0	0	0
31	Dadra and Nagar Haveli and Daman and Diu	0	0	0	0	0	0	0	0	0	0
32	Delhi	0	0	0	0	0	0	0	0	0	0
33	Jammu and Kashmir	0	0	0	0	0	0	0	0	0	0
34	Ladakh	0	0	0	0	0	0	0	0	0	0
35	Lakshadweep	0	0	0	0	0	0	0	0	0	0
36	Puducherry	-	-	-	-	-	-	-	-	-	0
	All India	11	2	9	49	141	91	936	26,817	117	28,173

TABLE 3.1.10 (B)-- ACTUAL STRENGTH OF WOMEN IN SPECIAL ARMED POLICE BATTALION IN STATES/UTs

AS ON 01.01.2022

Sl. No.	STATES/UTs	DGP / SPL. DGP	ADDL. DGP	IGP	DIG	AIGP/SSP/ SP/ COMMAN-DANT	ADDL. SP/ Dy. COMMAN-DANT	ASP/DY.SP/ ASSTT. COM-MANDANT
(1)	(2)	(3)	(4)	(5)	(6)	(7)	(8)	(9)
1	Andhra Pradesh	0	0	0	0	0	0	0
2	Arunachal Pradesh	0	0	0	0	0	0	0
3	Assam	0	0	0	0	1	7	2
4	Bihar	0	0	0	0	3	0	2
5	Chhattisgarh	0	0	0	0	0	5	3
6	Goa	0	0	0	0	0	0	0
7	Gujarat	0	0	0	0	4	0	0
8	Haryana	0	0	0	0	0	0	1
9	Himachal Pradesh	0	0	0	0	0	0	0
10	Jharkhand	0	0	0	0	1	0	4
11	Karnataka	0	0	0	0	0	0	0
12	Kerala	0	0	0	0	1	0	0
13	Madhya Pradesh	0	0	0	1	2	3	14
14	Maharashtra	NA	NA	NA	NA	NA	NA	NA
15	Manipur	0	0	0	0	0	0	0
16	Meghalaya	0	0	0	0	1	1	3
17	Mizoram	0	0	0	0	1	0	0
18	Nagaland	0	0	0	1	1	3	5
19	Odisha	0	0	0	0	1	0	0
20	Punjab	0	0	0	0	1	0	7
21	Rajasthan	0	0	1	0	0	0	3
22	Sikkim	0	0	0	0	0	0	0
23	Tamil Nadu	Nil	Nil	Nil	Nil	2	1	3
24	Telangana	0	0	0	0	0	0	0
25	Tripura	0	0	0	0	0	0	0
26	Uttar Pradesh	0	0	0	0	0	1	4
27	Uttarakhand	0	0	0	0	1	0	1
28	West Bengal	0	0	0	1	1	0	0
29	A & N Islands	0	0	0	0	0	0	0
30	Chandigarh	0	0	0	0	0	0	0
31	Dadra and Nagar Haveli and Daman and Diu	0	0	0	0	0	0	0
32	Delhi	0	0	0	1	0	0	2
33	Jammu and Kashmir	0	0	0	0	2	0	2
34	Ladakh	0	0	0	0	0	0	0
35	Lakshadweep	0	0	0	0	0	0	0
36	Puducherry	-	-	-	-	-	-	-
	All India	0	0	1	4	23	21	56

TABLE 3.1.10 (B)-- (CONTINUED...)

Sl. No.	STATES/UTs	INSPECTOR /RI	S.I./RSI	A.S.I./ARSI	HEAD CONSTABLE	CONSTABLE	OTHERS IF ANY	TOTAL
(1)	(2)	(10)	(11)	(12)	(13)	(14)	(15)	(16)
1	Andhra Pradesh	0	0	0	0	0	0	0
2	Arunachal Pradesh	0	0	0	0	69	19	88
3	Assam	11	5	0	17	695	15	753
4	Bihar	0	0	0	0	3,617	78	3,700
5	Chhattisgarh	5	15	33	10	9	6	86
6	Goa	0	1	2	2	0	0	5
7	Gujarat	2	11	0	0	423	0	440
8	Haryana	5	9	0	0	1	0	16
9	Himachal Pradesh	0	2	2	4	52	0	60
10	Jharkhand	0	0	9	145	777	69	1,005
11	Karnataka	0	5	0	72	67	5	149
12	Kerala	0	0	0	7	816	23	847
13	Madhya Pradesh	2	6	7	0	27	60	122
14	Maharashtra	NA	NA	NA	NA	NA	NA	0
15	Manipur	0	0	0	0	0	0	0
16	Meghalaya	0	7	0	0	207	0	219
17	Mizoram	5	11	3	0	0	0	20
18	Nagaland	1	26	0	228	650	0	915
19	Odisha	0	0	0	0	193	0	194
20	Punjab	0	7	1	3	123	31	173
21	Rajasthan	10	31	0	22	762	0	829
22	Sikkim	0	0	0	0	0	0	0
23	Tamil Nadu	11	92	0	264	75	0	448
24	Telangana	0	0	0	0	0	0	0
25	Tripura	0	0	0	0	0	0	0
26	Uttar Pradesh	0	0	0	0	0	0	5
27	Uttarakhand	2	17	0	30	280	0	331
28	West Bengal	0	2	7	0	29	0	40
29	A & N Islands	0	0	0	0	0	0	0
30	Chandigarh	0	0	0	0	0	0	0
31	Dadra and Nagar Haveli and Daman and Diu	0	0	0	0	0	0	0
32	Delhi	2	35	12	15	364	24	455
33	Jammu and Kashmir	9	5	0	206	551	109	884
34	Ladakh	0	0	0	0	0	0	0
35	Lakshadweep	0	0	0	0	0	0	0
36	Puducherry	-	1	-	9	44	-	54
	All India	65	288	76	1,034	9,831	439	11,838

TABLE 3.1.10 (C) -- ACTUAL STRENGTH OF WOMEN OF DIFFERENT RANKS IN IRB POLICE IN STATES/UTs

AS ON 01.01.2022

Sl. No.	STATES/UTs	DGP/SPL. DGP	ADDL. DGP	IGP	DIG	AIGP/SSP/SP/COMMANDANT	ADDL. SP/DY. COMMANDANT	ASP/DY.SP/ASST. COM-MANDANT
(1)	(2)	(3)	(4)	(5)	(6)	(7)	(8)	(9)
1	Andhra Pradesh	0	0	0	0	0	0	0
2	Arunachal Pradesh	0	0	0	0	2	0	0
3	Assam	0	0	0	0	0	0	1
4	Bihar	0	0	0	0	0	0	0
5	Chhattisgarh	0	0	0	0	1	1	0
6	Goa	0	0	0	0	0	0	0
7	Gujarat	NP	NA	NA	NA	NA	NA	NA
8	Haryana	0	0	0	0	0	0	1
9	Himachal Pradesh	0	0	0	0	2	0	2
10	Jharkhand	0	0	0	0	0	0	3
11	Karnataka	0	0	0	0	0	0	0
12	Kerala	0	0	0	0	0	0	0
13	Madhya Pradesh	0	0	0	0	0	0	1
14	Maharashtra	NA	NA	NA	NA	NA	NA	NA
15	Manipur	0	0	0	1	1	2	0
16	Meghalaya	0	0	0	0	0	0	3
17	Mizoram	0	0	0	0	0	0	0
18	Nagaland	0	0	1	0	1	1	3
19	Odisha	0	0	0	0	0	0	0
20	Punjab	0	0	0	0	1	1	1
21	Rajasthan	0	0	0	0	0	1	2
22	Sikkim	0	0	0	0	0	0	0
23	Tamil Nadu	Nil	Nil	Nil	Nil	Nil	Nil	Nil
24	Telangana	0	0	0	0	0	0	0
25	Tripura	0	0	0	0	0	0	0
26	Uttar Pradesh	0	0	0	0	0	0	0
27	Uttarakhand	0	0	0	0	0	0	1
28	West Bengal	0	0	0	0	0	1	0
29	A & N Islands	0	0	0	0	0	0	0
30	Chandigarh	0	0	0	0	0	0	0
31	Dadra and Nagar Haveli and Daman and Diu	0	0	0	0	0	0	0
32	Delhi	0	0	0	0	0	0	0
33	Jammu and Kashmir	0	0	0	0	3	0	4
34	Ladakh	0	0	0	0	0	0	1
35	Lakshadweep	0	0	0	0	0	0	0
36	Puducherry	-	-	-	-	-	-	-
	All India	0	0	1	1	11	7	23

TABLE 3.1.10 (C) -- (CONTINUED...)

Sl. No.	STATES/UTs	INSPECTOR/RI	S.I./RSI	A.S.I./ ARSI	HEAD CONSTABLE	CONSTABLE	OTHERS IF ANY	TOTAL
(1)	(2)	(10)	(11)	(12)	(13)	(14)	(15)	(16)
1	Andhra Pradesh	0	0	0	0	0	0	0
2	Arunachal Pradesh	0	2	0	0	120	33	157
3	Assam	1	0	0	0	231	0	233
4	Bihar	0	0	0	0	617	4	621
5	Chhattisgarh	0	5	7	2	429	0	445
6	Goa	1	2	0	60	113	34	210
7	Gujarat	NA	NA	NA	NA	NA	NA	0
8	Haryana	0	0	0	0	0	0	1
9	Himachal Pradesh	3	3	7	34	814	0	865
10	Jharkhand	0	22	0	99	580	69	773
11	Karnataka	0	0	0	0	0	0	0
12	Kerala	0	0	0	0	0	0	0
13	Madhya Pradesh	0	0	0	0	0	0	1
14	Maharashtra	NA	NA	NA	NA	NA	NA	0
15	Manipur	7	21	9	85	486	0	612
16	Meghalaya	0	3	0	0	59	3	68
17	Mizoram	5	8	4	0	0	0	17
18	Nagaland	1	21	0	206	580	11	825
19	Odisha	0	0	0	0	0	0	0
20	Punjab	1	7	1	4	84	17	117
21	Rajasthan	3	18	0	46	598	0	668
22	Sikkim	0	0	0	0	0	0	0
23	Tamil Nadu	Nil	Nil	Nil	0	0	Nil	0
24	Telangana	0	0	0	0	0	0	0
25	Tripura	0	0	0	0	0	0	0
26	Uttar Pradesh	0	0	0	0	0	0	0
27	Uttarakhand	0	0	0	0	0	0	1
28	West Bengal	0	0	0	0	0	0	1
29	A & N Islands	0	0	0	0	0	1	1
30	Chandigarh	0	0	0	0	148	0	148
31	Dadra and Nagar Haveli and Daman and Diu	0	0	0	0	0	0	0
32	Delhi	0	0	0	0	0	0	0
33	Jammu and Kashmir	10	5	0	160	370	140	692
34	Ladakh	2	7	0	26	192	4	232
35	Lakshadweep	0	0	0	0	0	0	0
36	Puducherry	-	-	-	-	-	-	0
	All India	34	124	28	722	5,421	316	6,688

TABLE 3.1.10 (D) - ACTUAL (A) STRENGTH OF WOMEN OF DIFFERENT RANKS IN COMMANDO BATTALIONS IN STATES/UTs

AS ON 01.01.2022

Sl. No.	STATES/UTs	DGP/ SPL DG/ ADGP	IGP	DIG	AIGP/SSP / SP / COM-MANDANT	ADDL. SP/DY. COMMAN-DANT	ASP/DY.SP/ ASSTT. COM-MANDANT	INSPECTOR /RI
(1)	(2)	(3)	(4)	(5)	(6)	(7)	(8)	(9)
1	Andhra Pradesh	0	0	0	0	0	0	0
2	Arunachal Pradesh	0	0	0	0	0	0	0
3	Assam	0	0	0	0	0	1	0
4	Bihar	0	0	0	0	0	0	0
5	Chhattisgarh	0	0	0	0	0	0	0
6	Goa	NA	NA	NA	NA	NA	NA	NA
7	Gujarat	0	0	0	0	0	0	0
8	Haryana	0	0	0	0	0	0	0
9	Himachal Pradesh	NA	NA	NA	NA	NA	NA	NA
10	Jharkhand	0	0	0	0	0	0	0
11	Karnataka	0	0	0	0	0	0	0
12	Kerala	0	0	0	0	0	0	0
13	Madhya Pradesh	0	0	0	1	0	1	0
14	Maharashtra	NA	NA	NA	NA	NA	NA	NA
15	Manipur	0	0	0	0	0	0	0
16	Meghalaya	0	0	0	0	1	2	0
17	Mizoram	0	0	0	0	0	0	0
18	Nagaland	0	0	0	0	0	0	0
19	Odisha	0	0	0	0	0	0	0
20	Punjab	0	0	0	0	0	0	1
21	Rajasthan	0	0	0	0	0	0	0
22	Sikkim	0	0	0	0	0	0	0
23	Tamil Nadu	Nil	Nil	Nil	Nil	Nil	Nil	Nil
24	Telangana	0	0	0	0	0	0	0
25	Tripura	0	0	0	0	0	0	0
26	Uttar Pradesh	0	0	0	0	0	0	0
27	Uttarakhand	0	0	0	0	0	0	0
28	West Bengal	0	0	0	0	0	0	0
29	A & N Islands	0	0	0	0	0	0	0
30	Chandigarh	0	0	0	0	0	0	0
31	Dadra and Nagar Haveli and Daman and Diu	0	0	0	0	0	0	0
32	Delhi	0	0	0	0	0	0	0
33	Jammu and Kashmir	0	0	0	0	0	0	0
34	Ladakh	0	0	0	0	0	0	0
35	Lakshadweep	0	0	0	0	0	0	0
36	Puducherry	-	-	-	-	-	-	-
	All India	0	0	0	1	1	4	1

TABLE 3.1.10 (D) - (CONTINUED...)

Sl. No.	STATES/UTs	S.I./RSI	A.S.I. /ARSI	HEAD CONSTABLE	CONSTABLE	OTHERS IF ANY	TOTAL
(1)	(2)	(10)	(11)	(12)	(13)	(14)	(15)
1	Andhra Pradesh	0	0	0	0	0	0
2	Arunachal Pradesh	0	0	0	0	0	0
3	Assam	0	0	0	93	0	94
4	Bihar	0	0	0	0	0	0
5	Chhattisgarh	0	0	0	0	0	0
6	Goa	NA	NA	NA	NA	NA	0
7	Gujarat	0	0	0	0	0	0
8	Haryana	0	0	0	0	0	0
9	Himachal Pradesh	NA	NA	NA	NA	NA	0
10	Jharkhand	0	0	0	0	0	0
11	Karnataka	0	0	0	0	0	0
12	Kerala	0	0	0	0	0	0
13	Madhya Pradesh	0	0	0	0	0	2
14	Maharashtra	NA	NA	NA	NA	NA	0
15	Manipur	0	0	29	9	0	38
16	Meghalaya	5	0	0	65	0	73
17	Mizoram	0	0	0	0	0	0
18	Nagaland	0	0	0	0	0	0
19	Odisha	0	0	0	0	0	0
20	Punjab	5	0	5	82	11	104
21	Rajasthan	0	0	0	0	0	0
22	Sikkim	0	0	0	0	0	0
23	Tamil Nadu	Nil	Nil	Nil	Nil	Nil	0
24	Telangana	0	0	0	0	0	0
25	Tripura	0	0	0	0	0	0
26	Uttar Pradesh	0	0	0	0	0	0
27	Uttarakhand	0	0	0	0	0	0
28	West Bengal	0	0	0	0	0	0
29	A & N Islands	0	0	0	0	0	0
30	Chandigarh	0	0	0	0	0	0
31	Dadra and Nagar Haveli and Daman and Diu	0	0	0	0	0	0
32	Delhi	0	0	0	0	0	0
33	Jammu and Kashmir	0	0	0	0	0	0
34	Ladakh	0	0	0	0	0	0
35	Lakshadweep	0	0	0	0	0	0
36	Puducherry	-	-	-	-	-	0
	All India	10	0	34	249	11	311

TABLE 3.1.10 (E) - NUMBER OF ALL-WOMEN BATTALION IN POLICE IN STATES/UTs

AS ON 01.01.2022

Sl. No.	STATES/UTs	NUMBER OF ALL-WOMEN BATTALION		
		STATE ARMED POLICE	IRB IN POLICE	COMMANDO BATTALION
(1)	(2)	(3)	(4)	(5)
1	Andhra Pradesh	0	0	0
2	Arunachal Pradesh	0	0	0
3	Assam	0	0	0
4	Bihar	2	0	0
5	Chhattisgarh	0	0	0
6	Goa	NA	NA	NA
7	Gujarat	NA	NA	NA
8	Haryana	1	0	0
9	Himachal Pradesh	0	1	0
10	Jharkhand	1	1	0
11	Karnataka	0	0	0
12	Kerala	1	0	0
13	Madhya Pradesh	0	0	0
14	Maharashtra	NA	NA	NA
15	Manipur	0	1	0
16	Meghalaya	0	0	0
17	Mizoram	0	0	0
18	Nagaland	0	1	0
19	Odisha	0	0	0
20	Punjab	0	0	0
21	Rajasthan	0	1	0
22	Sikkim	0	0	0
23	Tamil Nadu	Nil	Nil	Nil
24	Telangana	0	0	0
25	Tripura	0	0	0
26	Uttar Pradesh	0	0	0
27	Uttarakhand	2	0	0
28	West Bengal	0	0	0
29	A & N Islands	0	0	0
30	Chandigarh	0	0	0
31	Dadra and Nagar Haveli and Daman and Diu	0	0	0
32	Delhi	NA	NA	NA
33	Jammu and Kashmir	2	1	0
34	Ladakh	0	0	0
35	Lakshadweep	0	0	0
36	Puducherry	-	-	-
All India		9	6	0

TABLE 3.2.1 -- STRENGTH OF WOMEN POLICE, RESERVATION OF WOMEN POLICE, WOMEN POPULATION PER WOMEN POLICE

AS ON 01.01.2022

SI No.	STATES/UTs	ACTUAL STRENGTH OF TOTAL POLICE (CIVIL + DISTRICT ARMED RESERVE (DAR) + ARMED + IRB)	ACTUAL STRENGTH OF WOMEN POLICE (CIVIL + DISTRICT ARMED RESERVE (DAR) + ARMED + IRB)	PERCENTAGE OF WOMEN POLICE (CIVIL + DISTRICT ARMED RESERVE (DAR) + ARMED + IRB)
(1)	(2)	(3)	(4)	(5)
1	Andhra Pradesh	88,689	19,299	21.76%
2	Arunachal Pradesh	12,100	1,290	10.66%
3	Assam	61,868	4,191	6.77%
4	Bihar ~	93,313	19,790	21.21%
5	Chhattisgarh	64,573	4,576	7.09%
6	Goa	7,903	835	10.57%
7	Gujarat	89,846	14,681	16.34%
8	Haryana	59,078	4,829	8.17%
9	Himachal Pradesh !	17,133	2,404	14.03%
10	Jharkhand	63,077	3,880	6.15%
11	Karnataka	95,516	8,240	8.63%
12	Kerala	53,216	4,142	7.78%
13	Madhya Pradesh	1,03,642	7,656	7.39%
14	Maharashtra	1,70,570	30,432	17.84%
15	Manipur	28,631	1,962	6.85%
16	Meghalaya	13,881	826	5.95%
17	Mizoram	7,567	540	7.14%
18	Nagaland	26,201	2,599	9.92%
19	Odisha	56,227	5,909	10.51%
20	Punjab @	72,210	7,117	9.86%
21	Rajasthan	96,058	9,996	10.41%
22	Sikkim	5,868	531	9.05%
23	Tamil Nadu	1,18,057	22,547	19.10%
24	Telangana #	62,731	5,349	8.53%
25	Tripura	21,990	1,164	5.29%
26	Uttar Pradesh	3,10,955	33,425	10.75%
27	Uttarakhand	20,359	2,602	12.78%
28	West Bengal ^	96,104	9,558	9.95%
29	A & N Islands	4,331	548	12.65%
30	Chandigarh	5,903	1,275	21.60%
31	Dadra and Nagar Haveli and Daman and Diu	1,179	104	8.82%
32	Delhi	79,489	10,228	12.87%
33	Jammu and Kashmir	79,464	2,598	3.27%
34	Ladakh	2,452	695	28.34%
35	Lakshadweep	262	27	10.31%
36	Puducherry	3,390	258	7.61%
	All India	20,93,833	2,46,103	11.75%

Source For Population : Registrar General & Census Commissioner of India, Projected Mid year Population

~According to Bihar Government rule 35% reservation for women and 3% reservation for backward caste women.

! The Govt. of HP has notified 25% vacancies reserved for women in the constables.

@ 33% in direct recruitment

33.3% - for Civil 10% - for District Armed Reserve 0% - for State Armed Reserve

^ NIL, Progressively will reach 33%

TABLE 3.2.1 -- (Continued.....)

SI No.	STATES/UTs	RESERVATION PERCENTAGE OF WOMEN POLICE APPROVED BY STATES/UTs GOVT.	WOMEN POPULATION IN THOUSANDS (AS ON 1ST OCTOBER, 2020-2021) BASED ON 2011 CENSUS	WOMEN POPULATION PER WOMEN POLICE (WPWP)
(1)	(2)	(6)	(7)	(8)
1	Andhra Pradesh	33.30%	26,441	1,370.07
2	Arunachal Pradesh	10.00%	748	579.84
3	Assam	30.00%	17,300	4,127.89
4	Bihar ~		59,602	3,011.72
5	Chhattisgarh	30.00%	14,799	3,234.05
6	Goa	0.00%	775	928.14
7	Gujarat	33.00%	33,417	2,276.21
8	Haryana	33.00%	13,966	2,892.11
9	Himachal Pradesh !		3,655	1,520.38
10	Jharkhand	33.00%	18,917	4,875.52
11	Karnataka	25.00%	33,055	4,011.53
12	Kerala	0.00%	18,489	4,463.79
13	Madhya Pradesh	33.00%	41,211	5,382.84
14	Maharashtra	30.00%	60,001	1,971.64
15	Manipur	NA	1,583	806.83
16	Meghalaya	10.00%	1,648	1,995.16
17	Mizoram	0.00%	605	1,120.37
18	Nagaland	33.00%	1,065	409.77
19	Odisha	33.00%	22,782	3,855.47
20	Punjab @		14,454	2,030.91
21	Rajasthan	30.00%	38,781	3,879.65
22	Sikkim	33.00%	321	604.52
23	Tamil Nadu	30.00%	38,314	1,699.29
24	Telangana #		18,794	3,513.55
25	Tripura	10.00%	2,010	1,726.80
26	Uttar Pradesh	20.00%	1,11,259	3,328.62
27	Uttarakhand	30% Horizontal	5,592	2,149.12
28	West Bengal ^		48,182	5,041.01
29	A & N Islands	33.00%	189	344.89
30	Chandigarh	33.00%	558	437.65
31	Dadra and Nagar Haveli and Daman and Diu	33.00%	398	3,826.92
32	Delhi	33.00%	9,721	950.43
33	Jammu and Kashmir	0.00%	6,408	2,466.51
34	Ladakh	0.00%	131	188.49
35	Lakshadweep	33.00%	33	1,222.22
36	Puducherry	33.00%	831	3,220.93
	All India	-	6,66,035	2,706.33

Source For Population : Registrar General & Census Commissioner of India, Projected Mid year Population

~According to Bihar Government rule 35% reservation for women and 3% reservation for backward caste women.

! The Govt. of HP has notified 25% vacancies reserved for women in the constables.

@ 33% in direct recruitment

33.3% - for Civil 10% - for District Armed Reserve

0% - for State Armed Reserve

^ NIL, Progressively will reach 33%

TABLE 3.2.2 -- SANCTIONED (S) / ACTUAL (A) STRENGTH IN VARIOUS RANKS IN TRAFFIC POLICE IN STATES/UTs

AS ON 01.01.2022

Sl. No.	STATES/UTs	DGP/ SPL. DGP		ADDL. DGP		IGP		DIG		AIGP/SSP/ SP/ COMMAN-DANT		ADDL. SP/ DY. COMMAN-DANT		ASP/DY.SP/ ASSTT. COM-MANDANT	
		S	A	S	A	S	A	S	A	S	A	S	A	S	A
(1)	(2)	(3)	(4)	(5)	(6)	(7)	(8)	(9)	(10)	(11)	(12)	(13)	(14)	(15)	(16)
1	Andhra Pradesh	0	0	0	0	0	0	0	0	1	1	2	2	19	18
2	Arunachal Pradesh	0	0	0	0	0	0	0	0	0	0	0	0	0	1
3	Assam	0	0	0	0	0	0	0	0	1	1	2	2	3	3
4	Bihar	0	0	0	0	0	0	0	0	1	1	0	0	13	10
5	Chhattisgarh	0	0	0	1	0	0	0	0	0	1	2	4	8	12
6	Goa	0	0	0	0	0	0	0	0	1	1	0	0	2	2
7	Gujarat	0	0	0	0	3	2	2	2	8	4	0	0	17	16
8	Haryana	0	0	0	0	0	0	0	0	1	1	2	0	23	10
9	Himachal Pradesh	0	0	0	0	0	0	1	1	1	1	1	1	0	0
10	Jharkhand	0	0	0	0	0	0	0	0	0	0	0	0	4	4
11	Karnataka	0	0	0	0	1	0	0	1	2	2	6	6	13	13
12	Kerala	0	0	0	0	1	1	0	0	2	2	0	0	2	2
13	Madhya Pradesh	0	0	0	0	0	0	0	0	0	0	4	1	28	28
14	Maharashtra	0	0	1	1	1	0	1	1	10	5	2	0	28	19
15	Manipur	0	0	0	0	0	0	0	0	1	1	2	2	1	2
16	Meghalaya	0	0	0	0	0	0	0	0	0	0	0	0	2	2
17	Mizoram	0	0	0	0	0	0	0	0	1	1	1	1	1	1
18	Nagaland	0	0	0	0	0	0	0	0	1	1	0	0	2	2
19	Odisha	0	0	0	0	0	0	0	0	1	1	0	0	1	3
20	Punjab	0	0	1	1	0	0	1	0	1	2	0	2	5	9
21	Rajasthan	0	0	1	1	0	0	0	0	2	2	4	4	23	23
22	Sikkim	0	0	0	0	0	0	0	0	0	0	1	1	1	2
23	Tamil Nadu	Nil	Nil	Nil	Nil	Nil	Nil	Nil	Nil	2	2	2	1	26	23
24	Telangana	0	0	0	0	1	0	0	1	3	4	6	3	19	21
25	Tripura	0	0	0	0	0	0	0	0	1	1	1	0	2	11
26	Uttar Pradesh	0	0	1	1	1	0	0	0	1	1	11	16	0	0
27	Uttarakhand	0	0	0	0	0	0	1	1	0	2	0	0	0	0
28	West Bengal	0	0	1	1	3	3	3	3	8	8	7	4	61	67
29	A & N Islands	0	0	0	0	0	0	0	0	0	0	0	0	1	1
30	Chandigarh	0	0	0	0	0	0	0	0	0	1	0	0	0	5
31	Dadra and Nagar Haveli and Daman and Diu	0	0	0	0	0	0	0	0	0	0	0	0	0	0
32	Delhi	0	2	1	0	1	0	4	3	3	10	2	0	20	28
33	Jammu and Kashmir	0	0	0	1	1	0	2	0	0	8	6	0	21	21
34	Ladakh	0	0	0	0	0	0	0	0	0	1	0	0	0	1
35	Lakshadweep	0	0	0	0	0	0	0	0	0	0	0	0	0	0
36	Puducherry	-	-	-	-	-	-	-	-	1	1	-	-	-	-
	All India	0	2	6	7	13	6	15	13	54	67	64	50	346	360

TABLE 3.2.2 -- (CONTINUED ...)

Sl. No.	STATES/UTs	INSPECTOR /RI		S.I./RSI		A.S.I./ARSI		HEAD CONSTABLE		CONSTABLE		OTHERS IF ANY		Total	
		S	A	S	A	S	A	S	A	S	A	S	A	S	A
(1)	(2)	(17)	(18)	(19)	(20)	(21)	(22)	(23)	(24)	(25)	(26)	(27)	(28)	(29)	(30)
1	Andhra Pradesh	31	32	103	97	168	169	425	441	1,635	1,087	0	0	2,384	1,847
2	Arunachal Pradesh	3	9	8	12	2	21	0	79	78	261	0	0	91	383
3	Assam	7	7	21	41	10	90	82	141	950	1,079	44	75	1,120	1,439
4	Bihar	19	6	161	72	71	102	409	14	1,991	709	447	831	3,112	1,745
5	Chhattisgarh	28	34	84	25	62	95	244	227	1,027	1,020	3	117	1,458	1,536
6	Goa	11	11	32	32	44	44	139	139	512	238	0	0	741	467
7	Gujarat	67	34	325	116	1,076	643	1,669	1,078	5,061	2,614	0	0	8,228	4,509
8	Haryana	35	47	60	38	210	97	442	59	2,188	1,281	0	491	2,961	2,024
9	Himachal Pradesh	2	2	6	5	11	12	12	9	53	47	0	0	87	78
10	Jharkhand	22	22	21	21	213	213	81	81	439	439	86	86	866	866
11	Karnataka	68	68	455	273	777	721	2,404	2,315	5,146	4,513	0	0	8,872	7,912
12	Kerala	4	3	52	31	25	24	444	363	1,568	1,265	272	467	2,370	2,158
13	Madhya Pradesh	173	58	445	221	734	487	1,284	794	3,435	1,248	2	2	6,105	2,839
14	Maharashtra	527	296	539	167	796	529	5,218	4,519	7,063	4,025	104	53	14,290	9,615
15	Manipur	1	4	7	12	15	16	10	152	81	389	0	0	118	578
16	Meghalaya	18	20	60	77	0	0	86	113	570	663	8	8	744	883
17	Mizoram	4	4	11	11	4	3	20	16	221	131	4	4	267	172
18	Nagaland	0	0	4	11	10	15	11	15	128	305	0	0	156	349
19	Odisha	7	11	179	10	30	39	205	105	1,493	931	0	175	1,916	1,275
20	Punjab	12	20	23	29	48	387	273	171	1,750	778	8	177	2,122	1,576
21	Rajasthan	28	30	149	62	134	232	1,046	1,018	5,336	2,712	0	0	6,723	4,084
22	Sikkim	2	1	3	3	2	14	11	14	64	25	4	49	88	109
23	Tamil Nadu	233	216	739	391	Nil	Nil	1,123	4,125	6,478	1,870	Nil	Nil	8,603	6,628
24	Telangana	77	91	208	187	258	241	605	310	3,156	2,662	0	0	4,333	3,520
25	Tripura	13	1	24	6	32	8	49	9	199	188	22	3	343	227
26	Uttar Pradesh	52	75	180	607	0	0	501	1,982	3,056	3,505	0	0	3,803	6,187
27	Uttarakhand	21	19	0	0	0	0	63	44	679	280	0	0	764	346
28	West Bengal	215	167	1,441	1,024	1,384	1,189	0	0	8,682	3,307	194	149	11,999	5,922
29	A & N Islands	6	4	12	3	11	4	45	13	134	110	0	0	209	135
30	Chandigarh	2	7	7	15	0	49	27	49	132	270	0	0	168	396
31	Dadra and Nagar Haveli and Daman and Diu	2	2	4	4	4	4	7	7	42	42	0	0	59	59
32	Delhi	58	77	469	625	340	1,036	1,351	1,761	3,568	1,927	14	12	5,831	5,481
33	Jammu and Kashmir	46	48	225	63	173	152	281	243	792	594	35	35	1,582	1,165
34	Ladakh	0	2	0	4	0	20	0	17	0	19	0	0	0	64
35	Lakshadweep	0	0	0	0	0	0	0	0	0	0	0	0	0	0
36	Puducherry	3	1	9	9	1	-	13	13	156	99	-	-	183	123
	All India	1,797	1,429	6,066	4,304	6,645	6,656	18,580	20,436	67,863	40,633	1,247	2,734	1,02,696	76,697

TABLE 3.2.3 -- ACTUAL STRENGTH OF WOMEN POLICE IN VARIOUS RANKS IN TRAFFIC POLICE IN STATES/UTs

AS ON 01.01.2022

Sl. No.	STATES/UTs	DGP/ SPL DG/ ADGP	IGP	DIG	AIGP/SSP/ SP/ COM-MANDANT	ADDL. SP/ DY. COMMAN-DANT	ASP/DY.SP/ ASSTT. COM-MANDANT	INSPECTOR /RI
(1)	(2)	(3)	(4)	(5)	(6)	(7)	(8)	(9)
1	Andhra Pradesh	0	0	0	0	0	-	1
2	Arunachal Pradesh	0	0	0	0	0	-	-
3	Assam	0	0	0	0	0	-	-
4	Bihar	0	0	0	0	0	-	-
5	Chhattisgarh	0	0	0	0	0	-	-
6	Goa	0	0	0	0	0	-	-
7	Gujarat	0	0	0	0	0	2	-
8	Haryana	0	0	0	0	0	-	1
9	Himachal Pradesh	0	0	0	0	0	-	1
10	Jharkhand	0	0	0	0	0	1	1
11	Karnataka	0	0	0	3	0	1	-
12	Kerala	0	0	0	0	0	-	-
13	Madhya Pradesh	0	0	0	1	1	2	10
14	Maharashtra	0	0	0	2	0	3	15
15	Manipur	0	0	0	0	0	-	-
16	Meghalaya	0	0	0	0	0	-	-
17	Mizoram	0	0	0	0	0	-	2
18	Nagaland	0	0	0	1	0	-	-
19	Odisha	0	0	0	0	0	-	1
20	Punjab	0	0	0	0	0	1	3
21	Rajasthan	0	0	0	1	1	3	2
22	Sikkim	0	0	0	0	0	-	-
23	Tamil Nadu	Nil	Nil	Nil	Nil	Nil	1	36
24	Telangana	0	0	0	0	1	1	10
25	Tripura	0	0	0	1	0	1	-
26	Uttar Pradesh	0	0	0	0	0	-	-
27	Uttarakhand	0	0	0	0	0	-	-
28	West Bengal	0	1	0	1	2	-	2
29	A & N Islands	0	0	0	0	0	-	1
30	Chandigarh	0	0	0	1	0	2	2
31	Dadra and Nagar Haveli and Daman and Diu	0	0	0	0	0	-	-
32	Delhi	0	0	1	2	0	-	6
33	Jammu and Kashmir	0	0	0	0	0	2	5
34	Ladakh	0	0	0	0	0	-	-
35	Lakshadweep	0	0	0	0	0	-	-
36	Puducherry	-	-	-	-	-	-	-
	All India	-	1	1	13	5	20	99

TABLE 3.2.3 -- (CONTINUED ...)

Sl. No.	STATES/UTs	S.I./RSI	A.S.I./ ARSI	HEAD CONSTABLE	CONSTABLE	OTHERS IF ANY	TOTAL
(1)	(2)	(10)	(11)	(12)	(13)	(14)	(15)
1	Andhra Pradesh	6	8	12	60	0	87
2	Arunachal Pradesh	1	-	-	4	0	5
3	Assam	-	-	-	67	0	67
4	Bihar	2	2	1	219	6	230
5	Chhattisgarh	-	-	2	62	3	67
6	Goa	9	12	9	16	0	46
7	Gujarat	11	19	70	434	0	536
8	Haryana	-	1	2	40	0	44
9	Himachal Pradesh	-	3	2	12	0	18
10	Jharkhand	-	2	2	21	15	42
11	Karnataka	73	10	106	638	0	831
12	Kerala	-	-	-	32	0	32
13	Madhya Pradesh	38	3	20	117	2	194
14	Maharashtra	9	7	435	992	0	1,463
15	Manipur	-	-	1	105	0	106
16	Meghalaya	-	-	1	12	0	13
17	Mizoram	2	-	-	8	0	12
18	Nagaland	5	2	5	15	0	28
19	Odisha	-	-	6	243	10	260
20	Punjab	-	3	3	86	1	97
21	Rajasthan	19	1	20	330	0	377
22	Sikkim	-	-	-	14	2	16
23	Tamil Nadu	92	Nil	224	520	Nil	873
24	Telangana	23	10	12	154	0	211
25	Tripura	-	-	-	16	0	18
26	Uttar Pradesh	-	-	-	-	0	-
27	Uttarakhand	-	-	-	-	0	0
28	West Bengal	3	4	-	362	0	375
29	A & N Islands	-	-	-	24	0	25
30	Chandigarh	1	1	-	39	0	46
31	Dadra and Nagar Haveli and Daman and Diu	-	-	-	5	0	5
32	Delhi	12	14	120	115	1	271
33	Jammu and Kashmir	1	-	1	-	0	9
34	Ladakh	-	-	-	-	0	-
35	Lakshadweep	-	-	-	-	0	-
36	Puducherry	1	-	9	-	-	10
	All India	308	102	1,063	4,762	40	6,414

TABLE 3.2.4 -- SANCTIONED (S) & ACTUAL (A) STRENGTH OF SPECIAL BRANCH DEALING WITH INTELLIGENCE IN STATES/UTs

AS ON 01.01.2022

Sl. No.	STATES/UTs	DGP/SPL.DGP		ADDL. DGP		IGP		DIG		AIGP/SSP/SP/COM-MANDANT		ADDL. SP/Dy. COM-MANDANT		ASP/DY.SP/ASSTT.COM-MANDANT	
		S	A	S	A	S	A	S	A	S	A	S	A	S	A
(1)	(2)	(3)	(4)	(5)	(6)	(7)	(8)	(9)	(10)	(11)	(12)	(13)	(14)	(15)	(16)
1	Andhra Pradesh	1	1	-	-	2	1	2	1	9	3	20	18	64	42
2	Arunachal Pradesh	-	-	-	-	-	1	1	-	1	1	1	-	1	2
3	Assam	-	-	1	1	2	2	2	1	9	8	2	2	19	17
4	Bihar	-	-	1	2	2	-	2	1	4	4	12	1	74	37
5	Chhattisgarh	-	-	1	-	1	1	2	-	4	4	4	5	11	10
6	Goa	-	-	-	-	-	-	-	-	1	1	-	-	2	1
7	Gujarat	-	-	-	-	4	2	2	-	11	7	-	-	21	20
8	Haryana	1	-	1	1	2	2	3	2	8	5	-	-	24	17
9	Himachal Pradesh	-	-	-	-	1	1	1	1	1	1	-	-	3	4
10	Jharkhand	-	-	1	-	1	1	3	1	6	2	12	-	38	23
11	Karnataka	-	-	1	1	1	1	1	-	12	10	-	-	39	33
12	Kerala	-	-	1	1	3	-	2	-	8	6	1	1	32	32
13	Madhya Pradesh	-	-	1	1	3	2	1	1	1	2	16	15	41	28
14	Maharashtra	-	-	1	1	2	2	2	2	17	8	-	-	34	20
15	Manipur	-	-	1	1	1	1	1	1	1	1	4	2	3	2
16	Meghalaya	-	-	1	-	1	1	2	1	4	4	-	-	7	7
17	Mizoram	-	-	-	-	-	-	-	-	1	1	1	1	3	3
18	Nagaland	-	-	-	-	1	1	-	1	2	2	2	2	13	12
19	Odisha	-	-	1	1	1	-	1	2	6	3	13	12	57	46
20	Punjab	1	-	2	3	2	3	1	-	19	24	-	-	58	45
21	Rajasthan	1	1	1	-	2	1	3	2	8	2	27	25	20	15
22	Sikkim	-	1	1	-	-	-	1	1	2	2	2	5	5	7
23	Tamil Nadu	Nil	Nil	1	1	1	1	1	-	3	3	5	4	34	32
24	Telangana	-	-	1	1	-	2	4	1	20	17	16	16	36	34
25	Tripura	-	-	-	-	-	-	-	-	1	1	2	2	8	7
26	Uttar Pradesh	-	1	1	1	3	1	1	2	10	11	11	4	66	35
27	Uttarakhand	-	-	-	1	1	-	2	2	-	1	4	3	13	9
28	West Bengal	-	-	1	1	4	2	4	2	8	7	-	1	57	38
29	A & N Islands	-	-	-	-	-	-	-	-	-	-	-	-	1	-
30	Chandigarh	-	-	-	-	-	-	-	-	1	1	-	-	1	1
31	Dadra and Nagar Haveli and Daman and Diu	-	-	-	-	-	-	-	-	-	-	-	-	-	-
32	Delhi	1	1	-	-	-	-	1	1	1	1	1	-	9	9
33	Jammu and Kashmir	-	1	1	-	1	-	2	1	11	17	-	-	52	42
34	Ladakh	-	-	-	-	-	-	-	-	-	1	-	-	-	-
35	Lakshadweep	-	-	-	-	-	-	-	-	-	-	-	-	-	-
36	Puducherry	-	-	-	-	-	-	-	-	1	1	-	-	-	-
	All India	5	6	21	18	42	29	48	27	191	162	156	119	846	630

TABLE 3.2.4 -- (CONTINUED ...)

Sl. No.	STATES/UTs	INSPECTOR /RI		S.I./RSI		A.S.I./ARSI		HEAD CONSTABLE		CONSTABLE		OTHERS IF ANY		TOTAL	
		S	A	S	A	S	A	S	A	S	A	S	A	S	A
(1)	(2)	(17)	(18)	(19)	(20)	(21)	(22)	(23)	(24)	(25)	(26)	(27)	(28)	(29)	(30)
1	Andhra Pradesh	143	127	373	263	-	-	638	505	981	838	10	-	2,243	1,799
2	Arunachal Pradesh	1	10	19	19	11	12	22	165	115	137	-	3	172	350
3	Assam	102	100	441	319	375	261	342	333	648	623	43	43	1,986	1,710
4	Bihar	181	95	763	235	389	262	60	57	492	487	350	41	2,330	1,222
5	Chhattisgarh	47	48	79	49	36	33	62	42	131	45	-	-	378	237
6	Goa	4	4	17	17	8	8	34	34	47	47	-	-	113	112
7	Gujarat	91	76	313	178	472	432	-	-	-	-	-	-	914	715
8	Haryana	77	56	130	92	310	236	809	392	804	773	-	-	2,169	1,576
9	Himachal Pradesh	7	11	29	19	28	20	24	37	84	111	-	-	178	205
10	Jharkhand	214	147	657	491	225	215	56	37	1,112	690	196	185	2,521	1,792
11	Karnataka	74	63	224	123	135	124	483	403	316	133	-	-	1,286	891
12	Kerala	28	28	118	94	206	178	474	422	169	149	153	132	1,195	1,043
13	Madhya Pradesh	200	73	410	199	201	99	657	100	704	400	363	311	2,598	1,231
14	Maharashtra	495	352	464	161	54	54	550	437	897	474	249	139	2,765	1,650
15	Manipur	25	25	99	80	101	21	45	48	193	192	-	-	474	374
16	Meghalaya	39	34	122	93	-	-	36	32	379	339	4	4	595	515
17	Mizoram	12	11	36	19	25	15	28	28	80	59	20	20	206	157
18	Nagaland	23	23	69	56	86	86	221	209	349	346	104	102	870	840
19	Odisha	162	62	179	68	264	270	89	75	340	274	-	-	1,113	813
20	Punjab	201	185	462	328	538	333	868	710	2,549	2,084	249	137	4,950	3,852
21	Rajasthan	129	89	379	225	362	284	298	232	706	587	-	-	1,936	1,463
22	Sikkim	6	4	25	8	21	50	56	67	121	131	20	17	260	293
23	Tamil Nadu	133	131	322	274	Nil	Nil	377	358	404	373	314	224	1,595	1,401
24	Telangana	151	144	392	329	31	31	1,070	556	1,597	921	-	-	3,318	2,052
25	Tripura	21	2	63	17	61	34	3	9	240	158	-	-	399	230
26	Uttar Pradesh	382	350	1,278	496	-	-	1,398	1,312	2,708	1,530	843	354	6,701	4,097
27	Uttarakhand	68	67	267	195	-	-	320	146	472	432	34	36	1,181	892
28	West Bengal	185	121	688	479	666	652	-	-	2,261	1,489	44	39	3,918	2,831
29	A & N Islands	1	1	8	2	5	2	27	12	9	35	-	-	51	52
30	Chandigarh	10	3	26	11	33	32	56	17	72	65	-	-	199	130
31	Dadra and Nagar Haveli and Daman and Diu	-	-	-	-	-	-	-	-	-	-	-	-	-	-
32	Delhi	37	40	186	207	216	190	256	412	134	278	3	5	845	1,144
33	Jammu and Kashmir	80	87	284	134	290	247	522	311	694	609	30	28	1,967	1,477
34	Ladakh	-	4	-	1	-	6	-	3	-	5	-	-	-	20
35	Lakshadweep	-	-	-	-	-	-	-	-	-	-	-	-	-	-
36	Puducherry	7	2	14	6	1	1	28	29	11	7	1	-	63	46
All India		3,336	2,575	8,936	5,287	5,150	4,188	9,909	7,530	19,819	14,821	3,030	1,820	51,489	37,212

TABLE 3.2.5 -- ACTUAL STRENGTH OF WOMEN POLICE IN SPECIAL BRANCH DEALING WITH INTELLIGENCE IN STATES/UTs

AS ON 01.01.2022

Sl. No.	STATES/UTs	DGP/ SPL DG/ ADGP	IGP	DIG	AIGP/ SSP/SP/ COMMANDANT	ADDL. SP/ Dy. COMMANDANT	ASP/ DY.SP/ ASST. COMMANDANT	INSPECTOR/ RI	S.I./ RSI	A.S.I./ ARSI	HEAD CON-STABLE	CON-STABLE	OTHERS IF ANY	TOTAL
(1)	(2)	(3)	(4)	(5)	(6)	(7)	(8)	(9)	(10)	(11)	(12)	(13)	(14)	(15)
1	Andhra Pradesh	0	0	0	0	4	0	4	2	0	1	1	0	12
2	Arunachal Pradesh	0	0	0	0	0	1	0	1	0	7	30	2	41
3	Assam	0	0	0	1	0	5	16	85	16	11	97	1	232
4	Bihar	0	0	0	0	0	2	3	10	14	3	32	4	68
5	Chhattisgarh	0	0	0	0	1	1	6	2	0	5	3	0	18
6	Goa	0	0	0	0	0	0	0	3	4	8	6	0	21
7	Gujarat	0	0	0	0	0	4	2	49	40	0	0	0	95
8	Haryana	0	0	0	0	0	1	1	7	20	17	24	0	70
9	Himachal Pradesh	0	0	0	0	0	0	0	0	0	2	11	0	13
10	Jharkhand	0	0	0	2	0	0	18	53	14	1	68	15	171
11	Karnataka	0	0	0	0	0	0	2	28	6	35	12	0	83
12	Kerala	0	0	0	0	0	0	0	0	0	0	0	0	-
13	Madhya Pradesh	0	0	0	0	4	0	8	53	2	5	70	139	281
14	Maharashtra	0	0	0	3	5	0	26	118	0	35	118	0	305
15	Manipur	0	0	0	0	1	0	1	0	0	4	25	0	31
16	Meghalaya	0	0	0	0	0	0	4	12	0	2	68	0	86
17	Mizoram	0	0	0	0	0	0	2	5	3	4	14	0	28
18	Nagaland	0	0	1	2	0	3	9	9	20	18	101	31	194
19	Odisha	0	0	0	0	1	1	16	3	3	0	6	0	30
20	Punjab	0	0	0	0	0	1	7	31	11	28	191	78	347
21	Rajasthan	0	0	0	0	2	1	22	61	15	18	45	0	164
22	Sikkim	0	0	0	0	0	1	0	0	0	0	10	3	14
23	Tamil Nadu	Nil	1	Nil	Nil	Nil	2	41	14	Nil	19	7	16	100
24	Telangana	0	0	0	1	3	1	1	4	4	6	33	0	53
25	Tripura	0	0	0	0	0	0	1	0	1	1	20	0	23
26	Uttar Pradesh	0	0	0	0	2	4	105	48	0	176	399	37	771
27	Uttarakhand	0	0	1	1	1	3	11	28	0	23	58	0	126
28	West Bengal	0	1	0	1	1	6	4	21	22	0	46	0	102
29	A & N Islands	0	0	0	0	0	0	0	0	0	1	5	0	6
30	Chandigarh	0	0	0	0	0	0	1	0	4	8	27	0	40
31	Dadra and Nagar Haveli and Daman and Diu	0	0	0	0	0	0	0	0	0	0	0	0	-
32	Delhi	1	0	0	1	0	0	2	33	14	18	47	0	116
33	Jammu and Kashmir	0	0	0	1	0	3	6	4	3	14	13	1	45
34	Ladakh	0	0	0	0	0	0	0	0	0	1	1	0	2
35	Lakshadweep	0	0	0	0	0	0	0	0	0	0	0	0	-
36	Puducherry	-	-	-	-	-	-	-	-	-	2	1	-	3
	All India	1	2	2	13	25	40	319	684	216	473	1,589	327	3,691

TABLE 3.2.6-- SANCTIONED (S) & ACTUAL (A) STRENGTH OF CRIME INVESTIGATION DEPARTMENT (CID/CRIME BRANCH (CB)) IN STATES/UTs

AS ON 01.01.2022

Sl. No.	STATES/UTs	DGP/SPL.DGP		ADDL. DGP		IGP		DIG		AIGP/SSP/SP/COMMANDANT		ADDL. SP/Dy. COMMANDANT		ASP/DY.SP/ASSTT. COMMANDANT	
		S	A	S	A	S	A	S	A	S	A	S	A	S	A
(1)	(2)	(3)	(4)	(5)	(6)	(7)	(8)	(9)	(10)	(11)	(12)	(13)	(14)	(15)	(16)
1	Andhra Pradesh	0	0	1	1	2	0	3	2	6	3	8	5	48	39
2	Arunachal Pradesh	0	0	0	0	0	0	0	0	1	1	0	0	2	1
3	Assam	0	0	1	1	1	1	1	1	2	2	0	0	8	7
4	Bihar	0	0	1	2	3	1	2	2	5	4	0	3	79	41
5	Chhattisgarh	0	0	1	0	1	1	1	1	5	3	2	4	9	6
6	Goa	0	0	0	0	0	0	1	1	1	1	0	0	1	1
7	Gujarat	1	1	0	0	2	2	6	6	5	4	0	0	25	22
8	Haryana	1	0	1	2	1	1	1	1	3	3	0	1	8	5
9	Himachal Pradesh	0	0	1	1	1	1	3	0	2	5	0	1	6	5
10	Jharkhand	0	0	1	1	2	0	1	1	4	2	0	0	12	12
11	Karnataka	1	1	2	2	0	0	3	1	10	10	0	0	63	46
12	Kerala	0	0	1	1	3	2	0	0	16	14	0	0	42	42
13	Madhya Pradesh	0	0	2	3	2	1	1	0	1	10	15	3	50	24
14	Maharashtra	0	0	1	1	5	3	3	3	19	17	15	8	32	18
15	Manipur	0	0	0	0	0	0	1	0	2	2	2	1	9	3
16	Meghalaya	0	0	1	0	1	1	1	1	3	2	0	0	4	4
17	Mizoram	0	0	0	0	0	0	0	0	1	1	1	1	1	0
18	Nagaland	0	0	0	0	1	1	1	1	1	1	0	0	2	1
19	Odisha	0	0	1	2	3	1	1	0	3	1	6	4	37	31
20	Punjab	0	0	3	1	1	3	1	1	37	10	0	0	118	9
21	Rajasthan	0	0	3	3	4	3	7	7	13	5	28	32	14	19
22	Sikkim	0	0	0	0	0	1	0	1	1	0	0	1	1	1
23	Tamil Nadu	2	2	3	2	6	3	1	1	16	11	4	4	64	43
24	Telangana	0	1	1	0	3	0	2	3	8	10	9	8	36	36
25	Tripura	0	0	0	1	0	1	1	0	1	3	2	2	7	14
26	Uttar Pradesh	1	1	2	2	2	0	1	2	6	4	10	6	35	7
27	Uttarakhand	0	0	1	0	0	1	1	1	0	1	2	1	4	3
28	West Bengal	0	0	1	1	2	2	5	3	12	6	1	1	35	29
29	A & N Islands	0	0	0	0	0	0	0	0	0	1	0	0	0	1
30	Chandigarh	0	0	0	0	0	0	0	0	0	1	0	0	0	1
31	Dadra and Nagar Haveli and Daman and Diu	0	0	0	0	0	0	0	0	0	0	0	0	0	0
32	Delhi	0	0	1	1	3	1	1	1	4	4	2	0	23	8
33	Jammu and Kashmir	0	1	0	0	1	0	1	0	7	6	0	0	21	14
34	Ladakh	0	0	0	0	0	0	0	0	0	0	0	0	0	0
35	Lakshadweep	0	0	0	0	0	0	0	0	0	0	0	0	0	0
36	Puducherry	-	-	-	-	-	-	-	-	1	1	-	-	-	-
TOTAL		6	7	30	28	50	31	51	41	196	149	107	86	796	493

TABLE 3.2.6-- (CONTINUED ...)

Sl. No.	STATES/UTs	INSPECTOR /RI		S.I./RSI		A.S.I./ARSI		HEAD CONSTABLE		CONSTABLE		OTHERS IF ANY		TOTAL	
		S	A	S	A	S	A	S	A	S	A	S	A	S	A
(1)	(2)	(17)	(18)	(19)	(20)	(21)	(22)	(23)	(24)	(25)	(26)	(27)	(28)	(29)	(30)
1	Andhra Pradesh	87	81	153	102	0	0	148	126	231	163	0	0	687	522
2	Arunachal Pradesh	3	5	8	2	2	0	0	7	12	22	0	2	28	40
3	Assam	78	76	75	68	57	29	23	11	150	118	13	13	409	327
4	Bihar	127	70	256	150	206	137	63	56	467	341	34	7	1,243	814
5	Chhattisgarh	36	21	59	17	1	3	32	39	64	61	52	36	263	192
6	Goa	3	3	7	4	3	3	15	15	20	20	0	0	51	48
7	Gujarat	96	50	57	42	71	41	75	65	144	99	0	0	482	332
8	Haryana	22	15	53	28	89	80	186	151	255	271	0	0	620	558
9	Himachal Pradesh	11	10	28	19	12	12	30	28	72	66	0	0	166	148
10	Jharkhand	63	48	128	48	74	74	39	22	224	187	31	15	579	410
11	Karnataka	61	51	91	54	55	51	360	222	104	28	0	0	750	466
12	Kerala	65	65	82	71	165	153	198	192	303	299	148	141	1,023	980
13	Madhya Pradesh	126	49	118	100	47	71	116	61	201	165	750	188	1,429	675
14	Maharashtra	442	363	213	82	82	69	944	944	790	390	0	0	2,546	1,898
15	Manipur	12	8	22	15	11	3	8	8	40	41	0	0	107	81
16	Meghalaya	23	17	38	31	0	0	7	6	53	44	0	0	131	106
17	Mizoram	12	9	19	16	14	11	11	9	27	26	8	8	94	81
18	Nagaland	2	3	2	5	3	1	0	3	4	26	4	7	20	49
19	Odisha	66	60	47	37	94	96	14	11	126	118	0	0	398	361
20	Punjab	189	20	602	4	1149	8	1180	22	400	27	195	40	3,875	145
21	Rajasthan	73	61	75	42	100	31	202	159	663	608	0	0	1,182	970
22	Sikkim	6	6	9	1	7	9	6	18	43	31	0	6	73	75
23	Tamil Nadu	182	172	272	301	Nil	Nil	515	774	1,030	175	Nil	Nil	2,095	1,488
24	Telangana	127	87	242	120	34	25	146	94	220	175	0	0	828	559
25	Tripura	25	7	57	12	3	2	30	9	16	29	18	8	160	88
26	Uttar Pradesh	200	83	7	26	0	0	49	160	260	44	273	193	846	528
27	Uttarakhand	25	20	5	6	0	0	8	7	48	45	13	17	107	102
28	West Bengal	184	143	660	397	378	370	0	0	819	647	151	105	2,248	1,704
29	A & N Islands	1	4	4	9	2	5	10	26	23	80	0	6	40	132
30	Chandigarh	0	2	0	7	0	15	0	7	0	28	0	3	-	64
31	Dadra and Nagar Haveli and Daman and Diu	0	0	0	0	0	0	0	0	0	0	0	0	-	-
32	Delhi	95	70	295	135	311	165	613	590	864	350	40	0	2,252	1,325
33	Jammu and Kashmir	34	36	128	36	57	50	120	120	395	188	20	15	784	466
34	Ladakh	0	0	0	0	0	0	0	0	0	0	0	0	-	-
35	Lakshadweep	0	0	0	0	0	0	0	0	0	0	0	0	-	-
36	Puducherry	3	2	3	3	-	-	3	3	2	7	-	-	12	16
TOTAL		2,479	1,717	3,815	1,990	3,027	1,514	5,151	3,965	8,070	4,919	1,750	810	25,528	15,750

TABLE 3.2.7-- ACTUAL STRENGTH OF WOMEN POLICE IN CRIME INVESTIGATION DEPARTMENT (CID/CRIME BRANCH (CB)) IN STATES/UTs

AS ON 01.01.2022

Sl. No.	STATES/UTs	DGP/ ADDL. DGP	IGP	DIG	AIGP/ SSP/ SP/ COM-MAN-DANT	ADDL. SP/DY. COM-MAN-DANT	ASP/ DY.SP/ ASSTT. COM-MAN-DANT	IN-SPEC-TOR/ RI	S.I./ RSI	A.S.I./ ARSI	HEAD CON-STA-BLE	CON-STA-BLE	OTH-ERS IF ANY	TO-TAL
(1)	(2)	(3)	(4)	(5)	(6)	(7)	(8)	(9)	(10)	(11)	(12)	(13)	(14)	(15)
1	Andhra Pradesh	-	-	-	2	1	2	3	7	-	5	20	-	40
2	Arunachal Pradesh	-	-	-	-	-	1	1	-	-	-	6	-	8
3	Assam	-	-	1	-	-	1	6	4	-	-	20	-	32
4	Bihar	-	-	1	1	-	2	2	8	12	6	37	-	69
5	Chhattisgarh	-	-	1	1	2	2	4	5	-	6	22	12	55
6	Goa	-	-	-	-	-	-	-	-	3	1	-	-	4
7	Gujarat	-	-	1	-	-	6	6	9	10	14	11	-	57
8	Haryana	1	1	-	1	-	-	2	4	11	7	-	-	27
9	Himachal Pradesh	-	-	-	-	-	-	-	-	-	2	9	-	11
10	Jharkhand	-	-	-	-	-	2	9	12	6	5	22	1	57
11	Karnataka	-	-	-	2	-	6	1	3	4	45	4	-	65
12	Kerala	-	-	-	-	-	-	-	1	-	22	87	-	110
13	Madhya Pradesh	1	-	-	1	3	6	13	24	5	12	63	108	236
14	Maharashtra	-	-	-	2	2	1	37	44	-	55	26	-	167
15	Manipur	-	-	-	-	-	-	-	-	-	-	-	-	-
16	Meghalaya	-	-	-	1	-	1	-	-	-	-	2	-	4
17	Mizoram	-	-	-	-	-	-	3	3	-	4	1	-	11
18	Nagaland	-	-	-	-	-	-	-	3	-	-	-	-	3
19	Odisha	1	-	-	-	-	9	45	4	6	-	11	-	76
20	Punjab	-	-	-	2	-	-	4	-	2	2	7	21	38
21	Rajasthan	1	-	1	1	9	1	8	3	2	4	95	-	125
22	Sikkim	-	1	-	-	-	1	-	-	1	5	6	-	14
23	Tamil Nadu	-	-	-	2	3	2	119	55	Nil	193	32	Nil	406
24	Telangana	-	-	1	2	1	1	5	4	5	5	17	-	41
25	Tripura	-	-	-	2	-	1	-	2	-	2	3	-	10
26	Uttar Pradesh	-	-	1	1	-	-	6	2	-	43	17	18	88
27	Uttarakhand	-	1	-	-	-	-	3	1	-	-	16	3	24
28	West Bengal	-	-	-	1	1	6	21	28	18	-	25	-	100
29	A & N Islands	-	-	-	-	-	-	2	-	3	2	22	-	29
30	Chandigarh	-	-	-	-	-	-	-	-	-	1	5	-	6
31	Dadra and Nagar Haveli and Daman and Diu	-	-	-	-	-	-	-	-	-	-	-	-	-
32	Delhi	-	-	-	1	-	-	1	13	2	66	13	-	96
33	Jammu and Kashmir	-	-	-	1	-	-	2	-	-	1	5	-	9
34	Ladakh	-	-	-	-	-	-	-	-	-	-	-	-	-
35	Lakshadweep	-	-	-	-	-	-	-	-	-	-	-	-	-
36	Puducherry	-	-	-	-	-	-	-	1	-	1	3	-	5
	TOTAL	4	3	7	24	22	51	303	240	90	509	607	163	2,023

TABLE 3.2.8-- SANCTIONED (S) & ACTUAL (A) STRENGTH OF VARIOUS RANKS IN SPECIAL OPERATIONS GROUP UNITS DEALING WITH INSURGENTS/ EXTREMISTS/ TERRORISTS IN STATES/UTs

AS ON 01.01.2022

Sl. No.	STATES/UTs	No. OF UNITS	DGP/ SPL. DGP		ADDL.DGP		IGP		DIG		AIGP/SSP/ SP/ COM-MANDANT		ADDL. SP/ DY. COM-MANDANT		ASP/DY.SP/ ASSTT. COMMANDANT	
			S	A	S	A	S	A	S	A	S	A	S	A	S	A
(1)	(2)	(3)	(4)	(5)	(6)	(7)	(8)	(9)	(10)	(11)	(12)	(13)	(14)	(15)	(16)	(17)
1	Andhra Pradesh	2	-	-	1	1	1	-	1	-	6	5	7	4	25	21
2	Arunachal Pradesh	-	-	-	-	-	-	-	-	-	-	-	-	-	-	-
3	Assam	1	-	-	-	-	-	-	-	-	1	1	-	-	1	1
4	Bihar	2	-	-	2	2	-	-	2	2	3	2	25	7	59	16
5	Chhattisgarh	1	-	-	-	-	-	-	2	1	5	-	5	2	36	5
6	Goa	1	-	-	-	-	-	-	-	-	-	-	-	-	1	1
7	Gujarat	1	-	-	1	-	1	1	2	2	2	1	-	-	4	4
8	Haryana	-	-	-	-	-	1	1	-	1	-	-	2	3	6	6
9	Himachal Pradesh	-	-	-	-	-	-	-	-	-	-	-	-	-	-	-
10	Jharkhand	2	-	-	-	-	1	-	1	1	3	4	-	2	50	18
11	Karnataka	1	-	-	1	1	2	1	2	1	4	4	6	6	14	12
12	Kerala	1	-	-	-	-	-	-	-	-	1	1	-	1	1	2
13	Madhya Pradesh	11	-	-	-	-	1	1	-	-	1	-	3	2	9	9
14	Maharashtra	-	-	-	1	1	-	-	-	-	9	8	6	6	34	17
15	Manipur	-	-	-	-	-	-	-	-	-	-	-	-	3	8	4
16	Meghalaya	1	-	-	-	-	-	-	-	-	1	1	2	1	7	6
17	Mizoram	-	-	-	-	-	-	-	-	-	-	-	-	-	-	-
18	Nagaland	-	-	-	-	-	-	-	-	-	-	-	-	-	-	-
19	Odisha	3	-	-	-	-	-	-	-	-	4	1	8	9	42	16
20	Punjab	1	-	-	-	-	1	1	-	-	1	1	1	-	4	3
21	Rajasthan	17	-	-	1	1	2	1	2	3	2	1	20	16	8	8
22	Sikkim	-	-	-	-	-	-	-	-	-	-	-	-	-	-	-
23	Tamil Nadu	1	Nil	Nil	1	1	Nil	Nil	Nil	Nil	2	2	7	4	1	1
24	Telangana	-	-	-	-	1	1	-	1	-	4	3	5	4	30	18
25	Tripura	-	-	-	-	-	-	-	-	-	-	-	-	-	-	-
26	Uttar Pradesh	-	-	-	-	1	2	-	2	-	2	2	20	5	39	27
27	Uttarakhand	-	-	-	-	-	-	-	-	-	-	-	-	-	-	-
28	West Bengal	3	-	-	1	-	-	1	4	1	10	2	6	-	41	7
29	A & N Islands	-	-	-	-	-	-	-	-	-	-	-	-	-	-	-
30	Chandigarh	1	-	-	-	-	-	-	-	-	1	1	-	-	2	1
31	Dadra and Nagar Haveli and Daman and Diu	-	-	-	-	-	-	-	-	-	-	-	-	-	-	-
32	Delhi	-	-	-	1	1	3	1	1	-	4	7	2	1	23	9
33	Jammu and Kashmir	-	-	-	-	-	-	-	-	-	7	13	-	-	44	52
34	Ladakh	-	-	-	-	-	-	-	-	-	-	-	-	-	-	-
35	Lakshadweep	-	-	-	-	-	-	-	-	-	-	-	-	-	-	-
36	Puducherry	-	-	-	-	-	-	-	-	-	-	-	-	-	-	-
TOTAL		50	-	-	10	10	16	8	20	12	73	60	125	76	489	264

TABLE 3.2.8-- (CONTINUED ...)

SI. No.	STATES/UTs	INSPECTOR /RI		S.I./RSI		A.S.I./ARSI		HEAD CONSTABLE		CONSTABLE		OTHERS IF ANY		TOTAL	
		S	A	S	A	S	A	S	A	S	A	S	A	S	A
(1)	(2)	(18)	(19)	(20)	(21)	(22)	(23)	(24)	(25)	(26)	(27)	(28)	(29)	(31)	(30)
1	Andhra Pradesh	94	84	215	180	-	-	458	404	1,586	835	91	52	2,485	1,586
2	Arunachal Pradesh	-	-	-	-	-	-	-	-	-	-	-	-	0	0
3	Assam	6	5	-	1	-	2	-	2	5	3	4	3	17	18
4	Bihar	27	21	217	112	46	28	352	34	1,836	1,439	-	-	2,569	1,663
5	Chhattisgarh	67	53	98	23	126	93	564	538	1,673	1,558	173	122	2,749	2,395
6	Goa	2	2	14	9	-	-	9	9	50	50	-	-	76	71
7	Gujarat	12	7	18	13	16	8	44	13	114	25	18	12	232	86
8	Haryana	7	9	22	4	42	29	62	38	162	103	3	-	307	194
9	Himachal Pradesh	6	1	9	4	4	5	6	3	19	9	-	-	44	22
10	Jharkhand	59	45	293	97	88	182	684	379	2,485	1,758	1	285	3,665	2,771
11	Karnataka	56	54	36	18	4	2	148	116	415	330	31	5	719	550
12	Kerala	5	2	10	12	17	1	139	151	390	390	6	6	569	566
13	Madhya Pradesh	16	24	44	10	1	14	67	40	88	111	24	18	254	229
14	Maharashtra	237	165	526	442	440	410	1,804	1,710	6,695	6,368	-	-	9,752	9,127
15	Manipur	16	23	82	97	54	34	108	402	1,592	1,310	-	-	1,860	1,873
16	Meghalaya	20	11	39	62	3	2	75	34	660	585	60	49	867	751
17	Mizoram	-	-	-	-	-	-	-	-	-	-	-	-	0	0
18	Nagaland	-	-	-	-	-	-	-	-	-	-	-	-	-	-
19	Odisha	77	23	139	120	3	2	324	293	1,474	1,353	-	-	2,071	1,817
20	Punjab	4	-	11	-	41	21	45	16	188	159	-	-	296	201
21	Rajasthan	52	32	89	14	38	11	49	68	248	212	-	-	511	367
22	Sikkim	-	-	-	-	-	-	-	-	-	-	-	-	-	-
23	Tamil Nadu	15	12	49	40	Nil	Nil	89	62	258	195	-	-	422	317
24	Telangana	75	57	182	148	10	10	437	315	1,563	985	-	-	2,308	1,541
25	Tripura	-	-	-	-	-	-	-	-	-	-	-	-	0	0
26	Uttar Pradesh	58	43	159	79	-	-	234	234	1,240	670	388	143	2,144	1,204
27	Uttarakhand	-	-	-	-	-	-	-	-	-	-	-	-	0	0
28	West Bengal	79	14	246	124	452	67	-	-	2,340	957	19	18	3,198	1,191
29	A & N Islands	-	-	-	-	-	-	-	-	-	-	-	-	0	0
30	Chandigarh	4	1	15	3	15	20	24	14	77	76	-	-	138	116
31	Dadra and Nagar Haveli and Daman and Diu	-	-	-	-	-	-	-	-	-	-	-	-	0	0
32	Delhi	95	54	295	237	311	189	613	378	864	624	40	14	2,252	1,515
33	Jammu and Kashmir	18	117	45	213	88	270	287	798	1,627	2,306	172	251	2,288	4,020
34	Ladakh	-	-	-	1	-	-	-	7	-	8	-	-	0	16
35	Lakshadweep	-	-	-	-	-	-	-	-	-	-	-	-	0	0
36	Puducherry	-	-	-	-	-	-	-	-	-	-	-	-	0	0
TOTAL		1,107	859	2,853	2,063	1,799	1,400	6,622	6,058	27,649	22,419	1,030	978	41,793	34,207

TABLE 3.2.9 (A)-- ACTUAL STRENGTH OF WOMEN POLICE IN VARIOUS RANKS IN SPECIAL OPERATIONS GROUP UNITS DEALING WITH INSURGENTS/ EXTREMISTS/ TERRORISTS IN STATES/UTs

AS ON 01.01.2022

Sl. No.	STATES/UTs	No. OF UNITS	DGP/ SPL. DGP	ADGP	IGP	DIG	AIGP/ SSP/ SP/ COMMANDANT	ADDL. SP/ DY. COM-MANDANT	ASP/ DY.SP/ ASSTT. COMMANDANT
(1)	(2)	(3)	(4)	(5)	(6)	(7)	(8)	(9)	(10)
1	Andhra Pradesh	0	0	0	0	0	0	0	0
2	Arunachal Pradesh	0	0	0	0	0	0	0	0
3	Assam	1	0	0	0	0	0	1	0
4	Bihar	2	0	0	0	0	0	0	0
5	Chhattisgarh	1	0	0	0	0	0	1	0
6	Goa	1	0	0	0	0	0	0	0
7	Gujarat	0	0	0	0	0	0	0	0
8	Haryana	0	0	0	0	0	0	0	0
9	Himachal Pradesh	0	0	0	0	0	0	0	0
10	Jharkhand	0	0	0	0	0	0	0	0
11	Karnataka	1	0	0	0	0	0	1	0
12	Kerala	0	0	0	0	0	0	0	0
13	Madhya Pradesh	0	0	0	0	0	0	0	2
14	Maharashtra	5	0	0	0	0	0	0	0
15	Manipur	0	0	0	0	0	0	0	0
16	Meghalaya	0	0	0	0	0	0	1	2
17	Mizoram	0	0	0	0	0	0	0	0
18	Nagaland	0	0	0	0	0	0	0	0
19	Odisha	0	0	0	0	0	0	0	0
20	Punjab	0	0	0	0	0	0	0	0
21	Rajasthan	0	0	0	0	0	0	2	0
22	Sikkim	0	0	0	0	0	0	0	0
23	Tamil Nadu	1	Nil	Nil	Nil	Nil	Nil	Nil	Nil
24	Telangana	0	0	0	0	0	0	0	0
25	Tripura	0	0	0	0	0	0	0	0
26	Uttar Pradesh	0	0	0	0	0	0	0	1
27	Uttarakhand	0	0	0	0	0	0	0	0
28	West Bengal	0	0	0	0	0	0	0	0
29	A & N Islands	0	0	0	0	0	0	0	0
30	Chandigarh	1	0	0	0	0	0	0	0
31	Dadra and Nagar Haveli and Daman and Diu	0	0	0	0	0	0	0	0
32	Delhi	0	0	0	0	0	0	0	1
33	Jammu and Kashmir	0	0	0	0	0	0	0	0
34	Ladakh	0	0	0	0	0	0	0	0
35	Lakshadweep	0	0	0	0	0	0	0	0
36	Puducherry	-	-	-	-	-	-	-	-
TOTAL		13	0	0	0	0	0	6	6

TABLE 3.2.9 (A)-- (CONTINUED...)

Sl. No.	STATES/UTs	INSPECTOR /RI	S.I./RSI	A.S.I./ ARSI	HEAD CON-STABLE	CONSTA-BLE	OTHERS IF ANY	TOTAL
(1)	(2)	(11)	(12)	(13)	(14)	(15)	(16)	(17)
1	Andhra Pradesh	0	0	0	0	0	0	0
2	Arunachal Pradesh	0	0	0	0	0	0	0
3	Assam	1	0	0	0	0	0	2
4	Bihar	0	2	1	0	18	0	21
5	Chhattisgarh	0	0	1	0	1	0	3
6	Goa	0	0	0	1	0	0	1
7	Gujarat	0	3	0	0	0	0	3
8	Haryana	0	0	0	0	0	0	0
9	Himachal Pradesh	0	0	0	0	1	0	1
10	Jharkhand	0	0	0	0	0	0	0
11	Karnataka	4	0	0	0	0	0	5
12	Kerala	0	0	0	4	30	0	34
13	Madhya Pradesh	3	0	0	0	4	3	12
14	Maharashtra	9	4	0	2	2	0	17
15	Manipur	0	0	0	29	9	0	38
16	Meghalaya	0	5	0	0	65	0	73
17	Mizoram	0	0	0	0	0	0	0
18	Nagaland	0	0	0	0	0	0	0
19	Odisha	0	0	0	0	0	0	0
20	Punjab	0	0	0	0	0	0	0
21	Rajasthan	9	3	1	1	10	0	26
22	Sikkim	0	0	0	0	0	0	0
23	Tamil Nadu	1	Nil	Nil	Nil	1	Nil	2
24	Telangana	1	0	0	3	1	0	5
25	Tripura	0	0	0	0	0	0	0
26	Uttar Pradesh	0	2	0	0	40	0	43
27	Uttarakhand	0	0	0	0	0	0	0
28	West Bengal	0	1	0	0	8	0	9
29	A & N Islands	0	0	0	0	0	0	0
30	Chandigarh	0	0	0	1	18	0	19
31	Dadra and Nagar Haveli and Daman and Diu	0	0	0	0	0	0	0
32	Delhi	1	19	9	13	90	0	133
33	Jammu and Kashmir	0	0	0	0	0	0	0
34	Ladakh	0	0	0	0	0	0	0
35	Lakshadweep	0	0	0	0	0	0	0
36	Puducherry	-	-	-	-	-	-	0
TOTAL		29	39	12	54	298	3	447

TABLE 3.2.9 (B)-- ACTUAL (A) STRENGTH OF ANTI CORRUPTION BUREAU(ACB)/ VIGILANCE DEPARTMENT IN STATES/ UTs

AS ON 01.01.2022

Sl. No.	STATES/UTs	DGP/ ADDL. DGP	IGP	DIG	AIGP/SSP/ SP/ COMMAN-DANT	ADDL. SP/DY. COMMAN-DANT	ASP/DY.SP/ ASSTT. COM-MANDANT	INSPECTOR /RI
(1)	(2)	(3)	(4)	(5)	(6)	(7)	(8)	(9)
1	Andhra Pradesh	2	0	3	2	5	29	75
2	Arunachal Pradesh	0	0	0	1	0	1	9
3	Assam	1	1	1	4	1	5	13
4	Bihar	2	0	3	5	2	27	40
5	Chhattisgarh	0	0	1	1	0	15	29
6	Goa	0	0	0	1	0	1	4
7	Gujarat	0	0	2	0	0	13	61
8	Haryana	3	2	2	7	0	17	59
9	Himachal Pradesh	1	1	1	4	0	17	56
10	Jharkhand	1	1	1	4	1	24	52
11	Karnataka	2	0	0	31	0	72	157
12	Kerala	1	1	0	7	0	34	92
13	Madhya Pradesh	1	0	0	1	0	1	4
14	Maharashtra	3	0	1	7	16	94	169
15	Manipur	0	0	0	1	3	5	11
16	Meghalaya	0	0	1	0	0	1	1
17	Mizoram	0	0	1	1	1	3	5
18	Nagaland	0	0	1	4	2	5	6
19	Odisha	2	1	1	5	18	45	91
20	Punjab	3	0	1	12	0	29	41
21	Rajasthan	3	4	4	7	62	33	110
22	Sikkim	1	0	1	2	0	5	3
23	Tamil Nadu	1	2	1	4	4	35	99
24	Telangana	2	0	0	7	2	19	61
25	Tripura	0	0	0	0	0	2	3
26	Uttar Pradesh	4	0	2	9	8	9	162
27	Uttarakhand	0	0	1	1	0	4	20
28	West Bengal	2	0	1	1	0	12	34
29	A & N Islands	0	0	0	1	0	0	6
30	Chandigarh	0	0	0	0	0	1	1
31	Dadra and Nagar Haveli and Daman and Diu	0	0	0	0	0	1	1
32	Delhi	1	0	1	1	0	7	12
33	Jammu and Kashmir	0	1	0	10	0	20	102
34	Ladakh	0	0	0	0	0	0	0
35	Lakshadweep	0	0	0	0	0	1	0
36	Puducherry	-	-	-	1	-	-	2
TOTAL		36	14	31	142	125	587	1,591

TABLE 3.2.9 (B)-- (CONTINUED ...)

SI. No.	STATES/UTs	S.I./RSI	A.S.I./ ARSI	HEAD CONSTABLE	CONSTABLE	OTHERS IF ANY	TOTAL
(1)	(2)	(10)	(11)	(12)	(13)	(14)	(15)
1	Andhra Pradesh	39	11	88	191	288	733
2	Arunachal Pradesh	0	0	5	17	0	33
3	Assam	3	1	0	32	0	62
4	Bihar	24	23	10	48	2	186
5	Chhattisgarh	6	3	10	51	2	118
6	Goa	3	3	7	15	0	34
7	Gujarat	0	90	64	24	57	311
8	Haryana	22	44	80	176	0	412
9	Himachal Pradesh	41	9	37	149	0	316
10	Jharkhand	12	24	12	194	4	330
11	Karnataka	2	4	191	250	148	857
12	Kerala	3	68	134	359	119	818
13	Madhya Pradesh	2	3	2	3	5	22
14	Maharashtra	0	68	206	286	0	850
15	Manipur	5	0	0	24	0	49
16	Meghalaya	0	0	0	4	0	7
17	Mizoram	6	4	5	17	11	54
18	Nagaland	11	5	4	10	5	53
19	Odisha	17	85	6	217	42	530
20	Punjab	17	18	48	297	81	547
21	Rajasthan	39	30	172	616	10	1,090
22	Sikkim	0	15	23	28	0	78
23	Tamil Nadu	26	Nil	117	245	Nil	534
24	Telangana	7	15	38	83	0	234
25	Tripura	1	0	0	7	0	13
26	Uttar Pradesh	47	0	239	80	103	663
27	Uttarakhand	3	4	6	46	18	103
28	West Bengal	22	22	0	101	0	195
29	A & N Islands	2	1	2	7	0	19
30	Chandigarh	1	7	10	13	0	33
31	Dadra and Nagar Haveli and Daman and Diu	1	0	2	4	0	9
32	Delhi	66	71	64	49	12	284
33	Jammu and Kashmir	5	7	49	116	28	338
34	Ladakh	0	0	0	0	0	0
35	Lakshadweep	0	0	0	2	0	3
36	Puducherry	1	-	6	7	1	18
TOTAL		434	635	1,637	3,768	936	9,936

TABLE 3.2.9 (C)-- ACTUAL STRENGTH OF SPECIAL TASK FORCE IN STATES/UTs (DEALING WITH ORGANIZED CRIME)

AS ON 01.01.2022

Sl. No.	STATES/UTs	DGP/ SPL DG/ ADGP	IGP	DIG	AIGP/SSP/SP/ COMMAN- DANT	ADDL. SP/DY. COMMAN- DANT	ASP/DY.SP/ ASSTT. COM- MANDANT	INSPECTOR /RI
(1)	(2)	(3)	(4)	(5)	(6)	(7)	(8)	(9)
1	Andhra Pradesh	-	-	1	1	13	3	28
2	Arunachal Pradesh	-	-	-	-	-	-	-
3	Assam	1	1	-	-	2	2	7
4	Bihar	1	-	1	2	6	16	12
5	Chhattisgarh	-	-	-	-	-	-	-
6	Goa	NA	NA	NA	NA	NA	NA	NA
7	Gujarat	NA	NA	NA	NA	NA	NA	NA
8	Haryana	-	1	1	3	-	6	9
9	Himachal Pradesh	-	-	-	-	-	-	-
10	Jharkhand	-	-	-	-	-	-	-
11	Karnataka	-	-	-	-	-	3	1
12	Kerala	-	-	-	-	-	-	-
13	Madhya Pradesh	1	-	-	4	-	18	35
14	Maharashtra	1	2	1	9	6	21	189
15	Manipur	-	-	-	-	-	-	-
16	Meghalaya	-	-	-	1	3	11	13
17	Mizoram	-	-	-	-	-	-	-
18	Nagaland	-	-	-	-	1	2	1
19	Odisha	-	-	1	1	1	7	8
20	Punjab	1	2	1	5	1	13	6
21	Rajasthan	-	-	-	-	-	-	-
22	Sikkim	-	-	-	-	-	-	-
23	Tamil Nadu	-	1	Nil	1	-	3	8
24	Telangana	-	-	-	-	1	3	30
25	Tripura	-	-	-	1	-	-	1
26	Uttar Pradesh	1	-	-	2	4	8	23
27	Uttarakhand	-	-	1	1	-	4	9
28	West Bengal	1	1	2	2	2	10	21
29	A & N Islands	-	-	-	-	-	-	-
30	Chandigarh	-	-	-	-	-	-	-
31	Dadra and Nagar Haveli and Daman and Diu	-	-	-	-	-	-	-
32	Delhi	-	-	-	-	-	-	-
33	Jammu and Kashmir	-	-	-	1	-	2	10
34	Ladakh	-	-	-	-	-	-	-
35	Lakshadweep	-	-	-	-	-	-	-
36	Puducherry	-	-	-	-	-	-	1
TOTAL		7	8	9	34	40	132	412

TABLE 3.2.9 (C)-- (CONTINUED ...)

SI. No.	STATES/UTs	S.I./RSI	A.S.I./ ARSI	HEAD CONSTABLE	CONSTABLE	OTHERS IF ANY	TOTAL
(1)	(2)	(10)	(11)	(12)	(13)	(14)	(15)
1	Andhra Pradesh	13	4	34	170	3,016	3,283
2	Arunachal Pradesh	-	-	-	-	-	-
3	Assam	2	7	6	15	-	43
4	Bihar	77	14	23	1,274	-	1,426
5	Chhattisgarh	-	-	-	-	-	-
6	Goa	NA	NA	NA	NA	NA	-
7	Gujarat	NA	NA	NA	NA	NA	-
8	Haryana	4	29	38	103	-	194
9	Himachal Pradesh	-	-	-	-	-	-
10	Jharkhand	-	-	-	-	-	-
11	Karnataka	1	4	1	2	-	12
12	Kerala	-	-	-	-	-	-
13	Madhya Pradesh	33	36	115	237	36	515
14	Maharashtra	442	422	1,721	6,431	-	9,245
15	Manipur	-	-	-	-	-	-
16	Meghalaya	41	-	2	80	-	151
17	Mizoram	-	-	-	-	-	-
18	Nagaland	9	-	35	180	13	241
19	Odisha	4	4	2	24	-	52
20	Punjab	20	46	105	241	6	447
21	Rajasthan	-	-	-	-	-	-
22	Sikkim	-	-	-	-	-	-
23	Tamil Nadu	12	Nil	70	80	2	177
24	Telangana	52	14	75	264	-	439
25	Tripura	1	-	16	36	-	55
26	Uttar Pradesh	41	-	128	119	114	440
27	Uttarakhand	17	1	8	41	7	89
28	West Bengal	69	18	-	197	18	341
29	A & N Islands	-	-	-	-	-	-
30	Chandigarh	-	-	-	-	-	-
31	Dadra and Nagar Haveli and Daman and Diu	-	-	-	-	-	-
32	Delhi	-	-	-	-	-	-
33	Jammu and Kashmir	2	7	6	35	-	63
34	Ladakh	-	-	-	-	-	-
35	Lakshadweep	-	-	-	-	-	-
36	Puducherry	1	-	3	18	-	23
TOTAL		841	606	2,388	9,547	3,212	17,236

TABLE 3.2.9 (D)-- SANCTIONED (S) & ACTUAL (A) STRENGTH OF DIFFERENT RANKS IN SDRF (DISASTER RESPONSE) IN STATES/UTs

AS ON 01.01.2022

Sl. No.	STATES/UTs	NO. OF ACTUAL BATTALIONS	DGP/ SPL. DGP		ADDL. DGP		IGP		DIG		AIGP/ SSP/SP/ COMMANDANT		ADDL. SP/ Dy. COM-MANDANT		ASP/ DY.SP/ ASSTT. COMMAN-DANT	
			S	A	S	A	S	A	S	A	S	A	S	A	S	A
(1)	(2)	(3)	(4)	(5)	(6)	(7)	(8)	(9)	(10)	(11)	(12)	(13)	(14)	(15)	(16)	(17)
1	Andhra Pradesh	1	-	-	-	-	-	-	-	-	-	-	-	-	6	4
2	Arunachal Pradesh	0	-	-	-	-	-	-	-	-	-	1	-	-	-	1
3	Assam	3	-	-	-	-	-	-	-	-	-	-	-	-	5	-
4	Bihar	1	-	-	-	-	-	-	-	-	1	1	4	2	8	-
5	Chhattisgarh	7	-	-	1	1	-	-	1	1	7	6	-	-	-	-
6	Goa	NA	NA	NA	NA	NA	NA	NA	NA	NA	NA	NA	NA	NA	NA	NA
7	Gujarat ^	11	-	-	-	-	-	-	-	-	-	-	-	-	-	-
8	Haryana	0	-	-	-	-	-	-	-	-	1	-	1	-	12	-
9	Himachal Pradesh	0	-	-	-	-	-	-	-	-	1	1	-	-	3	3
10	Jharkhand	0	-	-	-	-	-	-	-	-	1	-	-	-	2	-
11	Karnataka	4	1	1	-	-	-	-	-	-	-	-	4	1	-	-
12	Kerala	0	-	-	-	-	-	-	-	-	-	-	-	-	-	-
13	Madhya Pradesh	4	-	-	1	-	-	-	1	1	1	1	-	-	5	3
14	Maharashtra	2	-	-	-	-	-	-	-	-	-	-	-	-	2	1
15	Manipur	1	-	-	-	-	-	-	-	-	1	1	1	-	-	-
16	Meghalaya	0	-	-	-	-	-	-	-	-	-	-	-	-	-	-
17	Mizoram	8	-	-	-	-	-	-	-	-	-	-	-	-	-	-
18	Nagaland	1	-	-	1	1	1	1	1	1	1	1	-	-	3	3
19	Odisha	20	-	-	-	1	-	-	-	-	-	20	-	-	1	1
20	Punjab	0	-	-	-	-	-	-	-	-	-	1	-	-	-	1
21	Rajasthan	1	-	-	1	1	-	-	-	-	1	1	2	3	6	3
22	Sikkim	4	-	-	-	-	-	-	-	-	-	-	-	-	-	-
23	Tamil Nadu	1	Nil	Nil	Nil	Nil	Nil	Nil	Nil	Nil	1	1	1	-	6	3
24	Telangana	0	-	-	-	-	-	-	-	-	-	-	-	-	-	-
25	Tripura	0	-	-	-	-	-	-	-	-	-	-	-	-	4	4
26	Uttar Pradesh	1	-	-	-	-	-	-	-	-	1	1	2	1	7	3
27	Uttarakhand	1	-	-	-	-	-	1	1	1	1	1	2	1	5	2
28	West Bengal	0	-	-	-	1	-	1	-	1	-	1	-	-	-	3
29	A & N Islands	0	-	-	-	-	-	-	-	-	-	-	-	-	-	-
30	Chandigarh	0	-	-	-	-	-	-	-	-	-	-	-	-	-	-
31	Dadra and Nagar Haveli and Daman and Diu	0	-	-	-	-	-	-	-	-	-	-	-	-	-	-
32	Delhi	0	-	-	-	-	-	-	-	-	-	-	-	-	-	-
33	Jammu and Kashmir	2	-	-	-	-	-	-	-	-	2	2	-	-	8	6
34	Ladakh	0	-	-	-	-	-	-	-	-	-	-	-	-	2	1
35	Lakshadweep	0	-	-	-	-	-	-	-	-	-	-	-	-	-	-
36	Puducherry	-	-	-	-	-	-	-	-	-	-	-	-	-	-	-
TOTAL		73	1	1	4	5	1	3	4	5	20	40	17	8	85	42

^ There is no sanctioned Strength of SDRF, but state reserve police is working as SDRF in these states.

TABLE 3.2.9 (D)-- (CONTINUED ...)

SI. No.	STATES/UTs	INSPECTOR /RI		S.I./RSI		A.S.I./ ARSI		HEAD CONSTABLE		CONSTABLE		OTHERS IF ANY		TOTAL	
		S	A	S	A	S	A	S	A	S	A	S	A	S	A
(1)	(2)	(18)	(19)	(20)	(21)	(22)	(23)	(24)	(25)	(26)	(27)	(28)	(29)	(30)	(31)
1	Andhra Pradesh	6	6	12	12	12	11	108	100	408	368	48	2	600	503
2	Arunachal Pradesh	-	-	-	3	-	-	-	7	-	79	-	-	-	91
3	Assam	15	9	45	1	18	10	45	24	585	292	24	12	737	348
4	Bihar	52	10	213	39	4	-	500	57	750	514	177	84	1,709	707
5	Chhattisgarh	-	-	7	7	-	-	-	-	-	-	245	204	261	219
6	Goa	NA	NA	NA	NA	NA	NA	NA	NA	NA	NA	NA	NA	-	-
7	Gujarat ^	-	10	-	28	-	67	-	106	-	833	-	-	-	1,044
8	Haryana	32	1	134	13	4	10	299	116	579	234	-	-	1,062	374
9	Himachal Pradesh	6	5	24	5	1	1	36	20	227	106	-	-	298	141
10	Jharkhand	8	5	8	6	-	-	14	-	80	55	19	-	132	66
11	Karnataka	6	-	64	-	-	-	84	6	228	12	24	-	411	20
12	Kerala	-	-	-	-	-	-	-	-	-	-	-	-	-	-
13	Madhya Pradesh	6	6	20	17	-	-	32	19	550	545	66	26	682	618
14	Maharashtra	8	7	20	11	-	-	40	40	174	159	184	89	428	307
15	Manipur	-	-	-	5	-	5	-	30	-	175	-	-	2	216
16	Meghalaya	-	-	-	-	-	-	-	-	-	-	-	-	-	-
17	Mizoram	-	5	-	22	-	-	-	125	-	274	-	78	-	504
18	Nagaland	5	5	8	8	8	8	-	-	8	8	240	212	276	248
19	Odisha	-	-	8	16	8	10	72	131	258	600	534	70	881	849
20	Punjab	-	1	-	2	-	10	-	2	-	29	-	-	-	46
21	Rajasthan	8	4	30	18	-	-	100	73	800	678	52	49	1,000	830
22	Sikkim	-	-	-	-	4	4	4	4	120	120	-	-	128	128
23	Tamil Nadu	8	8	22	15	Nil	Nil	124	71	824	824	-	-	986	922
24	Telangana	-	-	-	-	-	-	-	-	-	-	-	-	-	-
25	Tripura	4	4	12	12	-	-	60	60	372	372	128	128	580	580
26	Uttar Pradesh	20	6	57	16	-	-	97	15	511	559	333	57	1,028	658
27	Uttarakhand	25	16	99	30	27	11	88	41	540	327	76	53	864	484
28	West Bengal	-	4	-	16	-	61	-	-	-	600	-	153	-	841
29	A & N Islands	-	-	-	-	-	-	-	-	-	-	-	-	-	-
30	Chandigarh	-	-	-	-	-	-	-	-	-	-	-	-	-	-
31	Dadra and Nagar Haveli and Daman and Diu	-	-	-	-	-	-	-	-	-	-	-	-	-	-
32	Delhi	-	-	-	-	-	-	-	-	-	-	-	-	-	-
33	Jammu and Kashmir	28	11	92	25	116	108	272	260	1,032	932	8	6	1,558	1,350
34	Ladakh	1	1	-	-	-	-	3	3	36	33	306	171	348	209
35	Lakshadweep	-	-	-	-	-	-	-	-	-	-	-	-	-	-
36	Puducherry	-	-	-	-	-	-	-	-	-	-	-	-	-	-
TOTAL		238	124	875	327	202	316	1,978	1,310	8,082	8,728	2,464	1,394	13,971	12,303

^ There is no sanctioned Strength of SDRF, but state reserve police is working as SDRF in these states.

TABLE 3.2.10 -- SANCTIONED (S) AND ACTUAL (A) STRENGTH OF GAZETTED AND NON-GAZETTED PERSONNEL IN CENTRAL ARMED POLICE FORCES (CAPFs)

AS ON 01.01.2022

Sl. No.	CENTRAL ARMED POLICE FORCE & SPECIALISED FORCES	SANCTIONED STRENGTH			ACTUAL STRENGTH		
		GAZETTED	NON-GAZETTED	TOTAL	GAZETTED	NON-GAZETTED	TOTAL
(1)	(2)	(3)	(4)	(5)	(6)	(7)	(8)
1	Assam Rifles	1,268	65,143	66,411	1,140	59,365	60,505
2	Border Security Force	5,523	2,59,754	2,65,277	5,054	2,38,730	2,43,784
3	Central Industrial Security Force	1,695	1,62,429	1,64,124	1,337	1,43,864	1,45,201
4	Central Reserve Police Force	5,819	3,18,835	3,24,654	5,478	3,04,066	3,09,544
5	Indo-Tibetan Border Police	2,223	86,207	88,430	1,844	82,389	84,233
6	National Disaster Response Force*	430	18,126	18,556	253	13,893	14,146
7	National Security Guard*	547	10,297	10,844	509	9,400	9,909
8	Railway Protection Force	438	74,281	74,719	462	66,121	66,583
9	Sashastra Seema Bal	1,893	95,896	97,789	1,299	86,297	87,596
TOTAL		19,836	10,90,968	11,10,804	17,376	10,04,125	10,21,501

*NSG & NDRF are 100% deputationist Force

TABLE 3.2.11-- SANCTIONED (S) AND ACTUAL (A) STRENGTH OF CENTRAL ARMED POLICE FORCES (CAPFs)

AS ON 01.01.2022

Sl. No.	CENTRAL ARMED POLICE FORCE & SPECIALISED FORCE	NO OF BATTALIONS	DGP/ SPL. DG		ADDL. DG		IGP		DIG		COMMAN-DANT		2I/C	
			S	A	S	A	S	A	S	A	S	A	S	A
(1)	(2)	(3)	(4)	(5)	(6)	(7)	(8)	(9)	(10)	(11)	(12)	(13)	(14)	(15)
1	Assam Rifles	46	1	1	1	1	3	3	22	21	93	96	85	206
2	Border Security Force	193	3	2	5	6	52	39	205	185	421	397	614	585
3	Central Industrial Security Force	428	1	1	4	4	17	14	70	52	224	238	0	0
4	Central Reserve Police Force	246	5	3	4	6	51	47	227	215	381	379	539	534
5	Indo-Tibetan Border Police	56	1	1	4	4	24	19	87	76	141	123	142	91
6	National Disaster Response Force*	16	NA	NA	1	1	2	1	4	4	28	19	17	15
7	National Security Guard*	18	1	1	0	0	4	4	7	6	37	37	14	14
8	Railway Protection Force	15	1	1	1	1	22	31	21	23	48	54	74	66
9	Sashastra Seema Bal	73	1	0	1	1	14	11	70	53	138	74	128	102
TOTAL		1,091	14	10	21	24	189	169	713	635	1,511	1,417	1,613	1,613

*NSG & NDRF are 100% deputationist Force

TABLE 3.2.11-- (CONTINUED ...)

Sl. No.	CENTRAL ARMED POLICE FORCE & SPECIALISED FORCE	DY. COMMANDANT		ASSTT. COMMANDANT		OTHERS Gr.A/B		SUBEDAR MAJOR		INSPECTOR		S.I.	
		S	A	S	A	S	A	S	A	S	A	S	A
(1)	(2)	(16)	(17)	(18)	(19)	(20)	(21)	(22)	(23)	(24)	(25)	(26)	(27)
1	Assam Rifles	527	358	377	330	159	124	216	195	1,382	980	2,596	2,359
2	Border Security Force	1,345	1,269	2,279	2,076	599	495	200	196	4,932	4,693	10,981	9,504
3	Central Industrial Security Force	405	382	974	646	0	0	0	0	3,247	2,986	13,497	11,329
4	Central Reserve Police Force	938	933	2,919	2,699	755	662	339	329	8,154	6,131	23,195	16,879
5	Indo-Tibetan Border Police	440	436	1,364	1,079	20	15	79	79	3,109	3,086	4,235	3,748
6	National Disaster Response Force*	82	68	150	89	146	56	NA	NA	542	473	2,153	886
7	National Security Guard*	125	109	354	336	5	2	0	0	1,746	1,410	0	0
8	Railway Protection Force	0	0	271	286	0	0	0	0	2,156	1,735	4,335	3,600
9	Sashastra Seema Bal	448	294	792	566	301	198	3	3	1,578	1,466	3,719	2,933
TOTAL		4,310	3,849	9,480	8,107	1,985	1,552	837	802	26,846	22,960	64,711	51,238

*NSG & NDRF are 100% deputationist Force

TABLE 3.2.11-- (CONTINUED ...)

SI. No.	CENTRAL ARMED POLICE FORCE & SPECIALISED FORCE	A.S.I.		HEAD CONSTABLE		CONSTABLE		OTHERS		TOTAL	
		S	A	S	A	S	A	S	A	S	A
(1)	(2)	(28)	(29)	(30)	(31)	(32)	(33)	(34)	(35)	(36)	(37)
1	Assam Rifles	3,141	3,684	16,044	14,834	40,897	36,659	867	654	66,411	60,505
2	Border Security Force	21,974	21,546	48,585	46,295	1,51,830	1,38,023	21,252	18,473	2,65,277	2,43,784
3	Central Industrial Security Force	19,130	13,668	33,990	30,124	92,396	85,695	169	62	1,64,124	1,45,201
4	Central Reserve Police Force	29,569	26,507	80,221	74,597	1,77,357	1,79,622	0	1	3,24,654	3,09,544
5	Indo-Tibetan Border Police	6,820	6,535	19,632	19,146	52,309	49,774	23	21	88,430	84,233
6	National Disaster Response Force*	95	368	4,796	3,004	9,308	8,124	1,232	1,038	18,556	14,146
7	National Security Guard*	0	0	8,535	7,980	0	0	16	10	10,844	9,909
8	Railway Protection Force	7,177	5,675	21,597	14,778	36,426	37,985	2,590	2,348	74,719	66,583
9	Sashastra Seema Bal	7,939	7,760	18,110	16,754	64,482	57,011	65	370	97,789	87,596
TOTAL		95,845	85,743	2,51,510	2,27,512	6,25,005	5,92,893	26,214	22,977	11,10,804	10,21,501

*NSG & NDRF are 100% deputationist Force

TABLE 3.3.1-- ACTUAL STRENGTH IN VARIOUS RANKS OF WOMEN IN CENTRAL ARMED POLICE FORCES (CAPFs)

AS ON 01.01.2022

Sl. No.	CENTRAL ARMED POLICE FORCE & SPECIALISED FORCE	DGP/SPL. DGP	ADDL. DGP	IGP	DIG	AIG/COM-MAN-DANT	2 I/C	DY. COM-MAN-DANT	ASSTT. COM-MAN-DANT	OTHERS Gr.A&B	SUB-EDAR MAJOR	INSP.
(1)	(2)	(3)	(4)	(5)	(6)	(7)	(8)	(9)	(10)	(11)	(12)	(13)
1	Assam Rifles	0	0	0	0	10	16	34	20	0	4	6
2	Border Security Force ^	0	0	1	0	41	9	45	45	14	9	60
3	Central Industrial Security Force @	0	1	2	11	10	0	16	14	0	0	281
4	Central Reserve Police Force	0	1	3	7	11	21	57	156	178	43	309
5	Indo-Tibetan Border Police	0	0	0	2	22	9	27	53	5	2	109
6	National Disaster Response Force	NA	NA	NA	NA	1	0	0	1	7	0	2
7	National Security Guard*	0	0	0	0	0	0	1	0	0	0	7
8	Railway Protection Force	0	0	2	1	7	0	0	0	0	0	74
9	Sashastra Seema Bal	0	1	0	0	1	0	0	8	34	3	22
TOTAL		0	3	8	21	103	55	180	297	238	61	870

^ MHA vide their UO No. 45015/16/2015/Pers-I dated 01st Jan 2016 had advised to bring the overall percentage of women in the Force to 5% and to reserve 33% posts at constabulary level for being filled up by women in CRPF & CISF while 14-15% posts at constabulary level in border guarding forces i.e. BSF, SSB & ITBP @ There is no separate sanctioned strength for female in CISF & there is no fixed quota in recruitment of women officers

* NSG is a 100% deputationist Force, No separate strength is sanctioned for women in NSG. The women officers/Assistant Commanders/Rangers are inducted against the overall sanctioned strength.

TABLE 3.3.1-- (CONTINUED ...)

Sl. No.	CENTRAL ARMED POLICE FORCE & SPECIALISED FORCE	S.I.	A.S.I.	HEAD CONSTA-BLE	CONSTA-BLE	OTHERS	TOTAL	RESERVATION PERCENTAGE APPROVED BY GOVT.
(1)	(2)	(14)	(15)	(16)	(17)	(18)	(19)	(20)
1	Assam Rifles	125	21	13	1,620	0	1,869	5%
2	Border Security Force ^	402	197	138	6,370	11	7,342	
3	Central Industrial Security Force @	1,043	387	764	6,685	25	9,239	
4	Central Reserve Police Force	651	602	1,121	6,687	0	9,847	NA
5	Indo-Tibetan Border Police	110	90	200	1,810	12	2,451	0%
6	National Disaster Response Force	5	2	33	172	7	230	0%
7	National Security Guard*	15	2	1	41	0	67	
8	Railway Protection Force	379	94	457	4,943	46	6,003	10%
9	Sashastra Seema Bal	76	19	41	3,400	0	3,605	Not Fixed
TOTAL		2,806	1,414	2,768	31,728	101	40,653	

^ MHA vide their UO No. 45015/16/2015/Pers-I dated 01st Jan 2016 had advised to bring the overall percentage of women in the Force to 5% and to reserve 33% posts at constabulary level for being filled up by women in CRPF & CISF while 14-15% posts at constabulary level in border guarding forces i.e. BSF, SSB & ITBP @ There is no separate sanctioned strength for female in CISF & there is no fixed quota in recruitment of women officers

* NSG is a 100% deputationist Force, No separate strength is sanctioned for women in NSG. The women officers/Assistant Commanders/Rangers are inducted against the overall sanctioned strength.

TABLE 3.3.2 -- ACTUAL STRENGTH OF SCHEDULED CASTES STAFF IN CAPFs

AS ON 01.01.2022

Sl. No.	CENTRAL ARMED POLICE FORCE & SPECIALISED FORCE	ASSTT. COM-MAN-DANT	IN-SPEC-TOR	SUB-IN-SPEC-TOR	ASSTT. SUB-IN-SPEC-TOR	HEAD CON-STABLE	CON-STABLE	OTH-ERS	TOTAL	RESER-VATION PERCENT-AGE AP-PROVED BY GOVT.
(1)	(2)	(3)	(4)	(5)	(6)	(7)	(8)	(9)	(10)	(11)
1	Assam Rifles	0	184	266	438	1,815	4,096	125	6,924	15.00%
2	Border Security Force	253	710	1,504	3,334	7,349	25,030	4,573	42,753	15.00%
3	Central Industrial Security Force	99	447	1,913	1,987	5,539	15,233	0	25,218	15.00%
4	Central Reserve Police Force	393	805	2,328	4,778	11,488	32,366	401	52,559	15.00%
5	Indo-Tibetan Border Police	156	465	643	1,017	3,246	9,082	8	14,617	15.00%
6	National Disaster Response Force	10	74	147	59	423	1,247	25	1,985	NA
7	National Security Guard #	NA	NA	NA	NA	NA	NA	NA	NA	
8	Railway Protection Force	42	308	566	957	2,789	6,400	487	11,549	15.00%
9	Sashastra Seema Bal	118	241	500	1,415	2,298	9,924	66	14,562	15.00%
TOTAL		1,071	3,234	7,867	13,985	34,947	1,03,378	5,685	1,70,167	

NSG being a deputationist Force, no reservation roster is applicable

TABLE 3.3.3 -- ACTUAL STRENGTH OF SCHEDULED TRIBES STAFF IN CAPFs

AS ON 01.01.2022

Sl. No.	CENTRAL ARMED POLICE FORCE & SPECIALISED FORCE	ASSTT. COM-MAN-DANT	IN-SPEC-TOR	SUB-IN-SPEC-TOR	ASSTT. SUB-IN-SPEC-TOR	HEAD CON-STABLE	CON-STABLE	OTH-ERS	TOTAL	RESER-VATION PERCENT-AGE AP-PROVED BY GOVT.
(1)	(2)	(3)	(4)	(5)	(6)	(7)	(8)	(9)	(10)	(11)
1	Assam Rifles	0	65	125	236	975	8,707	97	10,205	7.5%
2	Border Security Force	135	391	636	1,532	4,184	18,341	924	26,143	7.5%
3	Central Industrial Security Force	47	236	858	1,004	2,281	10,622	0	15,048	7.5%
4	Central Reserve Police Force	211	417	1,021	2,124	5,645	21,283	210	30,911	7.5%
5	Indo-Tibetan Border Police	78	248	267	478	1,576	5,405	1	8,053	7.5%
6	National Disaster Response Force	2	45	64	33	201	578	6	929	NA
7	National Security Guard #	NA	NA	NA	NA	NA	NA	NA	NA	
8	Railway Protection Force	36	154	358	484	1,417	3,495	235	6,179	7.5%
9	Sashastra Seema Bal	56	158	373	1,017	1,714	6,991	155	10,464	7.5%
TOTAL		565	1,714	3,702	6,908	17,993	75,422	1,628	1,07,932	

NSG being a deputationist Force, no reservation roster is applicable

TABLE 3.3.4 -- ACTUAL STRENGTH OF OTHER BACKWARD CLASSES STAFF IN CAPFs

AS ON 01.01.2022

Sl. No.	CENTRAL ARMED POLICE FORCE & SPECIALISED FORCE	ASSTT. COM-MAN-DANT	IN-SPEC-TOR	SUB-IN-SPEC-TOR	ASSTT. SUB-IN-SPEC-TOR	HEAD CON-STABLE	CON-STABLE	OTH-ERS	TOTAL	RESERVA-TION PER-CENTAGE APPROVED BY GOVT.
(1)	(2)	(3)	(4)	(5)	(6)	(7)	(8)	(9)	(10)	(11)
1	Assam Rifles	0	73	177	416	1,851	9,183	116	11,816	27.0%
2	Border Security Force	351	1,384	2,151	3,801	9,785	48,225	5,873	71,570	27.0%
3	Central Industrial Security Force	50	759	3,772	2,149	5,362	35,654	0	47,746	27.0%
4	Central Reserve Police Force	730	1,203	2,590	3,949	19,986	59,931	580	88,969	27.0%
5	Indo-Tibetan Border Police	135	516	578	814	4,769	18,503	6	25,321	27.0%
6	National Disaster Response Force	19	169	251	116	843	3,455	73	4,926	NA
7	National Security Guard #	NA	NA	NA	NA	NA	NA	NA	0	
8	Railway Protection Force	30	346	835	785	2,252	13,980	685	18,913	27.0%
9	Sashastra Seema Bal	143	334	516	1,706	5,982	22,872	26	31,579	27.0%
TOTAL		1,458	4,784	10,870	13,736	50,830	2,11,803	7,359	3,00,840	

NSG being a deputationist Force, no reservation roster is applicable

TABLE 3.3.5 -- ACTUAL STRENGTH OF CENTRAL INVESTIGATION AGENCIES & OTHER CENTRAL POLICE ORGANIZATIONS (CPOs)

AS ON 01.01.2022

Sl. No.	CENTRAL INVESTIGATION AGENCIES & OTHER CENTRAL POLICE ORGANIZATIONS (CPOs)	DGP	SPL DGP / ADDL. DG	IGP	DIG	SP	ADDL SP	DY. SP	INSP.	S.I.	A.S.I.	HEAD CON-STA-BLE	CON-STA-BLE	OTH-ERS	TO-TAL
(1)	(2)	(3)	(4)	(5)	(6)	(7)	(8)	(9)	(10)	(11)	(12)	(13)	(14)	(15)	(16)
1	Bureau of Police Research & Development (BPR&D)	1	1	5	7	3	5	23	14	8	3	27	119	193	409
2	Central Bureau of Investigation (CBI)	1	3	15	19	74	80	250	662	346	152	511	1,939	1,688	5,740
3	Directorate of Coordination Police Wireless (DCPW)	0	0	1	0	11	8	25	119	107	17	7	117	4	416
4	National Crime Records Bureau (NCRB)	0	1	2	6	13	14	43	16	75	33	16	36	34	289
5	North Eastern Police Academy (NEPA)	0	0	1	0	0	0	0	3	6	1	22	80	66	179
6	National Investigation Agency (NIA)	0	0	4	7	21	5	36	124	68	92	147	278	144	926
7	Sardar Vallabhbhai Patel National Police Academy (SVP-NPA)	0	0	2	7	6	4	3	24	37	8	106	144	190	531
TOTAL		2	5	30	46	128	116	380	962	647	306	836	2,713	2,319	8,490

TABLE 3.3.6 -- ACTUAL STRENGTH OF WOMEN IN CENTRAL INVESTIGATION AGENCIES & OTHER CENTRAL POLICE ORGANIZATIONS (CPOs)

AS ON 01.01.2022

Sl. No.	CENTRAL INVESTIGATION AGENCIES & OTHER CENTRAL POLICE ORGANIZATIONS (CPOs)	DGP	SPL DGP / ADDL. DG	IGP	DIG	SP / AIG	ADDL SP	DY. SP	INSP.	S.I.	A.S.I.
(1)	(2)	(3)	(4)	(5)	(6)	(7)	(8)	(9)	(10)	(11)	(12)
1	Bureau of Police Research & Development (BPR&D)	0	0	1	1	1	0	4	1	0	0
2	Central Bureau of Investigation (CBI)	0	0	2	4	6	2	12	35	8	0
3	Directorate of Coordination Police Wireless (DCPW)	0	0	0	0	0	0	2	0	3	0
4	National Crime Records Bureau (NCRB)	0	0	0	0	0	5	8	2	23	8
5	North Eastern Police Academy (NEPA)	0	0	0	0	0	0	0	0	0	0
6	National Investigation Agency (NIA)	0	0	0	3	3	0	1	4	6	0
7	Sardar Vallabhbhai Patel National Police Academy @ (SVP-NPA)	0	0	0	3	0	0	1	0	11	0
TOTAL		0	0	3	11	10	7	28	42	51	8

@ The posts of the academy are being filled on deputation through CAPFs/ State Government. The number of vacancies which can be filled by direct recruitment are Minimal. Such direct recruitment to Group B&C Non Gazetted posts are being filled through Staff Selection Commission ensuring the reservation policy for women in accordance with instruction issued by Government of India from time to time.

TABLE 3.3.6 -- (CONTINUED ...)

Sl. No.	CENTRAL INVESTIGATION AGENCIES & OTHER CENTRAL POLICE ORGANIZATIONS (CPOs)	HEAD CONSTABLE	CONSTABLE	OTHERS	TOTAL	RESERVATION PERCENTAGE APPROVED BY GOVT.
(1)	(2)	(13)	(14)	(15)	(16)	(17)
1	Bureau of Police Research & Development (BPR&D)	0	3	25	36	There is no reservation policy
2	Central Bureau of Investigation (CBI)	3	16	394	482	NA
3	Directorate of Coordination Police Wireless (DCPW)	0	11	0	16	0
4	National Crime Records Bureau (NCRB)	0	2	7	55	NA
5	North Eastern Police Academy (NEPA)	0	0	9	9	NA
6	National Investigation Agency (NIA)	4	17	13	51	NA
7	Sardar Vallabhbhai Patel National Police Academy @ (SVP-NPA)	6	1	25	47	
TOTAL		13	50	473	696	0

@ The posts of the academy are being filled on deputation through CAPFs/ State Government. The number of vacancies which can be filled by direct recruitment are Minimal. Such direct recruitment to Group B&C Non Gazetted posts are being filled through Staff Selection Commission ensuring the reservation policy for women in accordance with instruction issued by Government of India from time to time.

TABLE 3.3.7 -- ACTUAL STRENGTH OF SCHEDULED CASTES STAFF IN CENTRAL INVESTIGATION AGENCIES & OTHER CENTRAL POLICE ORGANIZATIONS (CPOs)

AS ON 01.01.2022

Sl. No.	CENTRAL INVESTIGATION AGENCIES & OTHER CENTRAL POLICE ORGANIZATIONS (CPOs)	SUB-IN-SPEC-TOR	ASSTT. SUB-IN-SPEC-TOR	HEAD CON-STABLE	CON-STABLE	TOTAL	RESERVATION PERCENTAGE APPROVED BY GOVT.
(1)	(2)	(3)	(4)	(5)	(6)	(7)	(8)
1	Bureau of Police Research & Development (BPR&D)	3	0	6	10	19	There is no direct recruitment quota
2	Central Bureau of Investigation (CBI)	43	21	78	45	187	15.0%
3	Directorate of Coordination Police Wireless (DCPW)	9	4	0	27	40	15.0%
4	National Crime Records Bureau (NCRB)	16	3	2	1	22	15.0%
5	North Eastern Police Academy (NEPA)	1	0	5	7	13	15.0%
6	National Investigation Agency (NIA)	7	3	7	21	38	NA
7	Sardar Vallabhbhai Patel National Police Academy (SVP-NPA)	7	0	16	6	29	11.0%
TOTAL		86	31	114	117	348	

TABLE 3.3.8 -- ACTUAL STRENGTH OF SCHEDULED TRIBES STAFF IN CENTRAL INVESTIGATION AGENCIES & OTHER CENTRAL POLICE ORGANIZATIONS (CPOs)

AS ON 01.01.2022

Sl. No.	CENTRAL INVESTIGATION AGENCIES & OTHER CENTRAL POLICE ORGANIZATIONS (CPOs)	SUB-IN-SPECTOR	ASST. SUB-IN-SPECTOR	HEAD CONSTA-BLE	CONSTA-BLE	TOTAL	RESERVATION PERCENTAGE APPROVED BY GOVT.
(1)	(2)	(3)	(4)	(5)	(6)	(7)	(8)
1	Bureau of Police Research & Development (BPR&D)	0	0	1	7	8	There is no direct recruitment quota
2	Central Bureau of Investigation (CBI)	19	12	25	1	57	7.50%
3	Directorate of Coordination Police Wireless (DCPW)	2	3	0	11	16	7.50%
4	National Crime Records Bureau (NCRB)	3	2	1	0	6	7.50%
5	North Eastern Police Academy (NEPA)	0	0	5	19	24	7.00%
6	National Investigation Agency (NIA)	4	1	6	16	27	NA
7	Sardar Vallabhbhai Patel National Police Academy (SVP-NPA)	1	0	4	15	20	8.00%
TOTAL		29	18	42	69	158	

TABLE 3.3.9 -- ACTUAL STRENGTH OF OTHER BACKWARD CLASSES STAFF IN CENTRAL INVESTIGATION AGENCIES & OTHER CENTRAL POLICE ORGANIZATIONS (CPOs)

AS ON 01.01.2022

Sl. No.	CENTRAL INVESTIGATION AGENCIES & OTHER CENTRAL POLICE ORGANIZATIONS (CPOs)	SUB-IN-SPECTOR	ASSTT. SUB-IN-SPECTOR	HEAD CON-STABLE	CONSTA-BLE	TOTAL	RESERVATION PERCENTAGE APPROVED BY GOVT.
(1)	(2)	(3)	(4)	(5)	(6)	(7)	(8)
1	Bureau of Police Research & Development (BPR&D)	1	0	7	41	49	There is no direct recruitment quota
2	Central Bureau of Investigation (CBI)	74	2	40	48	164	27.0%
3	Directorate of Coordination Police Wireless (DCPW)	17	2	0	28	47	27.0%
4	National Crime Records Bureau (NCRB)	23	1	0	5	29	27.0%
5	North Eastern Police Academy (NEPA)	0	1	1	22	24	27.0%
6	National Investigation Agency (NIA)	16	22	34	82	154	NA
7	Sardar Vallabhbhai Patel National Police Academy (SVP-NPA)	7	0	26	50	83	33.0%
TOTAL		138	28	108	276	550	

TABLE 4.1.1 -- TOTAL STATE BUDGET, BUDGET FOR POLICE, BUDGET FOR POLICE TRAINING, POLICE EXPENDITURE FOR THE FINANCIAL YEAR 2020 - 2021 (REVISED) (FIGURES IN CRORE OF ₹)

AS ON 01.01.2022

Sl. No.	STATES/UTs	TOTAL STATE BUDGET	POLICE BUDGET	EXPENDITURE FROM POLICE BUDGET	POLICE MODERNIZATION BUDGET	EXPENDITURE FROM POLICE MODERNIZATION BUDGET	POLICE TRAINING BUDGET	EXPENDITURE FROM POLICE TRAINING BUDGET
(1)	(2)	(3)	(4)	(5)	(6)	(7)	(8)	(9)
1	Andhra Pradesh	2,62,955.30	5,490.62	5,622.71	133.70	46.58	57.21	56.91
2	Arunachal Pradesh	21,173.39	1,021.73	999.34	3.81	0.69	55.10	53.12
3	Assam	1,22,342.00	5,004.71	4,020.76	30.20	3.47	44.83	31.97
4	Bihar	2,11,761.00	9,991.23	5,697.26	521.82	159.01	142.17	102.12
5	Chhattisgarh	1,01,775.32	4,897.61	3,076.70	25.00	6.08	62.46	33.44
6	Goa	18,017.61	653.17	565.12	2.80	-	2.27	2.14
7	Gujarat	2,05,026.26	5,379.80	5,312.32	83.13	63.91	52.53	52.53
8	Haryana	1,37,738.29	5,043.11	4,618.91	12.00	10.24	43.12	41.30
9	Himachal Pradesh	56,762.87	1,414.74	1,167.27	4.97	4.50	0.65	0.58
10	Jharkhand	86,370.00	5,003.19	4,751.99	99.71	94.29	46.00	41.04
11	Karnataka	2,37,893.00	6,934.31	5,939.94	54.08	51.32	85.05	76.71
12	Kerala	1,34,097.80	3,780.53	3,381.77	207.89	200.29	0.00	-
13	Madhya Pradesh	2,05,397.49	7,451.94	6,767.66	66.00	37.48	184.18	161.98
14	Maharashtra	4,53,111.71	16,996.90	15,233.72	-	-	159.86	134.53
15	Manipur	24,986.36	2,119.49	1,552.68	20.75	0.32	34.54	27.51
16	Meghalaya	17,430.23	1,067.79	1,006.86	7.56	6.86	6.52	6.31
17	Mizoram	10,008.92	708.60	619.88	5.30	0.53	18.25	16.34
18	Nagaland	21,068.52	1,457.71	1,457.71	15.00	15.00	14.86	14.86
19	Odisha	1,70,000.00	4,130.66	3,409.79	101.39	34.77	49.46	42.40
20	Punjab	1,39,999.69	6,387.42	6,219.58	101.40	33.44	78.68	68.45
21	Rajasthan	2,48,063.00	6,621.30	6,414.96	94.52	50.46	126.95	126.95
22	Sikkim	9,588.65	495.37	460.77	-	-	4.75	4.04
23	Tamil Nadu	2,36,402.18	8,434.30	8,026.07	100.00	100.00	157.72	135.68
24	Telangana	1,82,914.42	7,260.52	6,707.25	382.13	201.97	193.48	176.44
25	Tripura	19,891.60	1,634.27	1,456.37	6.84	4.55	15.00	14.92
26	Uttar Pradesh	5,12,860.72	27,285.74	20,505.51	122.00	61.91	283.46	157.65
27	Uttarakhand	53,526.97	2,038.13	1,494.85	4.50	0.05	16.78	10.73
28	West Bengal	2,55,677.00	11,403.54	11,023.87	79.60	89.03	4.78	2.93
29	A & N Islands	4,884.97	398.90	398.90	29.76	29.76	3.99	3.99
30	Chandigarh	4,644.91	499.10	481.46	-	-	2.00	0.47
31	Dadra and Nagar Haveli and Daman and Diu	3,520.52	69.08	69.08	-	-	-	-
32	Delhi	NA	8,273.48	8,271.13	-	-	190.76	190.69
33	Jammu and Kashmir	1,01,428.00	8,419.26	6,595.68	90.00	0.58	117.67	104.66
34	Ladakh *	N/A	279.58	162.91	-	-	-	-
35	Lakshadweep	1,376.46	32.00	29.00	3.00	1.00	-	-
36	Puducherry	9,000.00	258.65	246.41	9.00	5.03	-	-
	TOTAL	42,81,695.16	1,78,338.47	1,53,766.19	2,417.86	1,313.11	2,253.09	1,893.39

* Police Budget (Received from PHQ J&K under head Major Head 2055 and Major Head 4055)

TABLE 4.1.2-- TOTAL STATE BUDGET, BUDGET FOR POLICE, BUDGET FOR POLICE TRAINING, POLICE EXPENDITURE FOR THE FINANCIAL YEAR 2021 - 2022 (TENTATIVE) (FIGURES IN CRORE OF ₹)

AS ON 01.01.2022

Sl. No.	STATES/UTs	TOTAL STATE BUDGET	POLICE BUDGET	EXPENDITURE FROM POLICE BUDGET	POLICE MODERNIZATION BUDGET	EXPENDITURE FROM POLICE MODERNIZATION BUDGET	POLICE TRAINING BUDGET	EXPENDITURE FROM POLICE TRAINING BUDGET
(1)	(2)	(3)	(4)	(5)	(6)	(7)	(8)	(9)
1	Andhra Pradesh	2,58,846.30	6,471.73	5,644.36	121.88	52.97	46.85	46.94
2	Arunachal Pradesh	22,313.00	1,143.33	1,337.90	1.02	1.02	26.46	26.43
3	Assam	1,36,554.00	5,160.00	4,580.19	26.06	5.64	43.55	35.01
4	Bihar	2,18,303.00	10,631.93	8,374.97	580.14	265.50	605.00	210.77
5	Chhattisgarh	1,03,828.65	4,992.12	4,435.00	25.00	23.96	59.45	49.11
6	Goa	25,055.64	762.81	615.54	2.80	1.45	2.66	2.43
7	Gujarat	2,27,028.79	6,511.52	3,859.51	30.24	7.49	54.00	33.90
8	Haryana	1,55,645.45	5,533.00	5,064.08	15.00	0.00	59.20	1.57
9	Himachal Pradesh	53,494.31	1,445.50	1,196.77	17.60	17.43	0.46	0.45
10	Jharkhand	91,277.00	5,263.52	5,012.99	143.00	143.00	53.40	48.89
11	Karnataka	2,46,207.00	7,234.90	6,758.36	52.76	52.76	86.47	83.81
12	Kerala	1,17,888.16	5,128.87	5,087.52	172.87	156.97	0.00	0.00
13	Madhya Pradesh	2,41,375.23	8,029.98	6,868.32	57.55	57.19	197.99	158.37
14	Maharashtra	5,64,445.84	21,153.96	17,168.96	0.00	0.00	174.57	130.63
15	Manipur	32,547.60	2,253.46	1,610.40	26.00	0.75	35.95	24.78
16	Meghalaya	17,603.34	1,153.58	783.67	2.15	0.00	6.64	4.68
17	Mizoram	8,379.07	659.22	617.32	5.30	0.00	18.69	16.23
18	Nagaland	17,135.97	1,575.70	1,574.90	3.39	3.39	0.06	0.06
19	Odisha	1,70,000.00	4,337.19	3,580.28	66.61	66.61	51.93	44.52
20	Punjab	1,36,453.62	7,429.74	7,128.20	89.00	13.34	77.75	65.38
21	Rajasthan	2,50,747.33	7,546.61	7,243.23	167.59	115.86	144.40	137.35
22	Sikkim	9,588.65	518.79	496.88	0.00	0.00	4.54	3.69
23	Tamil Nadu	2,61,188.57	9,567.93	8,863.11	100.03	100.03	52.57	52.84
24	Telangana	2,30,826.00	4,538.93	5,055.74	271.23	133.11	68.43	59.51
25	Tripura	22,724.50	1,853.11	1,537.84	15.97	5.63	19.00	18.61
26	Uttar Pradesh	5,50,270.78	29,020.28	23,834.81	185.58	59.55	291.84	169.13
27	Uttarakhand	57,400.32	2,200.46	1,986.95	0.22	0.22	16.44	13.20
28	West Bengal @	3,08,727.00	11,950.28	11,695.75	526.50		3.55	
29	A & N Islands	5,387.41	452.86	321.15	32.42	23.63	4.14	3.11
30	Chandigarh	4,941.25	510.63	412.87	0.00	0.00	2.00	0.39
31	Dadra and Nagar Haveli and Daman and Diu	3,781.10	78.10	78.10	0.00	0.00	0.00	0.00
32	Delhi	NA	8,654.26	6,781.97	0.00	0.00	171.63	129.09
33	Jammu and Kashmir	1,08,621.00	9,736.48	7,337.33	150.00	16.57	102.40	82.00
34	Ladakh	NP	242.06	205.67	0.00	0.00	0.00	0.00
35	Lakshadweep	1,467.31	47.01	46.50	0.00	0.00	0.00	0.00
36	Puducherry	9,924.41	326.49	292.01	9.50	5.42	0.00	0.00
	TOTAL	46,69,977.60	1,94,116.34	1,67,489.15	2,897.41	1,329.50	2,480.02	1,652.88

@ Yet to be published by Finance Deptt.

TABLE 4.1.3-- INCREASE / DECREASE IN TOTAL POLICE EXPENDITURE & TRAINING EXPENDITURE AS COMPARED TO FINANCIAL YEAR 2020 - 2021 (REVISED) & 2021 - 2022 (TENTATIVE) (FIGURES IN CRORE OF ₹)

AS ON 01.01.2022

Sl. No.	STATES/UTs	TOTAL POLICE EXPENDITURE			TOTAL POLICE TRAINING EXPENDITURE			COL. (7) AS PERCENTAGE OF COL. (4)
		2020 - 2021 (REVISED)	2021 - 2022 (TENTATIVE)	INCREASE/DECREASE	2020 - 2021 (REVISED)	2021 - 2022 (TENTATIVE)	INCREASE/DECREASE	
(1)	(2)	(3)	(4)	(5)	(6)	(7)	(8)	(9)
1	Andhra Pradesh	5,622.71	5,644.36	21.65	56.91	46.94	-9.97	0.83%
2	Arunachal Pradesh	999.34	1337.9	338.56	53.12	26.43	-26.69	1.98%
3	Assam	4,020.76	4,580.19	559.43	31.97	35.01	3.04	0.76%
4	Bihar	5,697.26	8,374.97	2,677.71	102.12	210.77	108.65	2.52%
5	Chhattisgarh	3,076.70	4,435.00	1,358.30	33.44	49.11	15.67	1.11%
6	Goa	565.12	615.54	50.42	2.14	2.43	0.29	0.39%
7	Gujarat	5,312.32	3,859.51	-1,452.81	52.53	33.90	-18.63	0.88%
8	Haryana	4,618.91	5,064.08	445.17	41.30	1.57	-39.73	0.03%
9	Himachal Pradesh	1,167.27	1,196.77	29.50	0.58	0.45	-0.13	0.04%
10	Jharkhand	4,751.99	5,012.99	261.00	41.04	48.89	7.85	0.98%
11	Karnataka	5,939.94	6,758.36	818.42	76.71	83.81	7.10	1.24%
12	Kerala	3,381.77	5,087.52	1,705.75	-	-	-	0.00%
13	Madhya Pradesh	6,767.66	6,868.32	100.66	161.98	158.37	-3.61	2.31%
14	Maharashtra	15,233.72	17,168.96	1,935.24	134.53	130.63	-3.90	0.76%
15	Manipur	1,552.68	1,610.40	57.72	27.51	24.78	-2.73	1.54%
16	Meghalaya	1,006.86	783.67	-223.19	6.31	4.68	-1.63	0.60%
17	Mizoram	619.88	617.32	-2.56	16.34	16.23	-0.11	2.63%
18	Nagaland	1,457.71	1,574.90	117.19	14.86	0.06	-14.80	0.00%
19	Odisha	3,409.79	3,580.28	170.49	42.40	44.52	2.12	1.24%
20	Punjab	6,219.58	7,128.20	908.62	68.45	65.38	-3.07	0.92%
21	Rajasthan	6,414.96	7,243.23	828.27	126.95	137.35	10.40	1.90%
22	Sikkim	460.77	496.88	36.11	4.04	3.69	-0.35	0.74%
23	Tamil Nadu	8,026.07	8,863.11	837.04	135.68	52.84	-82.84	0.60%
24	Telangana	6,707.25	5,055.74	-1,651.51	176.44	59.51	-116.93	1.18%
25	Tripura	1,456.37	1,537.84	81.47	14.92	18.61	3.68	1.21%
26	Uttar Pradesh	20,505.51	23,834.81	3,329.30	157.65	169.13	11.48	0.71%
27	Uttarakhand	1,494.85	1,986.95	492.10	10.73	13.20	2.47	0.66%
28	West Bengal @	11,023.87	11,695.75	671.88	2.93		-	-
29	A & N Islands	398.90	321.15	-77.75	3.99	3.11	-0.88	0.97%
30	Chandigarh	481.46	412.87	-68.59	0.47	0.39	-0.08	0.09%
31	Dadra and Nagar Haveli and Daman and Diu	69.08	78.10	9.02	-	0	-	0.00%
32	Delhi	8,271.13	6,781.97	-1,489.16	190.69	129.09	-61.6	1.90%
33	Jammu and Kashmir	6,595.68	7,337.33	741.65	104.66	82.00	-22.66	1.12%
34	Ladakh	162.91	205.67	42.76	-	-	-	0.00%
35	Lakshadweep	29	46.50	17.50	0	0	0	0.00%
36	Puducherry	246.41	292.01	45.60	0	0	0	0.00%
	TOTAL	1,53,766.19	1,67,489.15	13,722.96	1,893.39	1,652.88	-240.51	0.99%

@ Yet to be published by Finance Deptt.

TABLE 4.1.4(A) -- MODERNIZATION GRANT BY CENTRAL & STATE GOVT TO THE POLICE & UTILIZATION IN THE FINANCIAL YEAR 2020 - 2021 (REVISED) (FIGURES IN CRORE OF ₹)

AS ON 01.01.2022

Sl. No.	STATES/UTs	MODERNIZATION GRANT FROM CENTRAL GOVT	MODERNIZATION GRANT FROM STATE GOVT	COMBINED GRANT (CENTRAL + STATE)	COMBINED (CENTRAL + STATE) EXPENDITURE ON MODERNIZATION BY STATE POLICE
(1)	(2)	(3)	(4)	(5)	(6)
1	Andhra Pradesh	5.83	3.88	9.71	-
2	Arunachal Pradesh	3.81	0.69	4.50	4.50
3	Assam	28.76	1.44	30.20	3.47
4	Bihar	19.12	12.75	31.87	-
5	Chhattisgarh	7.16	4.77	11.93	6.92
6	Goa	0.22	2.58	2.80	-
7	Gujarat	41.47	22.44	63.91	63.91
8	Haryana	7.20	4.80	12.00	10.24
9	Himachal Pradesh	7.80	0.27	8.07	7.23
10	Jharkhand	0.00	0.00	0.00	-
11	Karnataka	9.14	6.09	15.23	15.10
12	Kerala	40.42	27.33	67.75	51.73
13	Madhya Pradesh	0.00	0.00	0.00	-
14	Maharashtra	4.11	15.33	19.44	18.70
15	Manipur	19.85	0.90	20.75	0.32
16	Meghalaya	0.00	7.56	7.56	6.86
17	Mizoram	1.14	0.13	1.27	0.53
18	Nagaland	0.00	0.00	0.00	-
19	Odisha	0.00	0.00	0.00	-
20	Punjab	53.25	48.15	101.40	33.44
21	Rajasthan	41.87	52.65	94.52	50.46
22	Sikkim	6.75	0.25	7.00	6.19
23	Tamil Nadu	0.00	0.00	0.00	-
24	Telangana	82.00	185.28	267.28	113.94
25	Tripura	4.98	1.86	6.84	4.55
26	Uttar Pradesh	32.02	16.65	48.67	11.90
27	Uttarakhand	3.37	0.37	3.74	3.49
28	West Bengal	191.09	19.25	210.34	89.03
29	A & N Islands	0.00	0.00	0.00	0.11
30	Chandigarh	0.00	0.00	0.00	-
31	Dadra and Nagar Haveli and Daman and Diu	0.00	0.00	0.00	-
32	Delhi	0.00	0.00	0.00	-
33	Jammu and Kashmir	68.57	5.00	73.57	18.14
34	Ladakh	0.00	0.00	0.00	-
35	Lakshadweep	0.00	0.00	0.00	-
36	Puducherry	2.70	0.00	2.70	5.41
	TOTAL	682.63	440.41	1,123.05	526.17

TABLE 4.1.4(B) -- MODERNIZATION GRANT BY CENTRAL & STATE GOVT TO POLICE & UTILIZATION IN THE FINANCIAL YEAR 2021 - 2022 (TENTATIVE) (FIGURES IN CRORE OF ₹)

AS ON 01.01.2022

Sl. No.	STATES/UTs	MODERNIZATION GRANT FROM CENTRAL GOVT	MODERNIZATION GRANT FROM STATE GOVT	COMBINED GRANT (CENTRAL + STATE)	COMBINED (CENTRAL + STATE) EXPENDITURE ON MODERNIZATION BY STATE POLICE
(1)	(2)	(3)	(4)	(5)	(6)
1	Andhra Pradesh	-	26.83	26.83	-
2	Arunachal Pradesh	0.93	0.92	1.85	1.02
3	Assam	19.26	6.80	26.06	5.64
4	Bihar	-	-	-	-
5	Chhattisgarh	5.44	3.63	9.07	-
6	Goa	-	2.80	2.80	1.45
7	Gujarat	-	7.49	7.49	7.49
8	Haryana	9.00	6.00	15.00	-
9	Himachal Pradesh	16.90	1.88	18.78	3.29
10	Jharkhand	-	-	-	-
11	Karnataka	32.54	21.69	54.23	37.06
12	Kerala	4.48	2.99	7.47	23.85
13	Madhya Pradesh	6.78	4.52	11.30	-
14	Maharashtra	3.54	3.30	6.84	4.56
15	Manipur	25.10	0.90	26.00	0.75
16	Meghalaya	-	2.15	2.15	-
17	Mizoram	-	-	-	-
18	Nagaland @	1,074.00	-	1,074.00	Not Utilized
19	Odisha	3.90	2.60	6.50	-
20	Punjab	59.00	30.00	89.00	13.34
21	Rajasthan	43.16	124.53	167.69	115.86
22	Sikkim	-	-	-	-
23	Tamil Nadu	-	-	-	-
24	Telangana	8.74	5.83	14.57	14.57
25	Tripura	12.47	3.50	15.97	5.63
26	Uttar Pradesh	32.02	17.41	49.43	4.39
27	Uttarakhand	-	-	-	-
28	West Bengal #	237.40	37.70	275.10	-
29	A & N Islands	-	-	-	0.19
30	Chandigarh	-	-	-	-
31	Dadra and Nagar Haveli and Daman and Diu	-	-	-	-
32	Delhi	-	-	-	-
33	Jammu and Kashmir	51.00	-	51.00	16.57
34	Ladakh	-	-	-	-
35	Lakshadweep	-	-	-	-
36	Puducherry	2.16	-	2.16	3.51
	TOTAL	1,647.82	313.46	1,961.28	259.17

@ Not Utilized

Yet to be published by Finance Deptt.

TABLE 4.1.5-- BUDGET & EXPENDITURE OF CAPFs FOR THE FINANCIAL YEAR 2020 - 2021 (REVISED) & FINANCIAL YEAR 2021 - 2022 (TENTATIVE) (FIGURES IN CRORE OF ₹)

AS ON 01.01.2022

SI. No.	CENTRAL ARMED POLICE FORCE & SPECIALISED FORCE	FINANCIAL YEAR 2020 - 2021		FINANCIAL YEAR 2021 - 2022	
		(REVISED)		(TENTATIVE)	
		TOTAL BUDGET	TOTAL EXPENDITURE	TOTAL BUDGET	TOTAL EXPENDITURE
(1)	(2)	(3)	(4)	(5)	(6)
1	Assam Rifles	5,718.65	5,704.96	6,235.07	6,224.47
2	Border Security Force	20,024.58	19,877.85	22,310.79	22,185.84
3	Central Industrial Security Force	11,333.61	11,305.78	12,063.51	12,004.41
4	Central Reserve Police Force	24,816.95	24,769.78	27,450.77	27,428.86
5	Indo-Tibetan Border Police	6,393.91	6,390.67	7,568.61	7,561.15
6	National Disaster Response Force	1,222.13	1,171.74	1,301.44	1,002.77
7	National Security Guard	987.73	965.25	1,329.71	1,098.98
8	Railway Protection Force	4,454.86	4,634.24	4,938.28	4,805.47
9	Sashastra Seema Bal	6,266.72	6,240.92	7,277.07	7,259.38
TOTAL		81,219.14	81,061.19	90,475.25	89,571.33

TABLE 5.1.1 -- NUMBER OF POLICE ZONES, RANGES, DISTRICTS, SUB-DIVISIONS, CIRCLES AND SANCTIONED POLICE STATIONS

AS ON 01.01.2022

Sl. No.	STATES/UTs	POLICE ZONES	POLICE RANGES	POLICE DISTRICTS	POLICE SUB-DIVISIONS	POLICE CIRCLES	SANCTIONED POLICE STATIONS
(1)	(2)	(3)	(4)	(5)	(6)	(7)	(8)
1	Andhra Pradesh	0	5	18	98	208	1,027
2	Arunachal Pradesh	1	3	26	29	30	141
3	Assam	0	8	34	22	50	329
4	Bihar	1	15	44	116	211	1,096
5	Chhattisgarh	5	3	29	88	0	467
6	Goa	0	0	0	8	0	44
7	Gujarat	0	9	40	98	85	778
8	Haryana	0	5	24	72	0	397
9	Himachal Pradesh	0	3	13	34	0	151
10	Jharkhand	4	6	24	60	122	564
11	Karnataka	0	7	31	147	189	1,055
12	Kerala	2	4	21	84	0	564
13	Madhya Pradesh	11	15	52	243	0	1,159
14	Maharashtra	39	8	38	386	0	1,168
15	Manipur	3	4	16	26	0	115
16	Meghalaya	0	2	12	10	17	76
17	Mizoram	0	3	11	18	0	44
18	Nagaland	0	4	14	21	0	86
19	Odisha	0	8	36	114	0	643
20	Punjab	0	8	25	97	0	431
21	Rajasthan	0	7	43	0	236	917
22	Sikkim	0	1	4	11	0	30
23	Tamil Nadu	4	11	37	249	Nil	2,292
24	Telangana	2	4	28	123	357	843
25	Tripura	0	2	8	27	0	83
26	Uttar Pradesh	8	18	74	0	412	1,783
27	Uttarakhand	0	2	13	0	35	162
28	West Bengal	4	10	47	59	102	638
29	A & N Islands	0	0	3	7	0	24
30	Chandigarh	0	0	1	5	0	18
31	Dadra and Nagar Haveli and Daman and Diu	0	0	3	3	0	8
32	Delhi	0	6	15	71	0	182
33	Jammu and Kashmir	2	7	20	67	0	250
34	Ladakh	0	1	0	0	0	7
35	Lakshadweep	0	0	1	3	0	16
36	Puducherry	0	0	2	8	12	55
TOTAL		86	189	807	2,404	2,066	17,643

TABLE 5.1.2 -- NUMBER OF SANCTIONED (S) AND ACTUAL (A) POLICE STATIONS (RURAL, URBAN & SPECIAL PURPOSE POLICE STATIONS) IN STATES/UTs

AS ON 01.01.2022

Sl. No.	STATES/UTs	RURAL POLICE STATIONS		URBAN POLICE STATIONS		SPECIAL PURPOSE POLICE STATIONS		TOTAL POLICE STATIONS	
		S	A	S	A	S	A	S	A
(1)	(2)	(3)	(4)	(5)	(6)	(7)	(8)	(9)	(10)
1	Andhra Pradesh	702	702	196	196	129	129	1,027	1,027
2	Arunachal Pradesh	78	54	42	45	21	8	141	107
3	Assam	93	93	218	218	18	18	329	329
4	Bihar	765	736	191	180	140	140	1,096	1,056
5	Chhattisgarh	350	341	79	78	38	37	467	456
6	Goa	21	21	8	8	15	15	44	44
7	Gujarat	480	456	127	118	171	171	778	745
8	Haryana	160	160	137	137	100	100	397	397
9	Himachal Pradesh	78	78	45	45	28	28	151	151
10	Jharkhand	332	332	96	96	136	136	564	564
11	Karnataka	538	538	294	294	223	223	1,055	1,055
12	Kerala	382	382	102	102	80	80	564	564
13	Madhya Pradesh	469	469	499	499	191	191	1,159	1,159
14	Maharashtra	762	762	277	277	129	129	1,168	1,168
15	Manipur	81	54	17	17	17	13	115	84
16	Meghalaya	43	43	17	17	16	16	76	76
17	Mizoram	26	26	14	14	4	4	44	44
18	Nagaland	53	53	19	19	14	14	86	86
19	Odisha	362	362	178	178	103	103	643	643
20	Punjab	240	240	142	142	49	49	431	431
21	Rajasthan	491	491	351	351	75	75	917	917
22	Sikkim	18	18	9	9	3	3	30	30
23	Tamil Nadu	850	850	455	455	987	987	2,292	2,292
24	Telangana	396	396	352	352	95	95	843	843
25	Tripura	44	44	38	38	1	0	83	82
26	Uttar Pradesh	1,009	1,009	524	524	250	250	1,783	1,783
27	Uttarakhand	82	82	70	70	10	10	162	162
28	West Bengal	205	205	291	291	142	141	638	637
29	A & N Islands	18	18	3	3	3	3	24	24
30	Chandigarh	0	0	16	16	2	2	18	18
31	Dadra and Nagar Haveli and Daman and Diu	1	1	3	3	4	4	8	8
32	Delhi	0	0	163	195	19	30	182	225
33	Jammu and Kashmir	147	147	54	54	49	49	250	250
34	Ladakh	4	4	2	2	1	1	7	7
35	Lakshadweep	9	9	0	0	7	7	16	16
36	Puducherry	16	16	14	14	25	25	55	55
TOTAL		9,305	9,192	5,043	5,057	3,295	3,286	17,643	17,535

TABLE 5.1.3 -- NUMBER OF SANCTIONED (S) AND ACTUAL (A) POLICE OUTPOSTS (RURAL, URBAN & RAILWAY) IN STATES/UTs

AS ON 01.01.2022

Sl. No.	STATES/UTs	RURAL POLICE OUTPOSTS		URBAN POLICE OUTPOSTS		RAILWAY POLICE OUTPOSTS		ANY OTHER OUTPOSTS		TOTAL POLICE OUTPOSTS	
		S	A	S	A	S	A	S	A	S	A
(1)	(2)	(3)	(4)	(5)	(6)	(7)	(8)	(9)	(10)	(11)	(12)
1	Andhra Pradesh	11	11	3	3	30	30	0	0	44	44
2	Arunachal Pradesh	7	23	0	0	0	1	0	0	7	24
3	Assam	178	178	96	96	19	19	0	0	293	293
4	Bihar	216	216	221	221	0	0	0	0	437	437
5	Chhattisgarh	101	95	12	12	2	2	0	0	115	109
6	Goa	30	30	7	7	2	2	0	0	39	39
7	Gujarat	936	932	266	266	57	57	0	0	1,259	1,255
8	Haryana	84	144	57	174	8	15	3	3	152	336
9	Himachal Pradesh	92	119	18	22	3	3	0	0	113	144
10	Jharkhand	67	67	18	18	5	5	0	0	90	90
11	Karnataka	232	232	4	4	25	25	0	0	261	261
12	Kerala	17	17	2	2	0	0	0	0	19	19
13	Madhya Pradesh	252	232	306	264	20	20	46	46	624	562
14	Maharashtra	985	985	803	803	83	83	0	0	1,871	1,871
15	Manipur	74	30	15	5	6	0	0	0	95	35
16	Meghalaya	28	28	2	2	0	0	0	0	30	30
17	Mizoram	14	12	1	1	0	0	0	0	15	13
18	Nagaland	20	20	4	4	0	0	0	0	24	24
19	Odisha	322	322	124	124	22	22	0	0	468	468
20	Punjab	108	108	13	13	32	32	0	0	153	153
21	Rajasthan	553	553	654	654	36	36	0	0	1,243	1,243
22	Sikkim	27	27	5	5	0	0	0	0	32	32
23	Tamil Nadu	14	14	3	3	10	10	0	0	27	27
24	Telangana	0	0	38	30	17	17	0	0	55	47
25	Tripura	28	28	7	7	0	0	0	0	35	35
26	Uttar Pradesh	391	391	113	113	43	43	0	0	547	547
27	Uttarakhand	115	106	119	112	3	3	0	0	237	221
28	West Bengal	203	203	189	189	83	83	63	63	538	538
29	A & N Islands	18	23	0	0	0	0	0	0	18	23
30	Chandigarh	0	0	0	12	0	0	0	0	0	12
31	Dadra and Nagar Haveli and Daman and Diu	18	18	3	3	0	0	0	0	21	21
32	Delhi	0	0	0	0	0	0	0	0	0	0
33	Jammu and Kashmir	127	127	33	33	20	20	105	105	285	285
34	Ladakh	9	14	1	3	0	0	0	0	10	17
35	Lakshadweep	2	2	0	0	0	0	0	0	2	2
36	Puducherry	6	6	2	2	-	-	-	-	8	8
TOTAL		5,285	5,313	3,139	3,207	526	528	217	217	9,167	9,265

TABLE 5.1.4 -- ACTUAL NUMBER OF SPECIAL PURPOSE POLICE STATIONS IN STATES/UTs

AS ON 01.01.2022

Sl. No.	STATES/UTs	CRIME AGAINST SCs/STs/WEAKER SECTIONS	CRIME AGAINST WOMEN & CHILDREN	ANTI CORRUPTION/VIGILANCE POLICE STATION	COASTAL POLICE STATION	CRIME INVESTIGATION DEPARTMENT	ECONOMIC OFFENCES POLICE STATION / WINGS	CYBER CRIME POLICE STATION
(1)	(2)	(3)	(4)	(5)	(6)	(7)	(8)	(9)
1	Andhra Pradesh	0	18	1	21	1	0	3
2	Arunachal Pradesh	0	6	0	0	1	0	1
3	Assam	0	0	1	0	1	1	0
4	Bihar	40	40	2	0	0	1	1
5	Chhattisgarh	27	0	1	0	1	0	1
6	Goa	0	1	1	7	1	1	1
7	Gujarat	0	39	37	22	6	0	24
8	Haryana	0	33	8	0	0	0	8
9	Himachal Pradesh	0	11	13	0	1	0	1
10	Jharkhand	24	41	0	0	0	0	7
11	Karnataka	0	36	0	9	1	0	8
12	Kerala	2	14	0	18	1	0	19
13	Madhya Pradesh	51	52	1	0	4	0	1
14	Maharashtra	NA	NA	NA	44	NA	NA	46
15	Manipur	0	9	1	0	0	1	1
16	Meghalaya	0	11	0	0	1	1	1
17	Mizoram	0	0	1	0	0	0	1
18	Nagaland	0	12	0	0	0	0	1
19	Odisha	0	6	0	18	1	1	15
20	Punjab	0	9	7	0	0	1	2
21	Rajasthan	0	41	0	0	0	0	2
22	Sikkim	0	0	1	0	1	0	0
23	Tamil Nadu	0	202	46	42	53	49	46
24	Telangana	0	17	0	0	1	0	3
25	Tripura	0	0	0	0	0	0	0
26	Uttar Pradesh	0	0	85	0	0	4	18
27	Uttarakhand	0	2	2	0	0	0	2
28	West Bengal	0	48	1	14	0	0	31
29	A & N Islands	0	0	1	0	0	0	0
30	Chandigarh	0	1	1	0	0	0	0
31	Dadra and Nagar Haveli and Daman and Diu	0	0	1	3	0	0	0
32	Delhi	0	0	0	0	0	0	15
33	Jammu and Kashmir	0	10	8	0	8	0	2
34	Ladakh	0	0	0	0	0	0	0
35	Lakshadweep	0	0	0	7	0	0	0
36	Puducherry	3	3	1	4	1	1	1
TOTAL		147	662	221	209	84	61	262

TABLE 5.1.4 -- (CONTINUED ...)

Sl. No.	STATES/UTs	CRIME AGAINST WILD LIFE	NARCOTICS AND DRUG TRAFFICKING	RAILWAY POLICE STATION	TRAFFIC POLICE STATION	TOURIST POLICE STATION	ANY OTHER	TOTAL NO. OF SPECIAL PURPOSE POLICE STATIONS
(1)	(2)	(10)	(11)	(12)	(13)	(14)	(15)	(16)
1	Andhra Pradesh	0	0	34	49	0	2	129
2	Arunachal Pradesh	0	0	0	0	0	0	8
3	Assam	0	0	12	0	0	3	18
4	Bihar	0	0	41	15	0	0	140
5	Chhattisgarh	0	0	5	0	0	2	37
6	Goa	0	1	2	0	0	0	15
7	Gujarat	0	0	24	14	0	5	171
8	Haryana	0	0	16	27	0	8	100
9	Himachal Pradesh	0	0	2	0	0	0	28
10	Jharkhand	0	0	23	16	0	25	136
11	Karnataka	0	43	18	108	0	0	223
12	Kerala	0	0	13	12	0	1	80
13	Madhya Pradesh	0	1	28	51	0	2	191
14	Maharashtra	NA	NA	39	NA	NA	NA	129
15	Manipur	0	1	0	0	0	0	13
16	Meghalaya	0	0	0	0	0	2	16
17	Mizoram	0	1	0	0	0	1	4
18	Nagaland	0	1	0	0	0	0	14
19	Odisha	0	0	15	9	0	38	103
20	Punjab	0	0	11	0	0	19	49
21	Rajasthan	0	0	25	1	3	3	75
22	Sikkim	0	0	0	0	0	1	3
23	Tamil Nadu	Nil	15	47	237	Nil	250	987
24	Telangana	0	0	12	61	0	1	95
25	Tripura	0	0	0	0	0	0	-
26	Uttar Pradesh	0	0	65	0	3	75	250
27	Uttarakhand	0	0	4	0	0	0	10
28	West Bengal	0	0	46	0	0	1	141
29	A & N Islands	0	0	0	0	0	2	3
30	Chandigarh	0	0	0	0	0	0	2
31	Dadra and Nagar Haveli and Daman and Diu	0	0	0	0	0	0	4
32	Delhi	0	0	7	0	0	8	30
33	Jammu and Kashmir	0	2	11	0	1	7	49
34	Ladakh	0	0	0	0	0	1	1
35	Lakshadweep	0	0	0	0	0	0	7
36	Puducherry	0	1	0	7	0	3	25
TOTAL		0	66	500	607	7	460	3,286

TABLE 5.1.5 -- POLICE COMMISSIONERATE SYSTEM IN INDIA

AS ON 01.01.2022

Sl. No.	STATES/UTs	NUMBER OF CITIES HAVING POLICE COMMISSIONERATE SYSTEM	NAME OF CITIES			
(1)	(2)	(3)	(4)			
1	Andhra Pradesh	5	Vijayawada	Visakhapatnam	Rajahmundry Urban District	Guntur Urban District
			Tirupathi Urban District	-	-	-
2	Arunachal Pradesh	0	-	-	-	-
3	Assam	1	Guwahati	-	-	-
4	Bihar	0	-	-	-	-
5	Chhattisgarh	0	-	-	-	-
6	Goa	0	-	-	-	-
7	Gujarat	4	Ahmedabad	Vadodara	Rajkot	Surat
8	Haryana	3	Gurugram	Faridabad	Panchkula	-
9	Himachal Pradesh	0	-	-	-	-
10	Jharkhand	0	-	-	-	-
11	Karnataka	6	Bengaluru	Belagavi	Hubballi-Dharwad	Mangalore
			Kalaburagi	Mysore	-	-
			-	-	-	-
12	Kerala	6	Thiruvananthapuram City	Kollam City	Ernakulam City	Thrissur City
			Kozhikode City	Kannur City	-	-
			-	-	-	-
13	Madhya Pradesh	2	Bhopal	Indore	-	-
14	Maharashtra	12	Mumbai	Pune	Nagpur	Thane
			Navi Mumbai	Nashik	Aurangabad	Amravati
			Solapur	Pimpri Chinchwad	Mumbai Railway	Mira-Bhyindar-Vasai-Virar
15	Manipur	0	-	-	-	-
16	Meghalaya	0	-	-	-	-
17	Mizoram	0	-	-	-	-
18	Nagaland	1	Dimapur	-	-	-
19	Odisha	1	Bhubaneswar-Cuttack	-	-	-
20	Punjab	3	Jalandhar	Ludhiana	Amritsar	-
21	Rajasthan	2	Jaipur	Jodhpur	-	-
22	Sikkim	0	-	-	-	-
23	Tamil Nadu	7	Chennai	Coimbatore	Madurai	Salem
			Thiruchirapalli	Thirunelveli	Thiruppur	-
			-	-	-	-
24	Telangana	9	Hyderabad	Cyberabad	Rachakonda	Warangal
			Ramagundam	Karimnagar	Nizamabad	Siddipet
			Khammam	-	-	-
			-	-	-	-
25	Tripura	0	-	-	-	-
26	Uttar Pradesh	4	Lucknow	Gautam Budh Nagar	Kanpur Nagar	Varanasi
27	Uttarakhand	0	-	-	-	-
28	West Bengal	7	Kolkata	Howrah	Asansol-Durgapur	Siliguri
			Barrackpore	Bidhannagar	Chandannagar	-
			-	-	-	-
29	A & N Islands	0	-	-	-	-
30	Chandigarh	0	-	-	-	-
31	Dadra and Nagar Haveli and Daman and Diu	0	-	-	-	-
32	Delhi	1	Delhi	-	-	-
33	Jammu and Kashmir	0	-	-	-	-
34	Ladakh	0	-	-	-	-
35	Lakshadweep	0	-	-	-	-
36	Puducherry	0	-	-	-	-
TOTAL		74				

TABLE 5.1.5 (A) -- SANCTIONED (S) STRENGTH OF CIVIL POLICE IN METRO CITIES HAVING POLICE COMMISSIONERATE SYSTEM

AS ON 01.01.2022

Sl. No.	STATES/UTs	No.	NAMES OF CITIES	DGP	ADGP	IGP	DIGP	SP	ADDL SP	ASP/DY.SP	INSPECTOR	S.I.
(1)	(2)	(3)	(4)	(5)	(6)	(7)	(8)	(9)	(10)	(11)	(12)	(13)
1	Andhra Pradesh	5	Vijayawada	-	1	1	1	5	6	24	54	176
			Visakhapatnam	-	-	1	1	3	4	16	53	170
			Rajahmundry Urban District	-	-	-	-	1	3	12	17	73
			Guntur Urban District	-	-	-	-	1	3	10	24	86
			Tirupathi Urban District	-	-	-	-	1	4	16	29	89
2	Assam	1	Guwahati	-	1	-	1	9	11	22	25	218
3	Gujarat	4	Ahmedabad	1	-	3	4	14	-	33	152	795
			Vadodara	-	1	1	1	7	-	17	66	308
			Rajkot	-	1	1	-	3	-	11	33	160
			Surat	1	-	-	3	9	-	23	96	447
4	Haryana	3	Gurugram	-	-	1	1	8	-	27	113	362
			Faridabad	-	-	1	1	7	-	17	77	360
			Panchkula	-	-	1	-	3	-	9	24	86
5	Karnataka	6	Bengaluru	-	1	3	2	18	-	50	222	1,172
			Belagavi	-	-	-	1	1	1	5	19	40
			Hubballi-Dharwad	-	-	1	-	2	-	5	26	50
			Mangalore	-	-	-	1	-	2	5	24	78
			Kalaburagi	-	-	-	1	2	-	5	17	38
			Mysore	-	-	-	1	2	-	5	29	65
6	Kerala	6	Thiruvananthapuram	-	-	1	1	2	-	12	31	158
			Kollam	-	-	-	-	1	1	6	23	90
			Thrissur	-	-	-	-	1	1	7	24	77
			Ernakulam	-	-	1	-	2	-	11	32	131
			Kozhikode	-	-	-	-	-	1	11	22	108
			Kannur	-	-	-	-	1	2	7	25	119
7	Madhya Pradesh	2	Bhopal	-	-	1	2	8	12	38	155	403
			Indore	-	-	1	2	8	12	38	148	403
8	Maharashtra	12	Mumbai	1	-	5	10	38	-	129	2,125	3,272
			Pune	-	1	1	4	10	-	24	346	464
			Nagpur	-	1	1	3	10	-	20	302	405
			Thane	-	1	1	4	11	-	28	412	442
			Navi Mumbai	-	1	-	2	6	-	11	274	226
			Nashik	-	-	1	-	4	-	8	121	127
			Aurangabad	-	-	1	-	3	-	8	48	137
			Amravati	-	-	-	1	3	-	7	61	83
			Solapur	-	-	-	1	3	-	7	74	47
			Pimpri Chinchwad	-	-	1	1	3	-	8	143	193
			Mumbai Railway	-	1	1	-	5	2	8	89	136
			Mira-Bhayindar Vasai-Virar	-	1	-	1	5	-	13	182	224
9	Nagaland	1	Dimapur	-	-	-	-	-	-	-	-	18
10	Odisha	1	Bhubaneswar -Cuttack	-	1	1	1	4	12	33	79	426
11	Punjab	3	Jalandhar	-	-	1	-	7	-	16	33	87
			Ludhiana	-	-	1	-	2	6	18	55	136
			Amritsar	-	-	1	-	2	5	16	47	112
12	Rajasthan	2	Jaipur	-	-	1	2	8	32	37	151	643
			Jodhpur	-	-	1	-	4	15	14	56	211
13	Tamil Nadu	7	Chennai	1	Nil	5	7	25	8	81	360	1,910
			Coimbatore	Nil	Nil	1	Nil	4	1	15	49	105
			Madurai	Nil	Nil	1	Nil	4	1	18	62	159
			Salem	Nil	Nil	1	Nil	2	1	12	42	68
			Thiruchirapalli	Nil	Nil	1	Nil	2	1	14	48	88
			Thirunelveli	Nil	Nil	1	Nil	2	1	10	28	51
			Thiruppur	Nil	Nil	1	Nil	2	2	11	30	52
14	Telangana	9	Hyderabad	-	1	3	4	11	20	63	246	783
			Cyberabad	-	-	1	1	6	10	21	90	303
			Rachakonda	-	-	1	1	6	9	22	97	307
			Karimnagar	-	-	-	1	-	2	9	24	57
			Nizamabad	-	-	-	-	1	3	9	26	85
			Ramagundam	-	-	-	1	3	4	10	40	110
			Siddipet	-	-	-	-	1	2	7	24	60
			Warangal	-	-	-	1	4	5	18	57	173
			Khamaam	-	-	-	-	1	2	10	25	79
15	Uttar Pradesh	4	Lucknow	-	1	2	-	10	13	28	118	1,848
			Gutam Budh Nagar	-	1	-	2	7	9	17	76	1,295
			Kanpur Nagar	-	1	-	2	6	9	20	74	1,643
			Varanasi	-	1	-	2	5	10	16	49	650
16	West Bengal	7	Kolkata	-	3	4	9	35	-	122	557	3,595
			Howrah	-	-	-	1	5	1	10	37	230
			Asansol-Durgapur	-	-	-	1	4	6	15	42	321
			Siliguri	-	-	1	-	4	4	12	33	242
			Barrackpore	-	-	1	2	5	3	12	47	335
			Bidhannagar	-	-	1	1	4	2	11	43	250
			Chandannagar	-	-	1	1	3	2	9	32	197
17	Delhi	1	Delhi	1	17	20	20	50	37	298	1,378	7,658
TOTAL		74		5	37	82	111	459	303	1,747	9,892	36,305

TABLE 5.1.5 (A) -- (CONTINUED...)

Sl. No.	STATES/UTs	No.	NAMES OF CITIES	A.S.I.	HEAD CONSTABLE	CONSTABLE	OTHERS IF ANY	TOTAL
(1)	(2)	(3)	(4)	(14)	(15)	(16)	(17)	(18)
1	Andhra Pradesh	5	Vijayawada	154	505	1,538	-	2,465
			Visakhapatnam	155	449	1,389	-	2,241
			Rajahmundry Urban District	64	177	603	-	950
			Guntur Urban District	81	224	665	-	1,094
			Tirupathi Urban District	100	301	981	-	1,521
2	Assam	1	Guwahati	166	208	1,824	57	2,542
3	Gujarat	4	Ahmedabad	1,296	2,342	8,423	-	13,063
			Vadodara	486	917	2,547	-	4,351
			Rajkot	203	333	1,140	-	1,885
			Surat	745	1,350	4,309	-	6,983
4	Haryana	3	Gurugram	770	1,514	5,424	1,000	9,220
			Faridabad	676	1,492	4,842	799	8,272
			Panchkula	130	201	912	349	1,715
5	Karnataka	6	Bengaluru	1,633	5,061	10,047	-	18,209
			Belagavi	114	320	699	-	1,200
			Hubbali-Dharwad	190	462	958	-	1,694
			Mangalore	143	401	849	-	1,503
			Kalaburagi	81	223	554	-	921
			Mysore	198	592	1,159	-	2,051
6	Kerala	6	Thiruvananthapuram	80	461	2,220	-	2,966
			Kollam	67	302	911	2	1,403
			Thrissur	51	254	693	-	1,108
			Ernakulam	85	421	1,464	-	2,147
			Kozhikode	55	283	886	-	1,366
			Kannur	65	286	939	-	1,444
7	Madhya Pradesh	2	Bhopal	664	1,304	3,185	100	5,872
			Indore	656	1,135	3,083	105	5,591
8	Maharashtra	12	Mumbai	3,197	15,567	22,150	-	46,494
			Pune	757	3,664	4,025	-	9,296
			Nagpur	660	3,531	3,621	-	8,554
			Thane	762	3,989	4,333	-	9,983
			Navi Mumbai	240	2,310	2,082	-	5,152
			Nashik	250	1,314	1,472	-	3,297
			Aurangabad	372	1,313	1,819	-	3,701
			Amravati	180	857	852	-	2,044
			Solapur	172	950	952	-	2,206
			Pimpri Chinchwad	-	-	-	-	349
			Mumbai Railway	352	1,532	1,896	-	4,022
			Mira-Bhyindar Vasai-Virar	-	-	-	-	426
9	Nagaland	1	Dimapur	36	127	661	30	872
10	Odisha	1	Bhubaneswar -Cuttack	362	196	3,091	-	4,206
11	Punjab	3	Jalandhar	177	447	2,651	18	3,437
			Ludhiana	383	1,087	3,743	19	5,450
			Amritsar	227	685	3,599	19	4,713
12	Rajasthan	2	Jaipur	1,195	2,191	7,504	-	11,764
			Jodhpur	385	660	2,333	-	3,679
13	Tamil Nadu	7	Chennai	-	2,040	13,502	161	18,100
			Coimbatore	Nil	197	1,377	Nil	1,749
			Madurai	Nil	337	1,924	Nil	2,506
			Salem	Nil	192	911	Nil	1,229
			Thiruchirapalli	Nil	255	1,629	Nil	2,038
			Thirunelveli	Nil	79	540	Nil	712
			Thiruppur	Nil	92	811	Nil	1,001
14	Telangana	9	Hyderabad	500	1,431	6,230	-	9,292
			Cyberabad	218	581	2,818	-	4,049
			Rachakonda	244	606	3,032	-	4,325
			Karimnagar	52	135	659	-	939
			Nizamabad	84	213	981	-	1,402
			Ramagundam	119	263	1,325	-	1,875
			Siddipet	67	147	732	-	1,040
			Warangal	162	419	1,825	-	2,664
			Khamaam	79	175	861	-	1,232
15	Uttar Pradesh	4	Lucknow	-	2,150	4,029	-	8,199
			Gutam Budh Nagar	-	1,480	1,808	-	4,695
			Kanpur Nagar	-	1,979	3,556	200	7,490
			Varanasi	-	974	2,419	122	4,248
16	West Bengal	7	Kolkata	3,261	-	15,583	1,973	25,142
			Howrah	365	-	2,613	-	3,262
			Asansol-Durgapur	361	-	2,489	-	3,239
			Siliguri	319	-	2,080	-	2,695
			Barrackpore	461	-	2,861	-	3,727
			Bidhannagar	321	-	2,110	-	2,743
			Chandannagar	298	-	1,690	-	2,233
17	Delhi	1	Delhi	7,035	21,667	44,068	1,633	83,882
TOTAL		74		32,761	97,350	2,53,491	6,587	4,39,130

TABLE 5.1.5 (B) -- SANCTIONED (S) STRENGTH OF DISTRICT ARMED RESERVE (DAR) POLICE IN METRO CITIES HAVING POLICE COMMISSIONERATE SYSTEM

AS ON 01.01.2022

Sl.No.	STATES/UTs	No.	NAMES OF CITIES	DGP	ADGP	IGP	DIGP	SP	ADDL SP
(1)	(2)	(3)	(4)	(5)	(6)	(7)	(8)	(9)	(10)
1	Andhra Pradesh	5	Vijayawada	-	-	-	-	3	-
			Visakhapatnam	-	-	-	-	1	1
			Rajahmundry Urban District	-	-	-	-	-	-
			Guntur Urban District	-	-	-	-	-	-
			Tirupathi Urban District	-	-	-	-	-	-
2	Assam	1	Guwahati	-	-	-	-	-	
3	Gujarat	4	Ahmedabad	-	-	-	-	1	-
			Vadodara	-	-	-	1	2	-
			Rajkot	-	1	-	-	1	-
			Surat	-	-	-	-	1	-
4	Haryana	3	Gurugram	-	-	-	-	-	-
			Faridabad	-	-	-	-	-	-
			Panchkula	-	-	-	-	-	-
5	Karnataka	6	Bengaluru	-	-	-	1	4	-
			Belagavi	-	-	-	-	-	1
			Hubballi-Dharwad	-	-	-	-	-	-
			Mangalore	-	-	-	-	-	1
			Kalaburagi	-	-	-	-	-	-
			Mysore	-	-	-	-	-	1
6	Kerala	6	Thiruvananthapuram	-	-	-	-	-	-
			Kollam	-	-	-	-	-	-
			Thrissur	-	-	-	-	-	-
			Eranakulam	-	-	-	-	-	-
			Kozhikode	-	-	-	-	-	-
			Kannur	-	-	-	-	-	-
7	Madhya Pradesh	2	Bhopal	NA	NA	NA	NA	NA	NA
			Indore	NA	NA	NA	NA	NA	NA
8	Maharashtra	12	Mumbai	-	1	-	1	1	-
			Pune	-	-	-	1	4	-
			Nagpur	-	-	-	1	5	-
			Thane	-	-	-	-	-	-
			Navi Mumbai	-	-	-	-	1	-
			Nashik	-	-	-	-	1	-
			Aurangabad	-	-	-	-	-	2
			Amravati	-	-	-	-	-	-
			Solapur	-	-	-	-	1	-
			Pimpri Chinchwad	-	-	-	-	-	-
			Mumbai Railway	-	-	-	-	-	-
			Mira-Bhyindar Vasai-Virar	-	-	-	-	-	-
9	Nagaland	1	Dimapur	-	-	-	-	-	
10	Odisha	1	Bhubaneswar -Cuttack	-	-	-	-	-	
11	Punjab	3	Jalandhar	-	-	-	-	-	-
			Ludhiana	-	-	-	-	-	-
			Amritsar	-	-	-	-	-	-
12	Rajasthan	2	Jaipur	-	-	-	-	-	
			Jodhpur	-	-	-	-	-	-
13	Tamil Nadu	7	Chennai	Nil	Nil	Nil	Nil	4	3
			Coimbatore	Nil	Nil	Nil	Nil	1	1
			Madurai	Nil	Nil	Nil	Nil	1	1
			Salem	Nil	Nil	Nil	Nil	Nil	Nil
			Thiruchirapalli	Nil	Nil	Nil	Nil	Nil	Nil
			Thirunelveli	Nil	Nil	Nil	Nil	Nil	1
			Thiruppur	Nil	Nil	Nil	Nil	Nil	1
14	Telangana	9	Hyderabad	-	-	-	-	1	6
			Cyberabad	-	-	-	-	1	3
			Rachakonda	-	-	-	-	-	3
			Karimnagar	-	-	-	-	-	1
			Nizamabad	-	-	-	-	-	1
			Ramagundam	-	-	-	-	-	-
			Siddipet	-	-	-	-	-	1
			Warangal	-	-	-	-	-	1
			Khamaam	-	-	-	-	-	1
15	Uttar Pradesh	4	Lucknow	-	-	-	-	-	-
			Gautam Buddha Nagar	-	-	-	-	-	-
			Kanpur Nagar	-	-	-	-	-	-
			Varanasi	-	-	-	-	-	-
16	West Bengal	7	Kolkata	-	-	-	-	-	-
			Howrah	-	-	-	-	-	-
			Asansol-Durgapur	-	-	-	-	-	-
			Siliguri	-	-	-	-	-	-
			Barrackpore	-	-	-	-	-	-
			Bidhannagar	-	-	-	-	-	-
Chandannagar	-	-	-	-	-	-			
17	Delhi	1	Delhi	-	-	-	-	-	
TOTAL		74		0	2	0	5	34	30

TABLE 5.1.5 (B) -- (CONTINUED . . .)

Sl.No.	STATES/UTs	No.	NAMES OF CITIES	ASP/DY.SP	INSPECTOR	S.I.	A.S.I.	HEAD CONSTABLE	CONSTABLE	OTHERS IF ANY	TOTAL		
(1)	(2)	(3)	(4)	(11)	(12)	(13)	(14)	(15)	(16)	(17)	(18)		
1	Andhra Pradesh	5	Vijayawada	4	11	58	68	299	954	-	1,397		
			Visakhapatnam	2	7	19	60	195	663	-	948		
			Rajahmundry Urban District	2	3	7	20	65	221	-	318		
			Guntur Urban District	1	3	9	27	87	294	-	421		
			Tirupathi Urban District	2	4	12	37	119	405	-	579		
2	Assam	1	Guwahati	-	1	9	-	62	776	34	882		
3	Gujarat	4	Ahmedabad	3	6	24	98	111	932	-	1,175		
			Vadodara	6	12	48	193	195	1,764	-	2,221		
			Rajkot	3	7	25	107	106	957	-	1,207		
			Surat	3	6	22	97	97	870	-	1,096		
4	Haryana	3	Gurugram	-	-	-	-	-	-	-	-		
			Faridabad	-	-	-	-	-	-	-	-	-	
			Panchkula	-	-	-	-	-	-	-	-	-	
5	Karnataka	6	Bengaluru	17	32	172	540	1,945	4,176	-	6,887		
			Belagavi	-	3	9	35	96	217	5	366		
			Hubbali-Dharwad	-	-	-	-	-	-	-	-	-	
			Mangalore	1	4	14	50	160	358	-	588		
			Kalaburagi	2	2	7	25	72	302	5	415		
Mysore	3	6	23	98	277	663	2	1,073					
6	Kerala	6	Thiruvananthapuram	-	-	-	-	-	-	-	-		
			Kollam	-	-	-	-	-	-	-	-		
			Thrissur	-	-	-	-	-	-	-	-		
			Eranakulam	-	-	-	-	-	-	-	-		
			Kozhikode	-	-	-	-	-	-	-	-		
			Kannur	-	-	-	-	-	-	-	-		
7	Madhya Pradesh	2	Bhopal	NA	NA	NA	NA	NA	NA	NA	-		
			Indore	NA	NA	NA	NA	NA	NA	NA	NA	-	
8	Maharashtra	12	Mumbai	2	50	273	-	-	-	-	-	328	
			Pune	-	4	12	-	-	-	-	-	-	21
			Nagpur	-	3	15	-	-	-	-	-	-	24
			Thane	-	3	13	-	-	-	-	-	-	16
			Navi Mumbai	-	3	40	-	-	-	-	-	-	44
			Nashik	-	3	8	-	-	-	-	-	-	12
			Aurangabad	-	3	9	-	-	-	-	-	-	14
			Amravati	-	3	5	-	-	-	-	-	-	8
			Solapur	-	3	4	-	-	-	-	-	-	8
			Pimpri Chinchwad	-	-	-	-	-	-	-	-	-	-
			Mumbai Railway	-	-	5	-	-	-	-	-	-	5
			Mira-Bhyindar Vasai-Virar	-	-	4	-	-	-	-	-	-	4
9	Nagaland	1	Dimapur	-	-	-	-	-	-	-	-		
10	Odisha	1	Bhubaneswar -Cuttack	-	4	8	8	192	866	-	1,078		
11	Punjab	3	Jalandhar	-	-	-	-	-	-	-	-		
			Ludhiana	-	-	-	-	-	-	-	-	-	
12	Rajasthan	2	Jaipur	-	-	-	-	-	-	-	-		
			Jodhpur	-	-	-	-	-	-	-	-	-	
13	Tamil Nadu	7	Chennai	17	85	432	Nil	753	4,328	Nil	5,622		
			Coimbatore	3	4	37	Nil	77	860	Nil	983		
			Madurai	3	14	48	Nil	99	1,046	28	1,240		
			Salem	2	4	17	Nil	24	317	Nil	364		
			Thiruchirapalli	3	6	21	Nil	51	495	Nil	576		
			Thirunelveli	1	4	17	Nil	35	408	31	497		
			Thiruppur	Nil	2	13	Nil	25	337	Nil	378		
14	Telangana	9	Hyderabad	9	24	93	226	668	5,433	-	6,460		
			Cyberabad	3	18	50	113	410	1,799	-	2,397		
			Rachakonda	4	20	54	123	439	1,942	-	2,585		
			Karimnagar	-	4	12	27	81	343	-	468		
			Nizamabad	1	6	12	34	102	442	-	598		
			Ramagundam	4	6	15	45	134	563	-	767		
			Siddipet	-	5	11	32	95	391	-	535		
			Warangal	3	6	15	61	179	836	-	1,101		
			Khamaam	2	4	10	31	96	395	-	539		
15	Uttar Pradesh	4	Lucknow	-	2	13	-	599	1,444	2,851	4,909		
			Gautam Buddh Nagar	-	2	22	-	107	491	-	622		
			Kanpur Nagar	-	1	11	-	248	1,158	2	1,420		
			Varanasi	-	5	21	-	273	815	-	1,114		
			Kolkata	-	-	-	-	-	-	-	-	-	
16	West Bengal	7	Howrah	1	9	48	92	-	550	-	700		
			Asansol-Durgapur	1	12	41	108	-	535	-	697		
			Siliguri	1	11	53	84	-	575	-	724		
			Barrackpore	2	9	50	92	-	600	-	753		
			Bidhannagar	1	8	44	89	-	450	-	592		
			Chandannagar	1	8	51	84	-	450	-	594		
			Delhi	-	-	-	-	-	-	-	-	-	
17	Delhi	1	Delhi	-	-	-	-	-	-	-			
TOTAL		74		113	465	2,065	2,704	8,573	41,421	2,958	58,370		

TABLE 5.1.5 (C)-- SANCTIONED (S) STRENGTH OF ARMED POLICE IN METRO CITIES HAVING POLICE COMMISSIONERATE SYSTEM
AS ON 01.01.2022

Sl. No.	STATES/UTs	No.	NAMES OF CITIES	DGP	ADGP	IGP	DIGP	SP	ADDL SP	ASP/DY.SP
(1)	(2)	(3)	(4)	(5)	(6)	(7)	(8)	(9)	(10)	(11)
1	Andhra Pradesh	5	Vijayawada	-	-	-	-	1	1	4
			Visakhapatnam	-	-	-	-	1	1	4
			Rajahmundry Urban District	-	-	-	-	-	-	-
			Guntur Urban District	-	-	-	-	-	-	-
			Tirupathi Urban District	-	-	-	-	-	-	-
2	Assam	1	Guwahati	-	-	-	-	-	-	
3	Gujarat	4	Ahmedabad	-	-	-	-	-	3	9
			Vadodara	-	-	-	-	-	-	4
			Rajkot	-	-	-	-	-	1	3
			Surat	-	-	-	-	-	2	6
4	Haryana	3	Gurugram	-	-	-	-	-	-	
			Faridabad	-	-	-	-	-	-	
			Panchkula	-	-	-	-	-	-	
5	Karnataka	6	Bengaluru	-	-	-	-	-	-	
			Belagavi	-	-	-	-	-	-	
			Hubbali-Dharwad	-	-	-	-	1	-	
			Mangalore	-	-	-	-	-	-	
			Kalaburagi	-	-	-	-	-	-	
			Mysore	-	-	-	-	-	-	
6	Kerala	6	Thiruvananthapuram	-	-	-	-	-	1	7
			Kollam	-	-	-	-	-	-	
			Thrissur	-	-	-	-	-	1	2
			Eranakulam	-	-	-	-	1	-	4
			Kozhikode	-	-	-	-	-	-	2
			Kannur	-	-	-	-	-	-	-
7	Madhya Pradesh	2	Bhopal	NA	NA	NA	NA	NA	NA	NA
			Indore	NA	NA	NA	NA	NA	NA	NA
8	Maharashtra	12	Mumbai	-	-	-	1	7	-	5
			Pune	-	-	-	-	-	-	18
			Nagpur	-	-	-	-	-	-	11
			Thane	-	-	-	-	-	-	-
			Navi Mumbai	-	-	-	-	-	-	4
			Nashik	-	-	-	-	-	-	1
			Aurangabad	-	-	-	-	-	-	10
			Amravati	-	-	-	-	-	-	2
			Solapur	-	-	-	-	-	-	4
			Pimpri Chinchwad	-	-	-	-	-	-	-
			Mumbai Railway	-	-	-	-	-	-	-
			Mira-Bhyindar Vasai-Virar	-	-	-	-	-	-	-
9	Nagaland	1	Dimapur	-	-	-	-	-	-	
10	Odisha	1	Bhubaneswar -Cuttack	-	-	-	-	1	1	8
11	Punjab	3	Jalandhar	-	-	-	-	-	-	
			Ludhiana	-	-	-	-	-	-	
			Amritsar	-	-	-	-	-	-	
12	Rajasthan	2	Jaipur	-	-	-	-	-	-	
			Jodhpur	-	-	-	-	-	-	
13	Tamil Nadu	7	Chennai	Nil	Nil	Nil	Nil	Nil	Nil	Nil
			Coimbatore	Nil	Nil	Nil	Nil	Nil	Nil	Nil
			Madurai	Nil	Nil	Nil	Nil	Nil	Nil	Nil
			Salem	Nil	Nil	Nil	Nil	Nil	Nil	Nil
			Thiruchirapalli	Nil	Nil	Nil	Nil	Nil	Nil	Nil
			Thirunelveli	Nil	Nil	Nil	Nil	Nil	Nil	Nil
			Thiruppur	Nil	Nil	Nil	Nil	Nil	Nil	Nil
14	Telangana	9	Hyderabad	-	-	-	-	-	-	
			Cyberabad	-	-	-	-	-	-	
			Rachakonda	-	-	-	-	-	-	
			Karimnagar	-	-	-	-	-	-	
			Nizamabad	-	-	-	-	-	-	
			Ramagundam	-	-	-	-	-	-	
			Siddipet	-	-	-	-	-	-	
			Warangal	-	-	-	-	-	-	
			Khamaam	-	-	-	-	-	-	
15	Uttar Pradesh	4	Lucknow	-	-	-	-	-	-	
			Gautam Buddh Nagar	-	-	-	-	-	-	
			Kanpur Nagar	-	-	-	-	-	-	
			Varanasi	-	-	-	-	-	-	
16	West Bengal	7	Kolkata	-	-	-	1	9	-	44
			Howrah	-	-	-	-	-	-	
			Asansol-Durgapur	-	-	-	-	-	-	
			Siliguri	-	-	-	-	-	-	
			Barrackpore	-	-	-	-	-	-	
			Bidhannagar	-	-	-	-	-	-	
Chandannagar	-	-	-	-	-	-				
17	Delhi	1	Delhi	-	-	-	3	17	48	
TOTAL		74		0	0	0	2	24	28	200

TABLE 5.1.5 (C)-- (CONTINUED ...)

Sl. No.	STATES/UTs	No.	NAMES OF CITIES	INSPECTOR	S.I.	A.S.I.	HEAD CONSTABLE	CONSTABLE	OTHERS IF ANY	TOTAL
(1)	(2)	(3)	(4)	(12)	(13)	(14)	(15)	(16)	(17)	(18)
1	Andhra Pradesh	5	Vijayawada	15	33	58	324	935	-	1,371
			Visakhapatnam	12	32	53	247	746	-	1,096
			Rajahmundry Urban District	-	-	-	-	-	-	-
			Guntur Urban District	-	-	-	-	-	-	-
			Tirupathi Urban District	-	-	-	-	-	-	-
2	Assam	1	Guwahati	-	-	-	-	-	-	
3	Gujarat	4	Ahmedabad	36	316	579	2,696	-	-	3,639
			Vadodara	25	103	161	799	-	-	1,092
			Rajkot	16	69	178	820	-	-	1,087
			Surat	26	144	238	1,198	-	-	1,614
4	Haryana	3	Gurugram	-	-	-	-	-	-	-
			Faridabad	-	-	-	-	-	-	-
			Panchkula	-	-	-	-	-	-	-
5	Karnataka	6	Bengaluru	-	-	-	-	-	-	-
			Belagavi	-	-	-	-	-	-	-
			Hubballi-Dharwad	3	12	59	172	356	-	603
			Mangalore	-	-	-	-	-	-	-
			Kalaburagi	-	-	-	-	-	-	-
			Mysore	-	-	-	-	-	-	-
6	Kerala	6	Thiruvananthapuram	7	15	70	115	167	-	382
			Kollam	-	-	-	-	-	-	-
			Thrissur	3	5	22	73	599	192	897
			Eranakulam	4	19	20	58	628	194	928
			Kozhikode	2	4	16	57	2	226	309
			Kannur	-	-	-	-	313	-	313
7	Madhya Pradesh	2	Bhopal	NA	NA	NA	NA	NA	NA	-
			Indore	NA	NA	NA	NA	NA	NA	NA
8	Maharashtra	12	Mumbai	50	273	-	-	-	-	336
			Pune	4	12	-	-	-	-	34
			Nagpur	3	15	-	-	-	-	29
			Thane	3	13	-	-	-	-	16
			Navi Mumbai	3	40	-	-	-	-	47
			Nashik	3	8	-	-	-	-	12
			Aurangabad	3	9	-	-	-	-	22
			Amravati	3	5	-	-	-	-	10
			Solapur	3	4	-	-	-	-	11
			Pimpri Chinchwad	-	-	-	-	-	-	-
			Mumbai Railway	-	5	-	-	-	-	5
			Mira-Bhyindar Vasai-Virar	-	4	-	-	-	-	4
9	Nagaland	1	Dimapur	-	11	-	-	276	287	
10	Odisha	1	Bhubaneswar -Cuttack	7	30	42	208	829	123	1,249
11	Punjab	3	Jalandhar	-	-	-	-	-	-	-
			Ludhiana	-	-	-	-	-	-	-
			Amritsar	-	-	-	-	-	-	-
12	Rajasthan	2	Jaipur	5	23	-	130	551	-	709
			Jodhpur	-	8	-	64	406	-	478
13	Tamil Nadu	7	Chennai	Nil	Nil	Nil	Nil	Nil	Nil	-
			Coimbatore	Nil	Nil	Nil	Nil	Nil	Nil	-
			Madurai	Nil	Nil	Nil	Nil	Nil	Nil	-
			Salem	Nil	Nil	Nil	Nil	Nil	Nil	-
			Thiruchirapalli	Nil	Nil	Nil	Nil	Nil	Nil	-
			Thirunelveli	Nil	Nil	Nil	Nil	Nil	Nil	-
			Thiruppur	Nil	Nil	Nil	Nil	Nil	Nil	-
14	Telangana	9	Hyderabad	-	-	-	-	-	-	-
			Cyberabad	-	-	-	-	-	-	-
			Rachakonda	-	-	-	-	-	-	-
			Karimnagar	-	-	-	-	-	-	-
			Nizamabad	-	-	-	-	-	-	-
			Ramagundam	-	-	-	-	-	-	-
			Siddipet	-	-	-	-	-	-	-
			Warangal	-	-	-	-	-	-	-
			Khamaam	-	-	-	-	-	-	-
15	Uttar Pradesh	4	Lucknow	-	-	-	-	-	-	-
			Gautam Buddha Nagar	-	-	-	-	-	-	-
			Kanpur Nagar	-	-	-	-	-	-	-
			Varanasi	-	-	-	-	-	-	-
16	West Bengal	7	Kolkata	111	362	1,615	-	7,223	369	9,734
			Howrah	-	-	-	-	-	-	-
			Asansol-Durgapur	-	-	-	-	-	-	-
			Siliguri	-	-	-	-	-	-	-
			Barrackpore	-	-	-	-	-	-	-
			Bidhannagar	-	-	-	-	-	-	-
			Chandannagar	-	-	-	-	-	-	-
17	Delhi	1	Delhi	74	428	277	2,041	6,822	662	10,372
TOTAL		74		421	2,002	3,388	9,002	19,853	1,766	36,686

TABLE 5.1.6 -- VEHICLES AVAILABLE WITH STATES/UTs POLICE

AS ON 01.01.2022

Sl. No.	STATES/UTs	AVAILABLE					
		HEAVY DUTY		MEDIUM DUTY		LIGHT DUTY	
		TOTAL	IN POLICE STATIONS	TOTAL	IN POLICE STATIONS	TOTAL	IN POLICE STATIONS
(1)	(2)	(3)	(4)	(5)	(6)	(7)	(8)
1	Andhra Pradesh	54	0	509	18	4,081	1,478
2	Arunachal Pradesh	105	11	177	38	705	145
3	Assam	108	6	520	55	2,326	844
4	Bihar	632	71	382	9	4,534	2,233
5	Chhattisgarh	410	24	591	15	1,602	346
6	Goa	23	0	71	1	292	40
7	Gujarat	732	0	1,401	0	4,120	1,438
8	Haryana	190	6	403	32	2,888	1,539
9	Himachal Pradesh	40	0	98	0	411	136
10	Jharkhand	296	44	1,264	165	3,102	1,050
11	Karnataka	540	13	660	27	4,861	2,605
12	Kerala	378	8	250	2	3,273	1,219
13	Madhya Pradesh	674	29	905	35	3,764	1,153
14	Maharashtra	1,322	70	1,498	450	5,745	2,811
15	Manipur	156	0	214	32	1,161	125
16	Meghalaya	200	3	123	12	678	149
17	Mizoram	36	0	108	5	370	46
18	Nagaland	255	0	387	82	839	82
19	Odisha	222	0	689	0	2,392	643
20	Punjab	181	0	699	69	2,637	531
21	Rajasthan	185	3	521	24	2,912	1,255
22	Sikkim	89	10	107	3	174	30
23	Tamil Nadu	843	526	1,866	1,507	6,097	4,708
24	Telangana	111	0	745	110	4,403	1,193
25	Tripura	236	3	208	31	990	227
26	Uttar Pradesh	1,445	0	896	0	9,877	3,124
27	Uttarakhand	213	0	222	0	716	162
28	West Bengal	488	18	1,566	318	6,148	2,011
29	A & N Islands	109	20	-	0	143	53
30	Chandigarh	28	0	64	13	244	36
31	Dadra and Nagar Haveli and Daman and Diu	5	0	8	2	64	51
32	Delhi	224	34	522	290	2,680	956
33	Jammu and Kashmir	817	3	1,294	58	4,708	456
34	Ladakh	33	0	97	1	241	11
35	Lakshadweep	-	0	10	10	60	57
36	Puducherry	8	0	22	7	148	75
TOTAL		11,388	902	19,097	3,421	89,386	33,018

TABLE 5.1.6 -- (CONTINUED ...)

Sl. No.	STATES/UTs	AVAILABLE					TOTAL NUMBERS OF VEHICLES	
		THREE WHEELERS		TWO WHEELERS		BOATS / OTHERS	AVAILA- BLE	IN POLICE STATIONS
		TOTAL	IN POLICE STATIONS	TOTAL	IN POLICE STATIONS	TOTAL		
(1)	(2)	(9)	(10)	(11)	(12)	(13)	(14)	(15)
1	Andhra Pradesh	0	0	4,684	2,501	425	9,753	3,997
2	Arunachal Pradesh	0	0	585	141	-	1,572	335
3	Assam	0	0	2,343	1,168	45	5,342	2,073
4	Bihar	0	0	3,370	1,429	139	9,057	3,742
5	Chhattisgarh	0	0	2,603	1,240	-	5,206	1,625
6	Goa	0	0	414	175	12	812	216
7	Gujarat	0	0	6,010	4,610	66	12,329	6,048
8	Haryana	0	0	1,886	1,216	12	5,379	2,793
9	Himachal Pradesh	0	0	665	272	-	1,214	408
10	Jharkhand	0	0	2,593	1,019	-	7,255	2,278
11	Karnataka	0	0	6,562	4,661	17	12,640	7,306
12	Kerala	0	0	2,191	1,102	72	6,164	2,331
13	Madhya Pradesh	0	0	6,163	2,786	338	11,844	4,003
14	Maharashtra	0	0	4,773	3,805	55	13,393	7,136
15	Manipur	0	0	242	12	6	1,779	169
16	Meghalaya	0	0	278	108	-	1,279	272
17	Mizoram	0	0	200	29	-	714	80
18	Nagaland	1	1	439	82	-	1,921	247
19	Odisha	0	0	2,739	1,783	40	6,082	2,426
20	Punjab	0	0	2,216	592	150	5,883	1,192
21	Rajasthan	1	0	4,716	3,115	353	8,688	4,397
22	Sikkim	0	0	146	30	-	516	73
23	Tamil Nadu	7	0	10,019	8,438	524	19,356	15,179
24	Telangana	1	0	4,749	2,206	-	10,009	3,509
25	Tripura	0	0	822	371	4	2,260	632
26	Uttar Pradesh	0	0	6,795	4,142	-	19,013	7,266
27	Uttarakhand	2	0	718	-	109	1,980	162
28	West Bengal	9	9	5,863	2,584	92	14,166	4,940
29	A & N Islands	0	0	349	171	119	720	244
30	Chandigarh	0	0	430	205	-	766	254
31	Dadra and Nagar Haveli and Daman and Diu	0	0	113	93	23	213	146
32	Delhi	3	0	5,651	3,576	-	9,080	4,856
33	Jammu and Kashmir	0	0	1,082	233	13	7,914	750
34	Ladakh	0	0	49	5	8	428	17
35	Lakshadweep	0	0	85	79	6	161	146
36	Puducherry	0	0	380	281	2	560	363
TOTAL		24	10	92,923	54,260	2,630	2,15,448	91,611

TABLE 5.1.6 (A)- NUMBER OF SPECIAL VEHICLES AVAILABLE WITH STATES/UTs

AS ON 01.01.2022

Sl. No.	STATES/UTs	PCR VEHICLES	MINE PROTECTED VEHICLES	BOMB DISPOSAL VEHICLES	BULLET PROOF VEHICLES	ANTI RIOT POLICE VEHICLE / VAJRA	WATER CANNONS	ALL TERRAIN VEHICLES (ATVs)	ANY OTHER	TOTAL NUMBER OF SPECIAL VEHICLES
(1)	(2)	(3)	(4)	(5)	(6)	(7)	(8)	(9)	(10)	(11)
1	Andhra Pradesh	41	7	27	107	43	2	0	198	425
2	Arunachal Pradesh	71	1	-	17	6	6	0	39	140
3	Assam	20	0	-	40	22	4	0	0	86
4	Bihar	-	106	-	220	102	18	0	0	446
5	Chhattisgarh	13	45	-	89	21	10	0	131	309
6	Goa	42	0	1	2	-	1	2	2	50
7	Gujarat	682	0	44	52	109	39	3	31	960
8	Haryana	883	0	14	23	50	26	0	29	1,025
9	Himachal Pradesh	9	0	-	4	1	-	0	7	21
10	Jharkhand	322	105	-	311	36	33	0	6,448	7,255
11	Karnataka	302	4	3	20	42	7	0	41	419
12	Kerala	248	0	-	10	13	14	4	0	289
13	Madhya Pradesh	1,000	3	51	16	162	5	0	103	1,340
14	Maharashtra	838	44	78	47	30	16	0	1,610	2,663
15	Manipur	15	0	-	140	4	4	0	0	163
16	Meghalaya	2	0	4	30	10	5	0	0	51
17	Mizoram	-	0	1	5	2	-	0	0	8
18	Nagaland	54	0	4	9	-	2	0	0	69
19	Odisha	141	6	1	12	9	7	0	0	176
20	Punjab	150	0	-	56	11	-	18	0	235
21	Rajasthan	160	0	-	8	66	17	0	0	251
22	Sikkim	-	0	-	0	-	-	0	0	-
23	Tamil Nadu	-	0	-	21	60	36	29	473	619
24	Telangana	864	5	5	118	59	5	0	5	1,061
25	Tripura	-	0	2	3	4	5	0	5	19
26	Uttar Pradesh	4,800	6	16	33	124	5	5	0	4,989
27	Uttarakhand	20	0	1	8	7	6	2	17	61
28	West Bengal	177	19	4	20	10	25	11	452	718
29	A & N Islands	4	0	-	1	2	1	0	10	18
30	Chandigarh	99	0	2	7	5	2	0	0	115
31	Dadra and Nagar Haveli and Daman and Diu	15	0	-	2	1	1	0	0	19
32	Delhi	928	0	-	60	25	10	0	0	1,023
33	Jammu and Kashmir	84	0	2	1,739	119	24	7,901	0	9,869
34	Ladakh	10	-	-	3	6	-	-	14	33
35	Lakshadweep	-	0	-	0	-	-	0	0	-
36	Puducherry	4	-	-	1	2	1	-	9	17
TOTAL		11,998	351	260	3,234	1,163	337	7,975	9,624	34,942

TABLE 5.1.7-- TRANSPORT RESOURCES PER 100 POLICE PERSONNEL

AS ON 01.01.2022

Sl. No.	STATES/UTs	TOTAL POLICE STRENGTH		TOTAL NUMBERS OF VEHICLES AVAILABLE	TRANSPORT RESOURCES PER 100 POLICEMEN	
		(CIVIL + DISTRICT ARMED RESERVE (DAR) + ARMED + IRB)			S	A
		S	A			
(1)	(2)	(3)	(4)	(5)	(6)	(7)
1	Andhra Pradesh	1,06,074	88,689	9,753	9.19	11.00
2	Arunachal Pradesh	15,287	12,100	1,572	10.28	12.99
3	Assam	81,719	61,868	5,342	6.54	8.63
4	Bihar	1,42,872	93,313	9,057	6.34	9.71
5	Chhattisgarh	78,698	64,573	5,206	6.62	8.06
6	Goa	10,749	7,903	812	7.55	10.27
7	Gujarat	1,22,580	89,846	12,329	10.06	13.72
8	Haryana	83,390	59,078	5,379	6.45	9.10
9	Himachal Pradesh	19,300	17,133	1,214	6.29	7.09
10	Jharkhand	82,854	63,077	7,255	8.76	11.50
11	Karnataka	1,10,667	95,516	12,640	11.42	13.23
12	Kerala	61,474	53,216	6,164	10.03	11.58
13	Madhya Pradesh	1,25,319	1,03,642	11,844	9.45	11.43
14	Maharashtra	2,32,965	1,70,570	13,393	5.75	7.85
15	Manipur	35,099	28,631	1,779	5.07	6.21
16	Meghalaya	16,523	13,881	1,279	7.74	9.21
17	Mizoram	11,301	7,567	714	6.32	9.44
18	Nagaland	26,709	26,201	1,921	7.19	7.33
19	Odisha	67,769	56,227	6,082	8.97	10.82
20	Punjab	85,331	72,210	5,883	6.89	8.15
21	Rajasthan	1,11,554	96,058	8,688	7.79	9.04
22	Sikkim	7,063	5,868	516	7.31	8.79
23	Tamil Nadu	1,31,606	1,18,057	19,356	14.71	16.40
24	Telangana	82,617	62,731	10,009	12.11	15.96
25	Tripura	29,606	21,990	2,260	7.63	10.28
26	Uttar Pradesh	4,22,200	3,10,955	19,013	4.50	6.11
27	Uttarakhand	22,404	20,359	1,980	8.84	9.73
28	West Bengal	1,58,198	96,104	14,166	8.95	14.74
29	A & N Islands	5,078	4,331	720	14.18	16.62
30	Chandigarh	7,010	5,903	766	10.93	12.98
31	Dadra and Nagar Haveli and Daman and Diu	1,396	1,179	213	15.26	18.07
32	Delhi	94,254	79,489	9,080	9.63	11.42
33	Jammu and Kashmir	91,203	79,464	7,914	8.68	9.96
34	Ladakh	3,286	2,452	428	13.02	17.46
35	Lakshadweep	321	262	161	50.16	61.45
36	Puducherry	4,462	3,390	560	12.55	16.52
TOTAL		26,88,938	20,93,833	2,15,448	8.01	10.29

TABLE 5.1.8 -- ACTUAL STRENGTH OF VEHICLES AVAILABLE WITH CAPFs

AS ON 01.01.2022

Sl. No.	CENTRAL ARMED POLICE FORCE & SPECIALISED FORCE	HEAVY DUTY	MEDIUM DUTY	LIGHT DUTY	THREE WHEELERS	TWO WHEELERS	TRACTORS	BOATS / OTHERS	TOTAL NUMBERS OF VEHICLES
(1)	(2)	(3)	(4)	(5)	(6)	(7)	(8)	(9)	(10)
1	Assam Rifles	540	560	779	0	235	54	16	2,184
2	Border Security Force	3,176	3,397	5,047	0	5,369	299	451	17,739
3	Central Industrial Security Force	201	275	402	0	195	0	0	1,073
4	Central Reserve Police Force	5,146	4,732	4,921	0	14,979	128	9	29,915
5	Indo-Tibetan Border Police	1,362	659	1,002	0	299	55	0	3,377
6	National Disaster Response Force	266	482	335	0	63	0	1,158	2,304
7	National Security Guard	216	236	301	0	112	5	0	870
8	Railway Protection Force	72	120	529	1	1,374	0	7	2,103
9	Sashastra Seema Bal	1,003	1,158	1,261	0	1,283	104	80	4,889
TOTAL		11,982	11,619	14,577	1	23,909	645	1,721	64,454

TABLE 5.1.8 (A)- NUMBER OF SPECIAL PURPOSE VEHICLES AVAILABLE WITH CAPFs

AS ON 01.01.2022

Sl. No.	CENTRAL ARMED POLICE FORCE & SPECIALISED FORCE	MINES PROTECTED VEHICLES	BOMB DISPOSAL VEHICLES	BULLET PROOF VEHICLES				ANTI RIOT POLICE VEHICLE / VAJRA	WATER CANNONS	JCB	ALL TERRAIN VEHICLES (ATVs)	ANY OTHER	TOTAL SPECIAL PURPOSE VEHICLES AVAILABLE
				SUV	BUSES	MINI BUSES	ANY OTHER VEHICLES						
(1)	(2)	(3)	(4)	(5)	(6)	(7)	(8)	(9)	(10)	(11)	(12)	(13)	(14)
1	Assam Rifles	38	-	-	-	-	37	-	-	26	-	-	101
2	Border Security Force	56	-	-	-	-	331	-	2	53	4	522	968
3	Central Industrial Security Force	6	-	3	-	-	-	-	-	-	-	-	9
4	Central Reserve Police Force	NA	NA	NA	NA	NA	NA	59	10	71	-	75	215
5	Indo-Tibetan Border Police	32	-	24	10	18	20	-	-	18	9	-	131
6	National Disaster Response Force	NA	NA	NA	NA	NA	NA	NA	NA	NA	NA	NA	0
7	National Security Guard	-	-	15	-	-	1	-	-	6	-	18	40
8	Railway Protection Force	-	-	-	-	-	-	-	-	-	-	-	0
9	Sashastra Seema Bal	7	-	14	-	-	41	-	-	-	-	4	66
TOTAL		139	0	56	10	18	430	59	12	174	13	619	1,530

TABLE 5.1.9-- NUMBER OF POLICE STATIONS HAVING / NOT HAVING VEHICLES, TELEPHONES & WIRELESS / MOBILES IN STATES/UTs

AS ON 01.01.2022

Sl. No.	STATES/UTs	TOTAL NUMBER OF ACTUAL POLICE STATION	NUMBER OF POLICE STATIONS					
			HAVING VEHICLES	NOT HAVING VEHICLES	HAVING TELEPHONE	NOT HAVING TELEPHONE	HAVING WIRELESS / MOBILES	NOT HAVING WIRELESS / MOBILES
(1)	(2)	(3)	(4)	(5)	(6)	(7)	(8)	(9)
1	Andhra Pradesh	1,027	1,027	0	1,027	0	1,027	0
2	Arunachal Pradesh	107	NA	NA	NA	NA	NA	NA
3	Assam	329	329	0	203	126	329	0
4	Bihar	1,056	1,056	0	1,056	0	1,056	0
5	Chhattisgarh	456	456	0	434	22	456	0
6	Goa	44	44	0	44	0	44	0
7	Gujarat	745	745	0	745	0	745	0
8	Haryana	397	397	0	397	0	397	0
9	Himachal Pradesh	151	149	2	151	0	151	0
10	Jharkhand	564	517	47	353	211	533	31
11	Karnataka	1,055	1,055	0	1,055	0	1,055	0
12	Kerala	564	564	0	564	0	564	0
13	Madhya Pradesh	1,159	1,159	0	1,159	0	1,159	0
14	Maharashtra	1,168	1,168	0	1,168	0	1,168	0
15	Manipur	84	77	7	20	64	80	4
16	Meghalaya	76	71	5	16	60	61	15
17	Mizoram	44	44	0	18	26	44	0
18	Nagaland	86	86	0	50	36	69	17
19	Odisha	643	643	0	643	0	643	0
20	Punjab	431	431	0	368	63	396	35
21	Rajasthan	917	917	0	917	0	916	1
22	Sikkim	30	30	0	30	0	30	0
23	Tamil Nadu	2,292	2,292	0	2,292	0	2,292	0
24	Telangana	843	843	0	841	2	843	0
25	Tripura	82	82	0	72	10	82	0
26	Uttar Pradesh	1,783	1,783	0	1,783	0	1,608	175
27	Uttarakhand	162	160	2	162	0	162	0
28	West Bengal	637	637	0	637	0	637	0
29	A & N Islands	24	24	0	21	3	24	0
30	Chandigarh	18	18	0	18	0	18	0
31	Dadra and Nagar Haveli and Daman and Diu	8	8	0	8	0	8	0
32	Delhi	225	NA	NA	NA	NA	NA	NA
33	Jammu and Kashmir	250	250	0	250	0	250	0
34	Ladakh	7	7	0	7	0	7	0
35	Lakshadweep	16	16	0	11	5	9	7
36	Puducherry	55	55	0	55	0	55	0
TOTAL		17,535	17,140	63	16,575	628	16,918	285

TABLE 5.1.10 -- FAMILY QUARTERS AVAILABLE FOR OFFICERS OF THE RANK OF DY. SP & ABOVE, ASI TO INSPECTOR, CONSTABLE & HEAD CONSTABLE IN STATES/UTs

AS ON 01.01.2022

SL. NO.	STATES/UTs	YEAR OF INCORPORATION OF POLICE HOUSING CORPORATIONS	FAMILY QUARTERS AVAILABLE FOR			TOTAL
			DY. SP & ABOVE	ASI TO INSPECTOR	CONSTABLE & HEAD CONSTABLE	
(1)	(2)	(3)	(4)	(5)	(6)	(7)
1	Andhra Pradesh	1971	19	1,366	20,426	21,811
2	Arunachal Pradesh	2005	95	323	3,228	3,646
3	Assam	1980	250	5,055	25,521	30,826
4	Bihar	1974	340	3,814	11,347	15,501
5	Chhattisgarh	2011	5	3,677	18,180	21,862
6	Goa	NA	11	75	1,302	1,388
7	Gujarat	1988	1,098	3,121	60,385	64,604
8	Haryana	1989	231	1,587	11,548	13,366
9	Himachal Pradesh	NA	103	288	2,388	2,779
10	Jharkhand	2022	64	2,019	2,484	4,567
11	Karnataka	1985	225	3,584	40,575	44,384
12	Kerala	1999	138	562	4,532	5,232
13	Madhya Pradesh	1981	376	6,130	31,283	37,789
14	Maharashtra	1974	524	8,393	72,385	81,302
15	Manipur	1986	133	448	1,309	1,890
16	Meghalaya	NA	51	533	2,391	2,975
17	Mizoram	NA	92	279	1,650	2,021
18	Nagaland	1968	172	755	3,896	4,823
19	Odisha	1980	354	3,810	9,671	13,835
20	Punjab	1989	38	854	15,393	16,285
21	Rajasthan	2013	157	2,874	19,443	22,474
22	Sikkim	NA	31	113	288	432
23	Tamil Nadu	1981	585	5,453	57,726	63,764
24	Telangana	2015	50	1,600	18,726	20,376
25	Tripura	N/A	145	722	1,384	2,251
26	Uttar Pradesh	1986	830	9,596	60,190	70,616
27	Uttarakhand	NA	83	681	4,354	5,118
28	West Bengal	1993	582	8,220	21,040	29,842
29	A & N Islands	N/A	9	175	1,592	1,776
30	Chandigarh	NA	10	344	2,174	2,528
31	Dadra and Nagar Haveli and Daman and Diu	NA	0	79	220	299
32	Delhi	NA	673	1,877	13,145	15,695
33	Jammu and Kashmir	1997	148	1,224	6,195	7,567
34	Ladakh	NA	8	42	72	122
35	Lakshadweep	NA	4	10	121	135
36	Puducherry	NA	16	100	885	1,001
TOTAL			7,650	79,783	5,47,449	6,34,882

TABLE 5.2.1-- FAMILY QUARTERS AVAILABLE FOR OFFICERS OF THE RANK OF ASSTT. COMMANDANT AND ABOVE , ASIs TO SUBEDAR MAJOR, CONSTABLE & HEAD CONSTABLE IN CAPFs

AS ON 01.01.2022

SL. NO.	CENTRAL ARMED POLICE FORCE & SPECIALISED FORCE	FAMILY QUARTERS AVAILABLE FOR			
		ASSTT. COMMANDANT & ABOVE	ASI TO SUBEDAR MAJOR	CONSTABLE & HEAD CONSTABLE	TOTAL
(1)	(2)	(3)	(4)	(5)	(6)
1	Assam Rifles	640	1,544	10,742	12,926
2	Border Security Force	1,552	4,027	29,730	35,309
3	Central Industrial Security Force	212	555	6,186	6,953
4	Central Reserve Police Force	1,835	2,403	43,494	47,732
5	Indo-Tibetan Border Police	824	1,655	9,070	11,549
6	National Disaster Response Force	106	314	970	1,390
7	National Security Guard	320	835	1,941	3,096
8	Railway Protection Force	-	-	-	-
9	Sashastra Seema Bal	480	1,468	5,907	7,855
TOTAL		5,969	12,801	1,08,040	1,26,810

TABLE 5.2.1 (A) - EXPENDITURE ON CAPFs HOUSING CORPORATION IN FINANCIAL YEAR 2020 - 2021 (REVISED)
(₹ IN CRORE)

AS ON 01.01.2022

SL. NO.	CENTRAL ARMED POLICE FORCE & SPECIALISED FORCE	TOTAL EXPENDITURE BY POLICE HOUSING CORPORATIONS
(1)	(2)	(3)
1	Assam Rifles	88.10
2	Border Security Force	328.76
3	Central Industrial Security Force	28.33
4	Central Reserve Police Force	238.99
5	Indo-Tibetan Border Police	94.54
6	National Disaster Response Force	27.00
7	National Security Guard	0.00
8	Railway Protection Force	0.00
9	Sashastra Seema Bal	52.54
TOTAL		858.26

TABLE 5.2.1 (B)- EXPENDITURE ON CAPFs HOUSING CORPORATION IN FINANCIAL YEAR 2021 - 2022 (TENTATIVE)
(₹ IN CRORE)

AS ON 01.01.2022

SL. NO.	CENTRAL ARMED POLICE FORCE & SPECIALISED FORCE	TOTAL EXPENDITURE BY POLICE HOUSING CORPORATIONS
(1)	(2)	(3)
1	Assam Rifles	92.35
2	Border Security Force	345.91
3	Central Industrial Security Force	11.29
4	Central Reserve Police Force	329.02
5	Indo-Tibetan Border Police	160.00
6	National Disaster Response Force	49.96
7	National Security Guard	0.00
8	Railway Protection Force	0.00
9	Sashastra Seema Bal	88.63
TOTAL		1,077.16

TABLE 5.2.2 (A)- EXPENDITURE BY POLICE HOUSING CORPORATIONS IN FINANCIAL YEAR 2020 - 2021 (REVISED)
(₹ IN CRORE)

AS ON 01.01.2022

SI. No.	STATES/UTs	TOTAL EXPENDITURE BY POLICE HOUSING CORPORATIONS
(1)	(2)	(3)
1	Andhra Pradesh	155.39
2	Arunachal Pradesh	32.77
3	Assam	11.43
4	Bihar	223.05
5	Chhattisgarh	67.56
6	Goa	NA
7	Gujarat	477.24
8	Haryana	419.85
9	Himachal Pradesh	55.54
10	Jharkhand	68.63
11	Karnataka	347.66
12	Kerala	3.62
13	Madhya Pradesh	531.07
14	Maharashtra	634.89
15	Manipur	9.22
16	Meghalaya	1.35
17	Mizoram	0.00
18	Nagaland	10.62
19	Odisha	357.81
20	Punjab	98.51
21	Rajasthan	45.85
22	Sikkim	0.00
23	Tamil Nadu	267.91
24	Telangana	137.46
25	Tripura	NA
26	Uttar Pradesh	661.16
27	Uttarakhand	20.00
28	West Bengal	176.73
29	A & N Islands	0.00
30	Chandigarh	0.00
31	Dadra and Nagar Haveli and Daman and Diu	0.00
32	Delhi	0.72
33	Jammu and Kashmir	6.00
34	Ladakh	NA
35	Lakshadweep	0.00
36	Puducherry	2.99
	TOTAL	4,825.03

TABLE 5.2.2 (B)- EXPENDITURE ON POLICE HOUSING CORPORATIONS IN FINANCIAL YEAR 2021 - 2022 (TENTATIVE)
(₹ IN CRORE)

AS ON 01.01.2022

Sl. No.	STATES/UTs	TOTAL EXPENDITURE BY POLICE HOUSING CORPORATIONS
(1)	(2)	(3)
1	Andhra Pradesh	177.00
2	Arunachal Pradesh	70.65
3	Assam	9.45
4	Bihar	316.51
5	Chhattisgarh	92.82
6	Goa	NA
7	Gujarat	871.29
8	Haryana	374.34
9	Himachal Pradesh	62.28
10	Jharkhand	124.13
11	Karnataka	543.94
12	Kerala	4.47
13	Madhya Pradesh	564.43
14	Maharashtra	726.35
15	Manipur	28.07
16	Meghalaya	4.63
17	Mizoram	0.00
18	Nagaland	10.52
19	Odisha	351.92
20	Punjab	86.14
21	Rajasthan	88.51
22	Sikkim	0.00
23	Tamil Nadu	356.73
24	Telangana	165.67
25	Tripura	NA
26	Uttar Pradesh	1487.91
27	Uttarakhand	34.60
28	West Bengal	175.87
29	A & N Islands	0.00
30	Chandigarh	0.00
31	Dadra and Nagar Haveli and Daman and Diu	0.00
32	Delhi	1.21
33	Jammu and Kashmir	8.00
34	Ladakh	NA
35	Lakshadweep	0.00
36	Puducherry	3.03
TOTAL		6,740.47

TABLE 5.2.3 -- POLICE OFFICES OPERATED FROM GOVERNMENT /HIRED BUILDINGS

AS ON 01.01.2022

Sl. No.	STATES/UTs	POLICE STATION		POLICE POSTS		DIG/IG RANGE		DISTRICT SP		SDPO/Dy. SP		DISTRICT POLICE LINES	
		GOVT.	HIRED	GOVT.	HIRED	GOVT.	HIRED	GOVT.	HIRED	GOVT.	HIRED	GOVT.	HIRED
(1)	(2)	(3)	(4)	(5)	(6)	(7)	(8)	(9)	(10)	(11)	(12)	(13)	(14)
1	Andhra Pradesh	1,010	17	38	7	5	-	18	-	84	14	1	-
2	Arunachal Pradesh	105	2	23	-	3	-	26	-	29	-	30	-
3	Assam	320	9	-	28	-	1	-	13	-	28	-	-
4	Bihar	934	122	338	99	9	3	39	1	131	8	39	1
5	Chhattisgarh	409	47	75	34	4	1	16	12	67	21	27	1
6	Goa	43	1	32	7	3	-	2	-	7	1	1	1
7	Gujarat	718	27	1,228	31	9	-	35	1	98	-	197	-
8	Haryana	361	36	260	76	5	-	24	-	100	-	26	-
9	Himachal Pradesh	130	21	80	47	2	1	12	-	28	3	13	-
10	Jharkhand	558	6	161	44	7	2	26	-	122	13	26	-
11	Karnataka	992	63	258	3	7	-	31	-	129	2	33	-
12	Kerala	521	43	18	1	5	-	20	1	70	2	51	2
13	Madhya Pradesh	1,110	49	549	75	26	-	52	-	412	1	52	-
14	Maharashtra	1,029	139	859	301	11	4	65	7	21	63	29,928	222
15	Manipur	81	3	27	8	7	-	14	2	25	1	16	-
16	Meghalaya	64	12	22	14	2	-	7	5	8	2	7	5
17	Mizoram	44	-	12	1	8	-	8	3	18	-	-	-
18	Nagaland	74	12	16	8	2	1	11	5	58	2	11	5
19	Odisha	640	3	425	43	7	1	36	-	112	2	34	-
20	Punjab	385	46	139	14	5	3	26	2	95	27	21	7
21	Rajasthan	888	29	1,124	93	9	-	43	3	249	11	38	1
22	Sikkim	30	-	-	-	1	-	4	-	11	-	-	-
23	Tamil Nadu	1,954	338	27	-	10	1	31	6	224	25	Nil	Nil
24	Telangana	790	53	22	2	8	-	30	4	73	10	1,876	-
25	Tripura	82	-	35	-	2	-	8	-	27	-	8	-
26	Uttar Pradesh	1,761	22	378	169	26	-	78	-	1,028	-	75	-
27	Uttarakhand	143	19	134	103	2	-	13	-	36	2	13	-
28	West Bengal	473	164	311	227	11	3	34	13	44	15	30	13
29	A & N Islands	24	-	23	-	1	-	3	-	7	-	1	-
30	Chandigarh	17	1	10	2	1	-	4	-	21	-	1	-
31	Dadra and Nagar Haveli and Daman and Diu	8	-	21	-	2	-	3	-	3	-	-	-
32	Delhi	NA	NA	19	1	6	-	15	-	66	-	15	-
33	Jammu and Kashmir	237	13	171	72	8	-	34	-	135	7	22	-
34	Ladakh	6	1	17	-	1	-	-	2	8	2	2	-
35	Lakshadweep	16	-	3	-	-	-	1	-	-	-	-	-
36	Puducherry	53	2	7	1	1	-	3	1	23	1	-	1
TOTAL		16,010	1,300	6,862	1,511	216	21	772	81	3,569	263	32,594	259

TABLE 6.1.1- NUMBER OF FORENSIC SCIENCE LABORATORIES / MOBILE FORENSIC SCIENCE VANS AVAILABLE WITH STATES/UTs

AS ON 01.01.2022

SL NO.	STATES/UTs	MAIN FSL	REGIONAL FSLs	DISTRICT MOBILE FORENSIC UNITS
(1)	(2)	(3)	(4)	(5)
1	Andhra Pradesh	1	5	109
2	Arunachal Pradesh	1	0	0
3	Assam	1	5	9
4	Bihar	1	2	1
5	Chhattisgarh	1	3	5
6	Goa	1	0	1
7	Gujarat	1	6	51
8	Haryana	1	4	4
9	Himachal Pradesh	1	2	3
10	Jharkhand	1	0	24
11	Karnataka	1	7	0
12	Kerala	1	3	19
13	Madhya Pradesh	1	4	50
14	Maharashtra	1	13	45
15	Manipur	1	0	2
16	Meghalaya	1	0	0
17	Mizoram	1	0	0
18	Nagaland	1	0	0
19	Odisha	1	3	36
20	Punjab	1	3	0
21	Rajasthan	1	6	33
22	Sikkim	1	0	1
23	Tamil Nadu	1	10	47
24	Telangana	1	4	0
25	Tripura	1	0	4
26	Uttar Pradesh	1	12	75
27	Uttarakhand	1	1	2
28	West Bengal	1	2	5
29	A & N Islands	1	1	0
30	Delhi	1	1	6
31	J&K	1	9	20
32	Puducherry	1	0	0
TOTAL		32	106	552

CENTRAL FORENSIC SCIENCE LABORATORIES (UNDER DIRECTORATE OF FORENSIC SCIENCE SERVICE, MHA, NEW DELHI)

1	Chandigarh (UT)	1
2	Hyderabad (Telangana)	1
3	Kolkata (West Bengal)	1
4	Bhopal (Madhya Pradesh)	1
5	Kamrup (Assam)	1
6	Pune (Maharashtra)	1
7	NCT of Delhi, CGO Complex, New Delhi	1
TOTAL		7

Source: Directorate of Forensic Science Services, MHA

TABLE 6.1.2 -- NUMBER OF SERVERS, COMPUTERS, LAPTOPS AVAILABLE WITH STATES/UTs POLICE

AS ON 01.01.2022

SI. No.	STATES/UTs	SERVERS	PERSONAL COMPUTERS	LAPTOPS
(1)	(2)	(3)	(4)	(5)
1	Andhra Pradesh	36	8,552	254
2	Arunachal Pradesh	6	1,351	71
3	Assam	89	266	6
4	Bihar	5	2,025	199
5	Chhattisgarh	101	4,884	193
6	Goa	40	341	427
7	Gujarat	90	11,788	750
8	Haryana	141	4,543	260
9	Himachal Pradesh	125	2,785	188
10	Jharkhand	28	4,698	915
11	Karnataka	177	9,440	3,124
12	Kerala	69	4,890	1,982
13	Madhya Pradesh	182	21,522	2,582
14	Maharashtra	241	16,445	1,504
15	Manipur	31	365	30
16	Meghalaya	34	350	29
17	Mizoram	3	497	8
18	Nagaland	1	550	1
19	Odisha	41	5,037	550
20	Punjab	48	5,533	887
21	Rajasthan	73	10,433	678
22	Sikkim	6	185	46
23	Tamil Nadu	66	8,429	1,008
24	Telangana	70	3,692	866
25	Tripura	42	402	289
26	Uttar Pradesh	29	9,637	462
27	Uttarakhand	0	1,240	53
28	West Bengal	288	17,289	953
29	A & N Islands	13	422	42
30	Chandigarh	15	659	68
31	Dadra and Nagar Haveli and Daman and Diu	0	344	38
32	Delhi	106	9,472	91
33	Jammu and Kashmir	41	3,281	135
34	Ladakh	11	252	30
35	Lakshadweep	8	92	16
36	Puducherry	8	477	6
TOTAL		2,253	1,72,168	18,741

TABLE 6.1.3 -- NUMBER OF CCTV CAMERAS, SPEED GUNS & BREATH ANALYZERS AVAILABLE WITH STATES/UTs POLICE

AS ON 01.01.2022

Sl. No.	STATES/UTs	CCTV CAMERAS	SPEED GUNS	BREATH ANALYSERS
(1)	(2)	(3)	(4)	(5)
1	Andhra Pradesh	14,770	61	1,321
2	Arunachal Pradesh	99	6	45
3	Assam	558	6	242
4	Bihar	127	47	2,004
5	Chhattisgarh	3,140	53	796
6	Goa	524	11	100
7	Gujarat	14,354	87	3,486
8	Haryana	2,758	46	589
9	Himachal Pradesh	2,517	128	460
10	Jharkhand	749	16	286
11	Karnataka	1,611	112	1,514
12	Kerala	2,092	13	821
13	Madhya Pradesh	32,031	82	1,119
14	Maharashtra	35,292	1,098	1,721
15	Manipur	222	-	34
16	Meghalaya	188	7	80
17	Mizoram	730	8	253
18	Nagaland	32	-	50
19	Odisha	780	18	1,100
20	Punjab	8,058	52	793
21	Rajasthan	6,529	88	4,088
22	Sikkim	-	1	7
23	Tamil Nadu	22,912	333	1,988
24	Telangana	2,82,558	53	498
25	Tripura	316	13	141
26	Uttar Pradesh	3,066	183	2,316
27	Uttarakhand	965	68	538
28	West Bengal	7,772	211	710
29	A & N Islands	597	3	57
30	Chandigarh	329	12	136
31	Dadra and Nagar Haveli and Daman and Diu	204	3	29
32	Delhi	10,218	134	699
33	Jammu and Kashmir	298	12	118
34	Ladakh	308	4	7
35	Lakshadweep	-	-	15
36	Puducherry	103	1	20
TOTAL		4,56,807	2,970	28,181

TABLE 6.1.4 -- NUMBER OF ANIMALS IN THE STATES/UTs POLICE

AS ON 01.01.2022

Sl. No.	STATES/UTs	TRACKER DOGS	SNIFFER DOGS	HORSES	CAMELS	ANY OTHER	TOTAL
(1)	(2)	(3)	(4)	(5)	(6)	(7)	(8)
1	Andhra Pradesh	40	125	0	0	16	181
2	Arunachal Pradesh	1	6	0	0	0	7
3	Assam	6	12	19	0	0	37
4	Bihar	23	25	75	0	21	144
5	Chhattisgarh	33	50	11	0	0	94
6	Goa	4	8	0	0	0	12
7	Gujarat	39	42	472	23	0	576
8	Haryana	17	21	38	0	0	76
9	Himachal Pradesh	9	12	0	0	0	21
10	Jharkhand	3	14	7	0	0	24
11	Karnataka	106	115	50	0	0	271
12	Kerala	54	105	16	0	7	182
13	Madhya Pradesh	45	77	149	0	0	271
14	Maharashtra	102	194	10	0	56	362
15	Manipur	-	6	0	0	0	6
16	Meghalaya	2	10	0	0	0	12
17	Mizoram	3	5	0	0	0	8
18	Nagaland	-	3	0	0	0	3
19	Odisha	22	17	0	0	0	39
20	Punjab	20	74	14	0	0	108
21	Rajasthan	13	20	100	0	0	133
22	Sikkim	1	2	0	0	0	3
23	Tamil Nadu	71	99	31	0	6	207
24	Telangana	111	307	45	0	15	478
25	Tripura	3	8	0	0	0	11
26	Uttar Pradesh	98	81	195	0	10	384
27	Uttarakhand	5	16	24	0	0	45
28	West Bengal	19	66	108	0	0	193
29	A & N Islands	2	9	0	0	0	11
30	Chandigarh	3	8	31	0	0	42
31	Dadra and Nagar Haveli and Daman and Diu	1	1	1	0	0	3
32	Delhi	9	43	15	0	0	67
33	Jammu and Kashmir	9	51	6	0	0	66
34	Ladakh	-	-	0	0	0	-
35	Lakshadweep	-	-	0	0	0	-
36	Puducherry	3	7	-	-	1	11
TOTAL		877	1,639	1,417	23	132	4,088

TABLE 6.1.5 -- NUMBER OF ANIMALS IN THE CAPFs

AS ON 01.01.2022

Sl. No.	CENTRAL ARMED POLICE FORCE & SPECIALISED FORCE	TRACKER DOGS	SNIFFER DOGS	HORSES	CAMELS	ANY OTHER	TOTAL
(1)	(2)	(3)	(4)	(5)	(6)	(7)	(8)
1	Assam Rifles	46	139	0	24	0	209
2	Border Security Force	158	367	148	428	0	1,101
3	Central Industrial Security Force	33	458	0	0	0	491
4	Central Reserve Police Force	33	114	0	0	852	999
5	Indo-Tibetan Border Police	23	110	476	0	52	661
6	National Disaster Response Force @	NA	NA	NA	NA	161	161
7	National Security Guard	2	21	0	0	16	39
8	Railway Protection Force	104	338	0	0	0	442
9	Sashastra Seema Bal	64	206	14	0	17	301
TOTAL		463	1,753	638	452	1,098	4,404

@ 161 are Search & Rescue (SAR) dogs / Canine

TABLE-6.1.6 NUMBER OF ACTUAL/EXISTING (RURAL + URBAN + SPECIAL PURPOSE) POLICE STATIONS INSTALLED WITH CCTVS CAMERA IN STATES/UTs

AS ON 01.01.2022

SI No.	STATES/UTs	NUMBER OF ACTUAL/EXISTING RURAL POLICE STATIONS INSTALLED WITH CCTVS CAMERA.	NUMBER OF ACTUAL/EXISTING URBAN POLICE STATIONS INSTALLED WITH CCTVS CAMERA.	NUMBER OF ACTUAL/EXISTING SPECIAL PURPOSE POLICE STATIONS INSTALLED WITH CCTVS CAMERA.	TOTAL NUMBER OF ACTUAL/EXISTING (RURAL + URBAN+ SPECIAL PURPOSE) POLICE STATIONS INSTALLED WITH CCTVS CAMERA.
(1)	(2)	(3)	(4)	(5)	(6)= (3) + (4) + (5)
1	Andhra Pradesh	441	148	10	599
2	Arunachal Pradesh	51	42	6	99
3	Assam	93	218	18	329
4	Bihar	661	174	122	957
5	Chhattisgarh	341	78	24	443
6	Goa	21	8	15	44
7	Gujarat	446	100	76	622
8	Haryana	160	137	84	381
9	Himachal Pradesh	76	45	15	136
10	Jharkhand	24	101	1	126
11	Karnataka	537	293	222	1,052
12	Kerala	411	102	25	538
13	Madhya Pradesh	316	446	97	859
14	Maharashtra	469	194	0	663
15	Manipur	0	0	0	0
16	Meghalaya	11	14	0	25
17	Mizoram	26	14	0	40
18	Nagaland	6	20	2	28
19	Odisha	360	157	67	584
20	Punjab	240	142	43	425
21	Rajasthan	0	1	0	1
22	Sikkim	6	6	1	13
23	Tamil Nadu	850	451	277	1,578
24	Telangana	396	351	95	842
25	Tripura	42	31	0	73
26	Uttar Pradesh	967	566	0	1,533
27	Uttarakhand	82	69	8	159
28	West Bengal	205	291	141	637
29	A & N Islands	18	3	3	24
30	Chandigarh	0	16	1	17
31	Dadra and Nagar Haveli and Daman and Diu	1	3	4	8
32	Delhi @				0
33	Jammu and Kashmir	13	36	2	51
34	Ladakh	4	2	1	7
35	Lakshadweep	0	0	0	0
36	Puducherry	0	0	0	0
TOTAL		7,274	4,259	1,360	12,893

@ 1941 Nos CCTV Cameras have been installed in 197 police stations however, the bifurcation of rural, urban & special purpose police stations is not available in P&L Unit.

TABLE 6.1.7-- NUMBER OF COMPANIES OF CENTRAL ARMED POLICE FORCES (BSF, CRPF, CISF, ITBP, ETC.) DEPLOYED IN THE STATES/UTs FOR OVER SIX MONTHS DURING CALENDAR YEAR 2021

AS ON 01.01.2022

Sl. No.	STATES/UTs	NUMBER OF COMPANIES
(1)	(2)	(3)
1	Andhra Pradesh	21
2	Arunachal Pradesh	25
3	Assam	116
4	Bihar	50
5	Chhattisgarh	286
6	Goa	0
7	Gujarat	0
8	Haryana	25
9	Himachal Pradesh	0
10	Jharkhand	138
11	Karnataka	0
12	Kerala	0
13	Madhya Pradesh	12
14	Maharashtra	31
15	Manipur	53
16	Meghalaya	12
17	Mizoram	53
18	Nagaland	5
19	Odisha	94
20	Punjab	6
21	Rajasthan	0
22	Sikkim	2
23	Tamil Nadu	Nil
24	Telangana	21
25	Tripura	98
26	Uttar Pradesh	23
27	Uttarakhand	0
28	West Bengal	23
29	A & N Islands	0
30	Chandigarh	13
31	Dadra and Nagar Haveli and Daman and Diu	0
32	Delhi	145
33	Jammu and Kashmir	701
34	Ladakh	4
35	Lakshadweep	1
36	Puducherry	0
	TOTAL	1,958

TABLE 6.1.8-- NUMBER OF POLICE PERSONNEL DIRECTLY RECRUITED/ INDUCTED IN STATES/UTs DURING THE CALENDAR YEAR 2021

AS ON 01.01.2022

Sl. No.	STATES/UTs	CONSTABLE						HEAD CONSTABLE					
		CIVIL POLICE	DIS-DISTRICT ARMED RE-SERVE	STATE ARMED BATTALION	IRB	ANY OTHER	TOTAL	CIVIL POLICE	DIS-DISTRICT ARMED RE-SERVE	STATE ARMED BATTALION	IRB	ANY OTHER	TOTAL
(1)	(2)	(3)	(4)	(5)	(6)	(7)	(8)	(9)	(10)	(11)	(12)	(13)	(14)
1	Andhra Pradesh	-	-	-	-	-	-	-	-	-	-	-	-
2	Arunachal Pradesh	38	-	-	-	-	38	-	-	-	-	-	-
3	Assam	1	-	-	-	-	1	-	-	-	-	-	-
4	Bihar	13,155	-	-	-	-	13,155	-	-	-	-	-	-
5	Chhattisgarh	2,037	-	-	-	-	2,037	-	-	-	-	-	-
6	Goa	-	-	-	-	-	-	-	-	-	-	-	-
7	Gujarat	-	-	-	-	-	-	-	-	-	-	-	-
8	Haryana	-	-	-	-	-	-	-	-	-	-	-	-
9	Himachal Pradesh	-	-	2	-	-	2	-	-	-	-	-	-
10	Jharkhand	-	-	-	-	-	-	-	-	-	-	-	-
11	Karnataka	4,000	-	-	-	250	4,250	-	-	-	-	-	-
12	Kerala	460	-	958	-	-	1,418	2	-	-	-	-	2
13	Madhya Pradesh	498	-	78	-	-	576	-	-	-	-	-	-
14	Maharashtra	-	-	-	-	-	-	-	-	-	-	-	-
15	Manipur	200	-	-	-	-	200	-	-	-	-	-	-
16	Meghalaya	-	-	-	-	-	-	-	-	-	-	-	-
17	Mizoram	-	-	-	-	-	-	-	-	-	-	-	-
18	Nagaland	-	-	-	-	-	-	-	-	-	-	-	-
19	Odisha	-	-	-	-	-	-	-	-	-	-	-	-
20	Punjab	-	-	-	-	-	-	-	-	-	-	-	-
21	Rajasthan	3,683	-	961	272	-	4,916	-	-	-	-	-	-
22	Sikkim	-	-	-	-	-	-	-	-	-	-	-	-
23	Tamil Nadu	-	3,845	6,545	-	1,422	11,812	-	-	-	-	-	-
24	Telangana	-	-	-	-	-	-	-	-	-	-	-	-
25	Tripura	-	-	-	-	-	-	-	-	-	-	-	-
26	Uttar Pradesh	190	-	28	-	5,805	6,023	3,732	228	-	-	-	3,960
27	Uttarakhand	40	-	12	-	9	61	-	-	-	-	-	-
28	West Bengal	267	-	-	-	-	267	-	-	-	-	-	-
29	A & N Islands	-	-	-	-	-	-	-	-	-	-	-	-
30	Chandigarh	1	-	-	-	-	1	-	-	-	-	-	-
31	Dadra and Nagar Haveli and Daman and Diu	-	-	-	-	-	-	-	-	-	-	-	-
32	Delhi	-	-	-	-	4	4	-	-	-	-	-	-
33	Jammu and Kashmir	574	-	-	-	61	635	-	-	-	-	-	-
34	Ladakh	2	-	-	4	-	6	-	-	-	-	-	-
35	Lakshadweep	-	-	-	-	-	-	-	-	-	-	-	-
36	Puducherry	36	-	-	-	-	36	-	-	-	-	-	-
TOTAL		25,182	3,845	8,584	276	7,551	45,438	3,734	228	-	-	-	3,962

TABLE 6.1.8-- (CONTINUED ...)

Sl. No.	STATES/UTs	ASI/ RASI						SI/RSI					
		CIVIL PO-LICE	DIS-TRICT ARMED RE-SERVE	STATE ARMED BAT-TALION	IRB	ANY OTH-ER	TO-TAL	CIVIL PO-LICE	DIS-TRICT ARMED RE-SERVE	STATE ARMED BAT-TALION	IRB	ANY OTH-ER	TO-TAL
(1)	(2)	(15)	(16)	(17)	(18)	(19)	(20)	(21)	(22)	(23)	(24)	(25)	(26)
1	Andhra Pradesh	-	-	-	-	-	-	-	-	-	-	-	-
2	Arunachal Pradesh	-	-	-	-	-	-	104	-	-	2	-	106
3	Assam	-	-	-	-	-	-	-	597	-	-	-	597
4	Bihar	-	-	-	-	-	-	2,218	-	-	-	-	2,218
5	Chhattisgarh	-	-	-	-	-	-	-	-	-	-	-	-
6	Goa	-	-	-	-	-	-	1	-	-	-	-	1
7	Gujarat	-	-	-	-	-	-	-	-	-	-	-	-
8	Haryana	-	-	-	-	-	-	-	-	-	-	-	-
9	Himachal Pradesh	-	-	-	-	-	-	-	-	4	-	-	4
10	Jharkhand	-	-	-	-	-	-	-	-	-	-	-	-
11	Karnataka	-	-	-	-	-	-	422	71	50	20	16	579
12	Kerala	-	-	-	-	-	-	14	-	-	-	-	14
13	Madhya Pradesh	3	-	-	-	-	3	3	-	1	-	-	4
14	Maharashtra	-	-	-	-	-	-	-	-	-	-	-	-
15	Manipur	-	-	-	-	-	-	-	-	-	-	-	-
16	Meghalaya	-	-	-	-	-	-	-	-	-	-	-	-
17	Mizoram	-	-	-	-	-	-	-	-	-	-	-	-
18	Nagaland	-	-	-	-	-	-	-	-	-	-	-	-
19	Odisha	-	-	-	-	-	-	318	-	20	-	-	338
20	Punjab	-	-	-	-	-	-	-	-	-	-	-	-
21	Rajasthan	-	-	-	-	-	-	228	-	172	-	99	499
22	Sikkim	-	-	-	-	-	-	-	-	-	-	-	-
23	Tamil Nadu	-	-	-	-	-	-	660	275	33	Nil	Nil	968
24	Telangana	-	-	-	-	-	-	-	-	-	-	-	-
25	Tripura	-	-	-	-	-	-	-	-	-	-	-	-
26	Uttar Pradesh	-	-	-	-	-	-	212	-	26	-	-	238
27	Uttarakhand	-	-	-	-	-	-	-	-	-	-	-	-
28	West Bengal	141	-	-	-	-	141	693	-	-	-	-	693
29	A & N Islands	-	-	-	-	-	-	-	-	-	-	-	-
30	Chandigarh	-	-	-	-	-	-	-	-	-	-	-	-
31	Dadra and Nagar Haveli and Daman and Diu	-	-	-	-	-	-	-	-	-	-	-	-
32	Delhi	-	-	-	-	-	-	-	-	-	-	389	389
33	Jammu and Kashmir	-	-	-	-	-	-	-	-	-	-	-	-
34	Ladakh	-	-	-	-	-	-	-	-	-	-	-	-
35	Lakshadweep	-	-	-	-	-	-	-	-	-	-	-	-
36	Puducherry	-	-	-	-	-	-	46	-	-	-	-	46
TOTAL		144	-	-	-	-	144	4,919	943	306	22	504	6,694

TABLE 6.1.8-- (CONTINUED ...)

Sl. No.	STATES/UTs	ASP/DY.SP/ASSTT. COMMANDANT						ANY OTHER					
		CIVIL POLICE	DISTRICT ARMED RESERVE	STATE ARMED BATTALION	IRB	ANY OTHER	TOTAL	CIVIL POLICE	DISTRICT ARMED RESERVE	STATE ARMED BATTALION	IRB	ANY OTHER	TOTAL
(1)	(2)	(27)	(28)	(29)	(30)	(31)	(32)	(33)	(34)	(35)	(36)	(37)	(38)
1	Andhra Pradesh	-	-	-	-	-	-	-	-	-	-	58	58
2	Arunachal Pradesh	15	-	-	-	-	15	7	-	-	2	-	9
3	Assam	-	-	-	-	-	-	-	-	-	-	-	-
4	Bihar	40	-	-	-	-	40	-	-	-	-	-	-
5	Chhattisgarh	-	-	-	-	-	-	-	-	-	-	-	-
6	Goa	-	-	-	-	-	-	-	-	-	-	-	-
7	Gujarat	19	-	-	-	-	19	-	-	-	-	-	-
8	Haryana	-	-	-	-	-	-	-	-	-	-	-	-
9	Himachal Pradesh	-	-	-	-	-	-	-	-	-	-	-	-
10	Jharkhand	-	-	-	-	-	-	-	-	-	-	-	-
11	Karnataka	-	-	-	-	-	-	-	-	-	-	-	-
12	Kerala	-	-	-	-	-	-	-	-	-	-	-	-
13	Madhya Pradesh	-	-	-	-	-	-	-	-	-	-	-	-
14	Maharashtra	-	-	-	-	-	-	-	-	-	-	-	-
15	Manipur	-	-	-	-	-	-	-	-	-	-	-	-
16	Meghalaya	-	-	-	-	-	-	-	-	-	-	-	-
17	Mizoram	-	-	-	-	-	-	-	-	-	-	-	-
18	Nagaland	-	-	-	-	-	-	-	-	-	-	-	-
19	Odisha	63	-	-	-	-	63	-	-	-	-	-	-
20	Punjab	-	-	-	-	3	3	-	-	-	-	12	12
21	Rajasthan	36	-	-	-	-	36	-	-	-	-	-	-
22	Sikkim	-	-	-	-	-	-	-	-	-	-	-	-
23	Tamil Nadu	-	-	-	-	-	-	-	-	-	-	-	-
24	Telangana	-	-	-	-	-	-	-	-	-	-	-	-
25	Tripura	-	-	-	-	-	-	-	-	-	-	-	-
26	Uttar Pradesh	-	-	-	-	-	-	4,659	-	202	-	-	4,861
27	Uttarakhand	-	-	-	-	-	-	-	-	-	-	-	-
28	West Bengal	11	-	-	-	-	11	-	-	-	-	-	-
29	A & N Islands	-	-	-	-	-	-	-	-	-	-	-	-
30	Chandigarh	-	-	-	-	-	-	-	-	-	-	-	-
31	Dadra and Nagar Haveli and Daman and Diu	-	-	-	-	-	-	-	-	-	-	-	-
32	Delhi	-	-	-	-	-	-	-	-	-	-	277	277
33	Jammu and Kashmir	-	-	-	-	-	-	30	-	-	-	49	79
34	Ladakh	-	-	-	-	-	-	-	-	-	-	-	-
35	Lakshadweep	-	-	-	-	-	-	-	-	-	-	-	-
36	Puducherry	-	-	-	-	-	-	-	-	-	-	-	-
TOTAL		184	-	-	-	3	187	4,696	-	202	2	396	5,296

TABLE 6.1.9 -- NUMBER OF POLICE PERSONNEL DIRECTLY RECRUITED/ INDUCTED IN CAPFs DURING CALENDAR YEAR 2021

AS ON 01.01.2022

Sl. No.	CENTRAL ARMED POLICE FORCE & SPECIALISED FORCE	CONSTABLES			HEAD CONSTABLE			A.S.I		
		GEN-ERAL DUTY	OTHER TRADES	TOTAL	GEN-ERAL DUTY	OTHER TRADES	TOTAL	GEN-ERAL DUTY	OTHER TRADES	TOTAL
(1)	(2)	(3)	(4)	(5)	(6)	(7)	(8)	(9)	(10)	(11)
1	Assam Rifles	3,856	22	3,878	0	15	15	-	4	4
2	Border Security Force	17,245	-	17,245	-	1,088	1,088	-	-	-
3	Central Industrial Security Force	7,719	735	8,454	437	-	437	68	-	68
4	Central Reserve Police Force	14,249	29	14,278	0	13	13	-	1	1
5	Indo-Tibetan Border Police	3,055	714	3,769	0	3	3	-	-	-
6	National Disaster Response Force	NA	NA	-	NA	NA	-	NA	NA	-
7	National Security Guard	NA	NA	-	NA	NA	-	NA	NA	-
8	Railway Protection Force	-	-	-	-	-	-	-	-	-
9	Sashastra Seema Bal	9,190	1	9,191	-	4	4	-	10	10
TOTAL		55,314	1,501	56,815	437	1,123	1,560	68	15	83

TABLE 6.1.9 -- (CONTINUED ...)

Sl. No.	CENTRAL ARMED POLICE FORCE & SPECIALISED FORCE	S.I			ASST COMMANDANT		
		GENERAL DUTY	OTHER TRADES	TOTAL	GENERAL DUTY	OTHER TRADES	TOTAL
(1)	(2)	(12)	(13)	(14)	(15)	(16)	(17)
1	Assam Rifles	-	-	-	-	-	-
2	Border Security Force	505	-	505	60	-	60
3	Central Industrial Security Force	56	-	56	24	-	24
4	Central Reserve Police Force	272	-	272	91	10	101
5	Indo-Tibetan Border Police	105	-	105	-	-	-
6	National Disaster Response Force	NA	NA	-	NA	NA	-
7	National Security Guard	NA	NA	-	NA	NA	-
8	Railway Protection Force	-	-	-	5	-	5
9	Sashastra Seema Bal	134	2	136	37	4	41
TOTAL		1,072	2	1,074	217	14	231

TABLE 6.1.10-- NUMBER OF NEWLY RECRUITED POLICE PERSONNEL TRAINED IN STATES/UTs DURING THE CALENDAR YEAR 2021 (TENTATIVE)

AS ON 01.01.2022

Sl. No.	STATES/UTs	CONSTABLE						HEAD CONSTABLE					
		CIVIL PO-LICE	DIS-TRICT ARMED RE-SERVE	STATE ARMED BAT-TALION	IRB	ANY OTH-ER	TO-TAL	CIVIL PO-LICE	DIS-TRICT ARMED RE-SERVE	STATE ARMED BAT-TALION	IRB	ANY OTH-ER	TO-TAL
(1)	(2)	(3)	(4)	(5)	(6)	(7)	(8)	(9)	(10)	(11)	(12)	(13)	(14)
1	Andhra Pradesh	15	-	-	-	-	15	-	-	-	-	-	-
2	Arunachal Pradesh	-	-	-	-	-	-	-	-	-	-	-	-
3	Assam	-	-	-	-	-	-	-	-	-	-	-	-
4	Bihar	7,627	-	-	-	-	7,627	968	-	-	-	-	968
5	Chhattisgarh	505	-	487	289	-	1,281	2,953	-	-	-	-	2,953
6	Goa	-	-	-	-	-	-	-	-	-	-	-	-
7	Gujarat	1,368	7,219	10	-	-	8,597	-	-	-	-	-	-
8	Haryana	69	Nil	512	2	-	583	-	-	-	-	-	-
9	Himachal Pradesh	-	-	11	72	-	83	-	-	-	-	-	-
10	Jharkhand	-	416	86	-	483	985	-	-	-	-	-	-
11	Karnataka	3,865	1,742	-	-	100	5,707	-	-	-	-	-	-
12	Kerala	559	-	-	-	-	559	-	-	-	-	9	9
13	Madhya Pradesh	646	-	-	-	-	646	-	-	-	-	-	-
14	Maharashtra	1,797	-	-	-	-	1,797	-	-	-	-	-	-
15	Manipur	2,070	-	273	400	-	2,743	-	-	-	-	-	-
16	Meghalaya	-	-	-	-	-	-	-	-	-	-	-	-
17	Mizoram	-	-	-	-	-	-	-	-	-	-	-	-
18	Nagaland	918	-	-	-	-	918	-	-	-	-	-	-
19	Odisha	114	230	314	182	-	840	475	-	-	-	-	475
20	Punjab	291	-	84	73	23	471	-	-	-	-	9	9
21	Rajasthan	245	-	-	-	90	335	-	-	-	-	-	-
22	Sikkim	-	-	-	-	-	-	-	-	-	-	-	-
23	Tamil Nadu	-	-	-	-	-	-	-	-	-	-	-	-
24	Telangana	5,045	3,963	3,993	-	202	13,203	-	-	-	-	-	-
25	Tripura	-	-	-	-	-	-	-	-	-	-	-	-
26	Uttar Pradesh	1,118	-	15,686	-	688	17,492	759	164	-	-	-	923
27	Uttarakhand	39	-	6	-	4	49	214	-	-	-	34	248
28	West Bengal	261	-	-	-	95	356	-	-	-	-	-	-
29	A & N Islands	-	-	-	-	-	-	-	-	-	-	-	-
30	Chandigarh	6	-	-	-	-	6	-	-	-	-	-	-
31	Dadra and Nagar Haveli and Daman and Diu	-	-	-	-	-	-	-	-	-	-	-	-
32	Delhi	-	-	-	-	-	-	44	-	-	-	-	44
33	Jammu and Kashmir	808	-	46	261	-	1,115	-	-	-	-	-	-
34	Ladakh	-	-	-	-	-	-	-	-	-	-	-	-
35	Lakshadweep	-	-	-	-	-	-	-	-	-	-	-	-
36	Puducherry	36	-	-	-	-	36	-	-	-	-	-	-
	TOTAL	27,402	13,570	21,508	1,279	1,685	65,444	5,413	164	-	-	52	5,629

TABLE 6.1.10-- (CONTINUED ...)

Sl. No.	STATES/UTs	ASI/ RASI						SI/RSI					
		CIVIL PO-LICE	DIS-TRICT ARMED RE-SERVE	STATE ARMED BAT-TALION	IRB	ANY OTH-ER	TO-TAL	CIVIL PO-LICE	DIS-TRICT ARMED RE-SERVE	STATE ARMED BAT-TALION	IRB	ANY OTH-ER	TO-TAL
(1)	(2)	(15)	(16)	(17)	(18)	(19)	(20)	(21)	(22)	(23)	(24)	(25)	(26)
1	Andhra Pradesh	-	-	-	-	-	-	-	-	-	-	-	-
2	Arunachal Pradesh	-	-	-	-	-	-	-	-	-	-	-	-
3	Assam	-	-	-	-	-	-	-	-	-	-	-	-
4	Bihar	1,786	-	-	-	-	1,786	1,583	-	-	-	-	1,583
5	Chhattisgarh	846	-	-	-	-	846	-	-	-	-	-	-
6	Goa	-	-	-	-	-	-	-	-	-	-	-	-
7	Gujarat	-	-	-	-	-	-	-	-	-	-	-	-
8	Haryana	-	-	-	-	-	-	20	-	1	-	-	21
9	Himachal Pradesh	-	1	32	-	-	33	-	-	-	-	-	-
10	Jharkhand	-	-	-	-	-	-	-	-	-	-	-	-
11	Karnataka	-	-	-	-	-	-	385	77	79	-	30	571
12	Kerala	-	-	-	-	-	-	163	-	-	-	4	167
13	Madhya Pradesh	-	-	-	-	-	-	47	-	-	-	-	47
14	Maharashtra	-	-	-	-	-	-	-	-	-	-	-	-
15	Manipur	1	-	-	-	-	1	10	-	-	-	-	10
16	Meghalaya	-	-	-	-	-	-	-	-	-	-	-	-
17	Mizoram	-	-	-	-	-	-	-	-	-	-	-	-
18	Nagaland	3	-	-	-	-	3	1	-	-	-	-	1
19	Odisha	600	-	-	-	-	600	869	-	16	-	6	891
20	Punjab	-	-	-	-	2	2	-	-	-	-	9	9
21	Rajasthan	-	-	-	-	-	-	7	-	-	-	-	7
22	Sikkim	-	-	-	-	-	-	-	-	-	-	-	-
23	Tamil Nadu	-	-	-	-	-	-	-	-	-	-	-	-
24	Telangana	-	-	-	-	-	-	662	273	-	-	-	935
25	Tripura	-	-	-	-	-	-	-	-	-	-	-	-
26	Uttar Pradesh	-	-	-	-	-	-	20	-	-	-	-	20
27	Uttarakhand	-	-	-	-	-	-	-	-	-	-	23	23
28	West Bengal	-	-	-	-	-	-	687	-	-	-	14	701
29	A & N Islands	-	-	-	-	-	-	-	-	-	-	-	-
30	Chandigarh	-	-	-	-	-	-	-	-	-	-	-	-
31	Dadra and Nagar Haveli and Daman and Diu	-	-	-	-	-	-	-	-	-	-	-	-
32	Delhi	-	-	-	-	-	-	1,078	-	-	-	-	1,078
33	Jammu and Kashmir	-	-	-	-	-	-	3	-	-	46	12	61
34	Ladakh	-	-	-	-	-	-	-	-	-	-	-	-
35	Lakshadweep	-	-	-	-	-	-	-	-	-	-	-	-
36	Puducherry	-	-	-	-	-	-	-	-	-	-	-	-
	TOTAL	3,236	1	32	-	2	3,271	5,535	350	96	46	98	6,125

TABLE 6.1.10-- (CONTINUED ...)

SI. No.	STATES/UTs	ASP/DY.SP/ASST. COMMANDANT						ANY OTHER					
		CIVIL PO-LICE	DIS-TRICT ARMED RE-SERVE	STATE ARMED BAT-TALION	IRB	ANY OTH-ER	TO-TAL	CIVIL PO-LICE	DIS-TRICT ARMED RE-SERVE	STATE ARMED BAT-TALION	IRB	ANY OTH-ER	TO-TAL
(1)	(2)	(27)	(28)	(29)	(30)	(31)	(32)	(33)	(34)	(35)	(36)	(37)	(38)
1	Andhra Pradesh	-	-	-	-	-	-	-	-	-	-	58	58
2	Arunachal Pradesh	-	-	-	-	-	-	-	-	-	-	-	-
3	Assam	10	-	-	-	-	10	-	-	-	-	-	-
4	Bihar	24	-	-	-	-	24	-	-	-	-	-	-
5	Chhattisgarh	42	-	-	-	-	42	-	-	-	-	-	-
6	Goa	-	-	-	-	-	-	-	-	-	-	-	-
7	Gujarat	3	-	-	-	-	3	57	-	-	-	-	57
8	Haryana	8	-	-	-	-	8	-	-	-	-	5	5
9	Himachal Pradesh	-	-	-	-	1	1	-	-	-	-	-	-
10	Jharkhand	-	-	6	-	3	9	-	-	-	-	-	-
11	Karnataka	-	-	-	-	-	-	-	-	-	-	-	-
12	Kerala	-	-	-	-	-	-	-	-	-	-	40	40
13	Madhya Pradesh	25	-	-	-	-	25	-	-	-	-	-	-
14	Maharashtra	-	-	-	-	-	-	-	-	-	-	-	-
15	Manipur	-	-	-	-	-	-	-	-	-	-	-	-
16	Meghalaya	-	-	-	-	-	-	-	-	-	-	-	-
17	Mizoram	-	-	-	-	-	-	-	-	-	-	-	-
18	Nagaland	2	-	-	-	-	2	-	-	-	-	-	-
19	Odisha	37	-	-	-	-	37	-	-	-	-	-	-
20	Punjab	-	-	-	-	-	-	-	-	-	-	-	-
21	Rajasthan	6	-	-	-	-	6	-	-	-	-	-	-
22	Sikkim	-	-	-	-	-	-	-	-	-	-	-	-
23	Tamil Nadu	-	-	-	-	-	-	-	-	-	-	-	-
24	Telangana	-	-	-	-	-	-	-	-	-	-	-	-
25	Tripura	-	-	-	-	-	-	-	-	-	-	-	-
26	Uttar Pradesh	83	-	-	-	19	102	-	-	164	-	-	164
27	Uttarakhand	-	-	-	-	-	-	-	-	-	-	-	-
28	West Bengal	11	-	-	-	-	11	-	-	-	-	-	-
29	A & N Islands	-	-	-	-	-	-	-	-	-	-	-	-
30	Chandigarh	-	-	-	-	-	-	-	-	-	-	17	17
31	Dadra and Nagar Haveli and Daman and Diu	-	-	-	-	-	-	-	-	-	-	-	-
32	Delhi	11	-	-	-	-	11	-	-	-	-	-	-
33	Jammu and Kashmir	30	-	-	-	-	30	-	-	-	-	-	-
34	Ladakh	-	-	-	-	-	-	-	-	-	-	-	-
35	Lakshadweep	-	-	-	-	-	-	-	-	-	-	-	-
36	Puducherry	-	-	-	-	-	-	-	-	-	-	-	-
TOTAL		292	-	6	-	23	321	57	-	164	-	120	341

TABLE 6.2.1 -- NUMBER OF DIRECTLY RECRUITED/ INDUCTED CAPFs PERSONNEL TRAINED DURING CALENDAR YEAR 2021 (TENTATIVE)

AS ON 01.01.2022

Sl. No.	CENTRAL ARMED POLICE FORCE & SPECIALISED FORCE	CONSTABLE			HEAD CONSTABLE			A.S.I		
		GENERAL DUTY	OTHER TRADES	TOTAL	GENERAL DUTY	OTHER TRADES	TOTAL	GENERAL DUTY	OTHER TRADES	TOTAL
(1)	(2)	(3)	(4)	(5)	(6)	(7)	(8)	(9)	(10)	(11)
1	Assam Rifles	3,340	21	3,361	0	15	15	-	4	4
2	Border Security Force	1,127	285	1,412	0	893	893	-	-	-
3	Central Industrial Security Force	7,103	783	7,886	0	152	152	4	-	4
4	Central Reserve Police Force	488	-	488	0	-	-	-	-	-
5	Indo-Tibetan Border Police	58	-	58	0	-	-	-	-	-
6	National Disaster Response Force	NA	NA	-	NA	NA	-	NA	NA	-
7	National Security Guard	NA	NA	-	NA	NA	-	NA	NA	-
8	Railway Protection Force	605	96	701	0	-	-	-	-	-
9	Sashastra Seema Bal	9	-	9	0	-	-	-	-	-
TOTAL		12,730	1,185	13,915	-	1,060	1,060	4	4	8

TABLE 6.2.1 -- (CONTINUED...)

Sl. No.	CENTRAL ARMED POLICE FORCE & SPECIALISED FORCE	S.I			ASST COMMANDANT		
		GENERAL DUTY	OTHER TRADES	TOTAL	GENERAL DUTY	OTHER TRADES	TOTAL
(1)	(2)	(12)	(13)	(14)	(15)	(16)	(17)
1	Assam Rifles	-	-	-	-	-	-
2	Border Security Force	-	-	-	61	-	61
3	Central Industrial Security Force	1	-	1	109	-	109
4	Central Reserve Police Force	123	-	123	117	-	117
5	Indo-Tibetan Border Police	-	-	-	42	-	42
6	National Disaster Response Force	NA	NA	-	NA	NA	-
7	National Security Guard	NA	NA	-	NA	NA	-
8	Railway Protection Force	126	-	126	1	-	1
9	Sashastra Seema Bal	-	-	-	41	21	62
TOTAL		250	-	250	371	21	392

TABLE 6.2.2-- STATISTICS REGARDING IPS OFFICERS (TENTATIVE)

AS ON 01.01.2022

Sl. No.	STATES/UTs	TOTAL AUTHORISED SANCTIONED	STRENGTH IN POSITION	SENIOR DEPUTY POST (SDP)	CENTRAL DEPUTATION RESERVE (CDR) 40% OF SDP	NO OF OFFICER ON CENTRAL DEPUTATION
(1)	(2)	(3)	(4)	(5)	(6)	(7)
1	Andhra Pradesh	144	128	79	31	12
2	AGMUT	456	367	248	99	59
3	Assam-Meghalaya	195	160	107	42	22
4	Bihar	242	223	132	52	25
5	Chhattisgarh	142	119	78	31	11
7	Gujarat	208	156	114	45	20
8	Haryana	144	121	79	31	5
9	Himachal Pradesh	94	85	52	20	20
10	Jharkhand	149	113	82	32	21
11	Karnataka	215	191	117	46	13
12	Kerala	172	116	94	37	20
13	Madhya Pradesh	305	247	166	66	26
14	Maharashtra	317	276	172	68	20
15	Manipur	91	61	50	20	7
18	Nagaland	75	57	42	16	10
19	Odisha	195	120	107	42	21
20	Punjab	172	151	94	37	15
21	Rajasthan	215	194	117	46	21
22	Sikkim	32	29	18	7	4
23	Tamil Nadu	276	227	150	60	33
24	Telangana	139	122	76	30	6
25	Tripura	69	50	38	15	13
26	Uttar Pradesh	517	440	280	112	34
27	Uttarakhand	73	69	40	16	8
28	West Bengal	347	296	188	75	12
TOTAL		4,984	4,118	2,720	1,076	458

Source: Received from MHA.

TABLE-6.2.3 DATA REGARDING WOMEN HELP DESK SET UP IN POLICE STATIONS IN STATES/UTs

AS ON 01.01.2022

SI No.	STATES/UTs	NUMBER OF WOMEN HELP DESK SET UP IN ACTUAL/ EXISTING RURAL POLICE STATIONS.	NUMBER OF WOMEN HELP DESK SET UP IN ACTUAL/ EXISTING URBAN POLICE STATIONS.	NUMBER OF OF WOMEN HELP DESK SET UP IN ACTUAL/ EXISTING SPECIAL PURPOSE POLICE	TOTAL NUMBER OF WOMEN HELP DESK SET UP IN ACTUAL/EXISTING (RURAL + URBAN + SPECIAL PURPOSE) POLICE STATIONS
(1)	(2)	(3)	(4)	(5)	(6) = (3) + (4) + (5)
1	Andhra Pradesh	660	186	10	856
2	Arunachal Pradesh	54	45	8	107
3	Assam	93	107	0	200
4	Bihar	304	178	14	496
5	Chhattisgarh	252	78	37	367
6	Goa	21	8	3	32
7	Gujarat	387	113	0	500
8	Haryana	149	93	0	242
9	Himachal Pradesh	79	45	15	139
10	Jharkhand	140	90	10	240
11	Karnataka	512	219	69	800
12	Kerala	378	102	53	533
13	Madhya Pradesh	334	353	13	700
14	Maharashtra	762	277	0	1,039
15	Manipur	31	17	8	56
16	Meghalaya	0	0	0	0
17	Mizoram	22	14	0	36
18	Nagaland	2	19	7	28
19	Odisha	372	201	35	608
20	Punjab	240	142	9	391
21	Rajasthan	491	351	70	912
22	Sikkim	18	9	1	28
23	Tamil Nadu	323	241	236	800
24	Telangana	385	265	0	650
25	Tripura	44	38	0	82
26	Uttar Pradesh	996	523	65	1,584
27	Uttarakhand	82	70	8	160
28	West Bengal	205	291	141	637
29	A & N Islands	18	3	2	23
30	Chandigarh	0	16	1	17
31	Dadra and Nagar Haveli and Daman and Diu	1	3	4	8
32	Delhi	0	178	15	193
33	Jammu and Kashmir	104	46	0	150
34	Ladakh	4	2	1	7
35	Lakshadweep	9	0	0	9
36	Puducherry	16	14	3	33
	Total	7,488	4337	838	12,663

TABLE 6.2.4 STATES/UTs WISE NUMBER OF WOMEN POLICE STATIONS & THEIR LOCATION

AS ON 01.01.2022

SL NO.	STATES/UTs	NUMBER OF RURAL WOMEN POLICE STATIONS	NAME OF RURAL WOMEN POLICE STATIONS	NUMBER OF URBAN WOMEN POLICE STATIONS	NAME OF URBAN WOMEN POLICE STATIONS	TOTAL NUMBER OF (RURAL + URBAN) WOMEN POLICE STATIONS
(1)	(2)	(3)	(4)	(5)	(6)	(7)= (3)+(5)
1	Andhra Pradesh	0	0	18	1 Vijayawada City 2 Visakhapatnam City 3 Rajamundry 4 Guntur Urban 5 Tirupathi Urban 6 Srikakulam 7 Vizianagaram 8 Vishakapatnam(R) 9 East Godavari 10 West Godavari 11 Krishna 12 Guntur(R) 13 Prakesham 14 Nellore 15 Chittor 16 Kurnool 17 Kadapa 18 Anantapuram.	18
2	Arunachal Pradesh	0	0	6	1 Itanagar 2 Tawang 3 Seppa 4 Ziro 5 Pasighat 6 Tezu	6
3	Assam	0	0	1	1 All Women Police Stations, Panbazar, Guwahati	1
4	Bihar	0	0	40	1 Women Police Station Arariya 2 Women Police Station Aarwal 3 Women Police Station Aurangabad 4 Women Police Station Bagaha 5 Women Police Station Banka 6 Women Police Station Begusarai 7 Women Police Station Bhabhua 8 Women Police Station Bhagalpur 9 Women Police Station Bhojpur 10 Women Police Station Buxar 11 Women Police Station Darbhanga 12 Women Police Station East Champaran (Motihari) 13 Women Police Station Gaya 14 Women Police Station Gopalganj 15 Women Police Station Jamui 16 Women Police Station Jehanabad 17 Women Police Station Katihar 18 Women Police Station Khagaria 19 Women Police Station Kishanganj 20 Women Police Station Lakhisarai 21 Women Police Station Madhepura 22 Women Police Station Madhubani 23 Women Police Station Munger 24 Women Police Station Muzaffarpur 25 Women Police Station Nalanda 26 Women Police Station Naugachhia 27 Women Police Station Nawada	40

TABLE 6.2.4 (CONTINUED ...)

SL NO.	STATES/UTs	NUMBER OF RURAL WOMEN POLICE STATIONS	NAME OF RURAL WOMEN POLICE STATIONS	NUMBER OF URBAN WOMEN POLICE STATIONS	NAME OF URBAN WOMEN POLICE STATIONS	TOTAL NUMBER OF (RURAL + URBAN) WOMEN POLICE STATIONS
(1)	(2)	(3)	(4)	(5)	(6)	(7) = (3)+(5)
					28 Women Police Station Patna 29 Women Police Station Purnia 30 Women Police Station Rohtas 31 Women Police Station Saharsa 32 Women Police Station Samastipur 33 Women Police Station Saran 34 Women Police Station Sheikhpura 35 Women Police Station Sheohar 36 Women Police Station Sitamarhi 37 Women Police Station Siwan 38 Women Police Station Supaul 39 Women Police Station Vaishali 40 Women Police Station West Champaran (Bettiah)	
5	Chhattisgarh	0	0	4	1 Raipur 2 Durg 3 Bilaspur 4 Sarguja	4
6	Goa	0	0	1	1 Women Police Station, Panaji, Goa	1
7	Gujarat	34	1 Ahmedabad rural 2 Kheda 3 Aanand 4 Sabarkatha 5 Gandhinagar 6 Mahesana 7 Vadodara rural 8 Panchmahal 9 Bharuch 10 Narmada 11 Dahod 12 Surat rural 13 Valsad 14 Navsari 15 Dang -Ahwa 16 Tapi-vyara 17 Rajkot rural 18 Surendranagar 19 Jamnagar 20 Junagadh 21 Porbandar 22 Bhavnagar 23 Amreli 24 Kutch -West-Bhuj 25 Kutch -East -Gandhidham 26 Banaskatha 27 Patan 28 Aravalli- Modasa 29 Mahisagar-lunavada 30 Chotaudepur 31 Botad 32 Morbi 33 Devbhumi-drwarka 34 Gir somnath	5	1 Ahmedabad city 2 surat city 3 Vadodara city 4 Rajkot city 5 Ahmedabad city	39

TABLE 6.2.4 (CONTINUED . . .)

SL NO.	STATES/UTs	NUMBER OF RURAL WOMEN POLICE STATIONS	NAME OF RURAL WOMEN POLICE STATIONS	NUMBER OF URBAN WOMEN POLICE STATIONS	NAME OF URBAN WOMEN POLICE STATIONS	TOTAL NUMBER OF (RURAL + URBAN) WOMEN POLICE STATIONS		
(1)	(2)	(3)	(4)	(5)	(6)	(7)= (3)+(5)		
8	Haryana	6	1	Town /Village:-Assanh, Distt. Karnal,	27	1	City Karnal, Distt. Karnal,	33
			2	Town/ Village:Mulana, Distt. Ambala		2	City Panipat, Distt. Panipat	
			3	Town/ Village:Gohana, Distt. Sonipat		3	City Kaithal, Distt. Kaithal	
			4	Town/ Village:-Dabwali, Distt.Sirsa		4	City Ambala, Distt. Ambala	
			5	Town/ Village: Bahadurgarh,Distt. Jhajjar		5	City Yamunnager, Distt,Yamunnager	
			6	Town/ Village:- Khanpur Kalan		6	City Kurukshetra, Distt. Kurukshetra	
			7			7	City Rohtak, Distt.Rohtak	
			8			8	City Jhajjar, Distt.Jhajjar	
			9			9	City Dadri, Distt. Dadri,	
			10			10	City Bhiwani, Distt.Bhiwani,	
			11			11	City Sonipat, Distt.Sonipat	
			12			12	City Jind, Distt. Jind	
			13			13	City Hisar , Distt.Hisar	
			14			14	City Hansi, Distt. Hansi	
			15			15	City Fathebad, Distt. Fathebad	
			16			16	City Sirsa, Distt. Sirsa,	
			17			17	City Mewat, Distt. Mewat	
			18			18	18 City Narnual, Distt Narnual	
			19			19	City, Palwal, Distt. Palwal	
			20			20	City Rewari, Distt. Rewari	
			21			21	City Panchkula, Distt. Panchkula	
			22			22	City Gurugram East Sector 55 Gurugram	
			23			23	City Gurugram West Gurugram	
			24			24	City Manesar, sector-7 Manesar	
			25			25	City Faridabad sector 16 Faridabad	
			26			26	City Faridabad Sector 19 Faridabad	
			27			27	City Ballabgarh Sector 64 Fardibad	
9	Himachal Pradesh	0	0	11	1	District Headquarter Kangra	11	
			2		District Headquarter Shimla			
			3		District Headquarter Mandi			
			4		District Headquarter Hamirpur			
			5		District Headquarter Una			
			6		District Headquarter Sirmaur			
			7		District Headquarter Solan			
			8		District Headquarter Baddi			
			9		District Headquarter Kullu			
			10		District Headquarter Bilaspur			
			11		District Headquarter Chamba			
10	Jharkhand	9	1	24	1	Ranchi Mahila, P.S	33	
			2		Kiriburu Mahila, P.S	2		Khunti Mahila, P.S
			3		Chakradharpur Mahila, P.S	3		Gumla Mahila, P.S
			4		Ghatshila Mahila, P.S	4		Simdega Mahila, P.S
			5		Chhatarpur Mahila, P.S	5		Lohardaga Mahila, P.S
			6		Hussainabad Mahila, P.S	6		Chaibasa Mahila, P.S
			7		Nagar Untari Mahila, P.S	7		Saraikela Mahila, P.S
			8		Barhi Mahila, P.S	8		Jamshedpur Mahila, P.S
			9		Madhupur Mahila, P.S	9		PalamuLatehar Mahila, P.S

TABLE 6.2.4 (CONTINUED . . .)

SL NO.	STATES/UTs	NUMBER OF RURAL WOMEN POLICE STATIONS	NAME OF RURAL WOMEN POLICE STATIONS	NUMBER OF URBAN WOMEN POLICE STATIONS	NAME OF URBAN WOMEN POLICE STATIONS	TOTAL NUMBER OF (RURAL + URBAN) WOMEN POLICE STATIONS
(1)	(2)	(3)	(4)	(5)	(6)	(7) = (3)+(5)
					10 Latehar Mahila, PS 11 Gharwa Mahila, PS 12 Hazaribagh Mahila, PS 13 Ramgarh Mahila, PS 14 Koderma Mahila, PS 15 Chatra Mahila, PS 16 Giridih Mahila, PS 17 Dhanbad Mahila, PS 18 Bokaro Mahila, PS 19 Dumka Mahila, PS 20 Godda Mahila, PS 21 Jamtara Mahila, PS 22 Deoghar Mahila, PS 23 Sahebganj Mahila, PS 24 Pakur Mahila PS	
11	Karnataka	0	0	36	1 Bangalore city, Basavanagudi Women Police Stations 2 Bangalore city, Halasoor Gate Women Police Station 3 Mysore city Women Police Station 4 Hubli-Dharwad city Women Police Station 5 Belgaum District Women Police Station 6 Gulbarga District Women Police Station 7 Shimoga District Women Police Station 8 Mangalore city Women Police Station 9 Davanagere District Women Police Station 10 Udupi District Women Police Station 11 Hassan District Women Police Station 12 Tumkur District Women Police Station 13 Kolar District Women Police Station 14 Chitraduraga District Women Police Station 15 Chamarajanagar District Women Police Station 16 Haveri District Women Police Station 17 Bagalkot District Women Police Station 18 Bijapur District Women Police Station 19 Bidar District Women Police Station 20 Raichur District Women Police Station 21 Ramanagar District Women Police Station 22 Chikkaballapur District Women Police Station 23 Mysore District Women Police Station 24 Kodagu District Women Police Station 25 Mandya District Women Police Station 26 Uttara Kannada District, Karwar Women Police Station 27 Chikkamagalur District Women Police Station 28 Belagavi District Women Police Station 29 Kalaburagi District Women Police Station 30 Koppal District Women Police Station 31 Ballari District Women Police Station 32 Bengaluru District Women Police Station 33 Dharwad District Women Police Station 34 Gadag District Women Police Station 35 D.K. District Women Police Station 36 Yadgir District Women Police Station	36

TABLE 6.2.4 (CONTINUED . . .)

SL NO.	STATES/UTs	NUMBER OF RURAL WOMEN POLICE STATIONS	NAME OF RURAL WOMEN POLICE STATIONS	NUMBER OF URBAN WOMEN POLICE STATIONS	NAME OF URBAN WOMEN POLICE STATIONS	TOTAL NUMBER OF (RURAL + URBAN) WOMEN POLICE STATIONS
(1)	(2)	(3)	(4)	(5)	(6)	(7)= (3)+(5)
12	Kerala	8	1 Vanitha Police Station, Pathanamthitta, Pin 689645 2 Vanitha Police Station, Collectorate P O, Kottayam Pin -686002 3 Vanitha Police Station, Bazar P O, Alappuzha, Kerala. 688012 4 Vanitha Police Station , Idukki, Painavu- Pin 685603 5 Vanitha Police Station, Iringalakkuda, Kattingachira, Thrissur Rural, Pin - 670125 6 Vanitha Police Station, Erimakkara Street, Palakkad Municipality, Palakkad Pin - 678001 7 Vanitha Police Station, Up Hill PO, Malappuram, Pin - 676505 8 Vanitha Police Station, Old Control Room, Kasaba Village, Kasaragod, Pin - 671121	6	1 Vanitha Police Station, Contonment, Thiruvananthapuram City Pin - 695001 2 Vanitha Police Station, East PS Compount, Contonment PO, Kollam city, PIN 691001 3 Vanitha Police Station , Kochi Kacheripady , Ernakulam City Pin - 682018 4 Vanitha Police Station Thrissur City Pin 680001 5 Vanitha Police Station, Pavamani Road, Kozhikode Head Post Office, Kozhikode 673001 6 Vanitha Police Station, Kannur, Pin - 670002	14
13	Madhya Pradesh	0	0	52	1 Agar 2 Alirajpur 3 Anuppur 4 Ashoknagar 5 Balaghat 6 Barwani 7 Betul 8 Bhind 9 Bhopal 10 Burhanpur 11 Chhatarpur 12 Chhindwara 13 Damoh 14 Datia 15 Dewas 16 Dhar 17 Dindori 18 Guna 19 Gwalior 20 Harda 21 Hoshangabad 22 Indore 23 Jabalpur 24 Jhabua 25 Katni 26 Khandwa 27 Khargone 28 Mandla	52

TABLE 6.2.4 (CONTINUED ...)

SL NO.	STATES/UTs	NUMBER OF RURAL WOMEN POLICE STATIONS	NAME OF RURAL WOMEN POLICE STATIONS	NUMBER OF URBAN WOMEN POLICE STATIONS	NAME OF URBAN WOMEN POLICE STATIONS	TOTAL NUMBER OF (RURAL + URBAN) WOMEN POLICE STATIONS
(1)	(2)	(3)	(4)	(5)	(6)	(7)= (3)+(5)
					29 Mandsaur 30 Morena 31 Narsinghpur 32 Neemuch 33 Niwari 34 Panna 35 Raisen 36 Rajgarh 37 Ratlam 38 Rewa 39 Sagar 40 Satna 41 Sehore 42 Seoni 43 Shahdol 44 Shajapur 45 Sheopur 46 Shivpuri 47 Sidhi 48 Singrauli 49 Tikamgarh 50 Ujjain 51 Umaria 52 Vidisha	
14	Maharashtra	NA	NA	NA	NA	NA
15	Manipur	0	0	9	1 Women Police Stations, Imphal West 2 Women Police Stations, Imphal East 3 Women Police Stations, Thoubal 4 Women Police Stations, Bishnupur 5 Women Police Stations, Chandel 6 Women Police Stations, Churachandpur 7 Women Police Stations, Tamelong 8 Women Police Stations, Senapati 9 Women Police Stations, Ukhrul	9
16	Meghalaya	0	0	11	1 East Khasi Hills Women Police Station, Shillong 2 West Khasi Hills Women Police Station, Nongstoin 3 South West Khasi Hills Women Police Station, Mawkyrwat 4 Ri-Bhoi Women Police Station, Nongpoh 5 East Jaintia Hills Women Police Station, Khliehriat 6 West Jaintia Hills Women Police Station, Jowai 7 West Garo Hills Women Police Station, Tura 8 East Garo Hills Women Police Station, Williamnagar 9 South Garo Hills Women Police Station, Baghmara 10 South West Garo Hills Women Police Station, Ampati 11 North Garo Hills Women Police Station, Resubelpara	11
17	Mizoram	0	0	1	1 All Women Police Station	1

TABLE 6.2.4 (CONTINUED . . .)

SL NO.	STATES/UTs	NUMBER OF RURAL WOMEN POLICE STATIONS	NAME OF RURAL WOMEN POLICE STATIONS	NUMBER OF URBAN WOMEN POLICE STATIONS	NAME OF URBAN WOMEN POLICE STATIONS	TOTAL NUMBER OF (RURAL + URBAN) WOMEN POLICE STATIONS
(1)	(2)	(3)	(4)	(5)	(6)	(7) = (3)+(5)
18	Nagaland	0	0	11	1 Kohima Women Police Station 2 Dimapur Women Police Station 3 Mokokchung Women Police Station 4 Tuensang Women Police Station 5 Mon Women Police Station 6 Wokha Women Police Station 7 Zunheboto Women Police Station 8 Phek Women Police Station 9 Jalukie Women Police Station 10 Kiphire Women Police Station 11 Longleng Women Police Station	11
19	Odisha	0	0	6	1 Berhampur 2 Bhubaneswar 3 Cuttack 4 Koraput 5 Rourkela 6 Sambalpur	6
20	Punjab	0	0	9	1 Jalandhar 2 Ludhiana 3 Amritsar 4 Ludhiana Rural 5 Bathinda 6 Patiala 7 Sas Nagar 8 Ferozepur 9 Malerkotla	9
21	Rajasthan	0	0	41	1 Women Police Station, Ajmer 2 Women Police Station, Bhilwara 3 Women Police Station, Nagaur 4 Women Police Station, Tonk 5 Women Police Station, Jaipur North 6 Women Police Station, Jaipur South 7 Women Police Station, Jaipur East 8 Women Police Station, Jaipur West 9 Women Police Station, Jaipur Rural 10 Women Police Station, Jhunjhunu 11 Women Police Station, Sikar 12 Women Police Station, Dausa 13 Women Police Station, Alwar 14 Women Police Station, Bhiwadi 15 Women Police Station, Bikaner 16 Women Police Station, Churu 17 Women Police Station, Sriganganagar 18 Women Police Station, Hanumangarh 19 Women Police Station, Bharatpur 20 Women Police Station, Sawaimadhopur 21 Women Police Station, Dholpur 22 Women Police Station, Karauli 23 Women Police Station, Jodhpur East 24 Women Police Station, Jodhpur West 25 Women Police Station, Jodhpur Rural 26 Women Police Station, Jalore 27 Women Police Station, Jaisalmer 28 Women Police Station, Barmer	41

TABLE 6.2.4 (CONTINUED . . .)

SL NO.	STATES/UTs	NUMBER OF RURAL WOMEN POLICE STATIONS	NAME OF RURAL WOMEN POLICE STATIONS	NUMBER OF URBAN WOMEN POLICE STATIONS	NAME OF URBAN WOMEN POLICE STATIONS	TOTAL NUMBER OF (RURAL + URBAN) WOMEN POLICE STATIONS
(1)	(2)	(3)	(4)	(5)	(6)	(7) = (3)+(5)
					29 Women Police Station, Pali 30 Women Police Station, Sirohi 31 Women Police Station, Kota City 32 Women Police Station, Kota Rural 33 Women Police Station, Bundi 34 Women Police Station, Jhalawar 35 Women Police Station, Baran 36 Women Police Station, Udaipur 37 Women Police Station, Banswara 38 Women Police Station, Chittorgarh 39 Women Police Station, Dungarpur 40 Women Police Station, Rajsamand 41 Women Police Station, Pratapgarh	
22	Sikkim	1	1 Temi Police Station	1	1 Ranipool Police Station	2
23	Tamil Nadu	61	1 AWPS-Jeyankondam District - Ariyalur 2 AWPS-Ariyalur District - Ariyalur 3 AWPS-Melmaruvathur District - Chengalpattu 4 AWPS-Perur District - Coimbatore 5 AWPS-Thudiyalur District - Coimbatore 6 AWPS-Pollachi District - Coimbatore 7 AWPS-Harur District - Dharmapuri 8 AWPS-Pennagaram District - Dharmapuri 9 AWPS-Dharmapuri District - Dharmapuri 10 AWPS-Nilakottai District - Dindigul 11 AWPS-Vadamadurai District - Dindigul 12 AWPS-Sriperumbudur District - Kancheepuram 13 AWPS-Colachel District - Kanyakumari 14 AWPS-Nagercoil District - Kanyakumari 15 AWPS-Kanyakumari District - Kanyakumari 16 AWPS-Marthandam District - Kanyakumari 17 AWPS-Bargur District - Krishnagiri 18 AWPS-Denkanikottai District - Krishnagiri 19 AWPS-Krishnagiri District - Krishnagiri 20 AWPS-Hosur District - Krishnagiri	141	1 AWPS-Chengalpattu District-Chengalpattu 2 AWPS-Mamallapuram District-Chengalpattu 3 AWPS-Saidapet District-Chennai City 4 AWPS-Adyar District-Chennai City 5 AWPS-Guindy District-Chennai City 6 AWPS-Avadi District-Chennai City 7 AWPS-Poonamallee District-Chennai City 8 AWPS-Ambattur District-Chennai City 9 AWPS-Thirumangalam District-Chennai City 10 AWPS-Villivakkam District-Chennai City 11 AWPS-Anna Nagar District-Chennai City 12 AWPS-High Court District-Chennai City 13 AWPS-Harbour District-Chennai City 14 AWPS-Flower Bazaar District-Chennai City 15 AWPS-Ayanavaram District-Chennai City 16 AWPS-Vepery District-Chennai City 17 AWPS-Kilpauk District-Chennai City 18 AWPS-Madhavaram District-Chennai City 19 AWPS-Ennore District-Chennai City 20 AWPS-Mylapore District-Chennai City	202

TABLE 6.2.4 (CONTINUED . . .)

SL NO.	STATES/UTs	NUMBER OF RURAL WOMEN POLICE STATIONS	NAME OF RURAL WOMEN POLICE STATIONS	NUMBER OF URBAN WOMEN POLICE STATIONS	NAME OF URBAN WOMEN POLICE STATIONS	TOTAL NUMBER OF (RURAL + URBAN) WOMEN POLICE STATIONS
(1)	(2)	(3)	(4)	(5)	(6)	(7)= (3)+(5)
			21 AWPS-Samayanallur District - Madurai		21 AWPS-Royapettah District-Chennai City	
			22 AWPS-Usilampatti District - Madurai		22 AWPS-Pulianthope District-Chennai City	
			23 AWPS-Melur District - Madurai		23 AWPS- Mkb Nagar District-Chennai City	
			24 AWPS-Thirumangalam District - Madurai		24 AWPS-Tambaram District-Chennai City	
			25 AWPS-Vedaranyam District - Nagapattinam		25 AWPS-St.Thomas Mount District-Chennai City	
			26 AWPS-Devala District - Nilgiris		26 AWPS-Madipakkam District-Chennai City	
			27 AWPS-Thirumayam District - Pudukkottai		27 AWPS-Ashok Nagar District-Chennai City	
			28 AWPS-Thiruvadanai District - Ramanathapuram		28 AWPS-Vadapalani District-Chennai City	
			29 AWPS-Kamudhi District - Ramanathapuram		29 AWPS-Teynampet District-Chennai City	
			30 AWPS-Mettur District - Salem		30 AWPS-T.Nagar District-Chennai City	
			31 AWPS-Vaazhapadi District - Salem		31 AWPS-Egmore District-Chennai City	
			32 AWPS-Thiruppathur District - Sivagangai		32 AWPS-Thousand Lights District-Chennai City	
			33 AWPS-Manamadurai District - Sivagangai		33 AWPS-Triplicane District-Chennai City	
			34 AWPS-Karaikudi District - Sivagangai		34 AWPS-Washermentpet District-Chennai City	
			35 AWPS-Devakottai District - Sivagangai		35 AWPS-Thiruvottiyur District-Chennai City	
			36 AWPS-Sankarankoil District - Tenkasi		36 AWPS-Royapuram District-Chennai City	
			37 AWPS-Tenkasi District - Tenkasi		37 AWPS-Sembium W-17 District-Chennai City	
			38 AWPS-Alangulam District - Tenkasi		38 AWPS-East District-Coimbatore City	
			39 AWPS-Papanasam District - Thanjavur		39 AWPS-West District-Coimbatore City	
			40 AWPS-Vallam District - Thanjavur		40 AWPS-Central District-Coimbatore City	
			41 AWPS-Thiruvaiyaru District - Thanjavur		41 AWPS-Chidambaram District-Cuddalore	
			42 AWPS-Vilathikulam District - Thoothukudi		42 AWPS-Sethiyathope District-Cuddalore	
			43 AWPS-Pudukottai District - Thoothukudi		43 AWPS-Cuddalore District-Cuddalore	
			44 AWPS-Thiruchendur District - Thoothukudi		44 AWPS-Neyveli District-Cuddalore	
			45 AWPS-Kadambur District - Thoothukudi		45 AWPS-Panruti District-Cuddalore	
			46 AWPS-Srivaikundam District - Thoothukudi		46 AWPS-Virudhachalam District-Cuddalore	
			47 AWPS-Ambasamudram District - Tirunelveli		47 AWPS-Palacode District-Dharmapuri	

TABLE 6.2.4 (CONTINUED . . .)

SL NO.	STATES/UTs	NUMBER OF RURAL WOMEN POLICE STATIONS	NAME OF RURAL WOMEN POLICE STATIONS	NUMBER OF URBAN WOMEN POLICE STATIONS	NAME OF URBAN WOMEN POLICE STATIONS	TOTAL NUMBER OF (RURAL + URBAN) WOMEN POLICE STATIONS
(1)	(2)	(3)	(4)	(5)	(6)	(7) = (3)+(5)
			48 AWPS-Valliyoor District - Tirunelveli		48 AWPS-Dindigul District-Dindigul	
			49 AWPS-Nanguneri District - Tirunelveli		49 AWPS-Ottanchatram District-Dindigul	
			50 AWPS-Gummidipoondi District - Tiruvallur		50 AWPS-Kodaikanal District-Dindigul	
			51 AWPS-Polur District - Tiruvannamalai		51 AWPS-Palani District-Dindigul	
			52 AWPS-Vandavasi District - Tiruvannamalai		52 AWPS-Sathyamangalam District-Erode	
			53 AWPS-Arni District - Tiruvannamalai		53 AWPS-Bhavani District-Erode	
			54 AWPS-Cheyyar District - Tiruvannamalai		54 AWPS-Erode District-Erode	
			55 AWPS-Chengam District - Tiruvannamalai		55 AWPS-Gobi District-Erode	
			56 AWPS-Tiruvannamalai District - Tiruvannamalai		56 AWPS-Ulundurpet District-Kallakurichi	
			57 AWPS-Nannilam District - Tiruvarur		57 AWPS-Kallakurichi District-Kallakurichi	
			58 AWPS-Tiruvarur District - Tiruvarur		58 AWPS-Thirukoilur District-Kallakurichi	
			59 AWPS-Mannargudi District - Tiruvarur		59 AWPS-Kancheepuram District-Kancheepuram	
			60 AWPS-Jeeyapuram District - Trichy		60 AWPS-Kulithalai District-Karur	
			61 AWPS-Virudhunagar District - Virudhunagar		61 AWPS-Karur District-Karur	
					62 AWPS-Thirupparankundram District-Madurai City	
					63 AWPS-Thallakulam District-Madurai City	
					64 AWPS-Thilagar Thidal District-Madurai City	
					65 AWPS-Madurai Town District-Madurai City	
					66 AWPS-Mayiladuthurai District-Nagapattinam	
					67 AWPS-Sirkazhi District-Nagapattinam	
					68 AWPS-Nagapattinam District-Nagapattinam	
					69 AWPS-Tiruchengode District-Namakkal	
					70 AWPS-Namakkal District-Namakkal	
					71 AWPS-Velur District-Namakkal	
					72 AWPS-Rasipuram District-Namakkal	
					73 AWPS-Ooty Rural District-Nilgiris	
					74 AWPS-Ooty District-Nilgiris	
					75 AWPS-Coonur District-Nilgiris	
					76 AWPS-Gudalur District-Nilgiris	
					77 AWPS-Perambalur District-Perambalur	
					78 AWPS-Alangudi District-Pudukkottai	
					79 AWPS-Keeranur District-Pudukkottai	
					80 AWPS-Aranthangi District-Pudukkottai	
					81 AWPS-Pudukkottai District-Pudukkottai	
					82 AWPS-Rameswaram District-Ramanathapuram	
					83 AWPS-Keelakkarai District-Ramanathapuram	
					84 AWPS-Ramanathapuram District-Ramanathapuram	
					85 AWPS-Paramakudi District-Ramanathapuram	
					86 AWPS-Arakkonam District-Ranipet	
					87 AWPS-Ranipet District-Ranipet	

TABLE 6.2.4 (CONTINUED . . .)

SL NO.	STATES/UTs	NUMBER OF RURAL WOMEN POLICE STATIONS	NAME OF RURAL WOMEN POLICE STATIONS	NUMBER OF URBAN WOMEN POLICE STATIONS	NAME OF URBAN WOMEN POLICE STATIONS	TOTAL NUMBER OF (RURAL + URBAN) WOMEN POLICE STATIONS
(1)	(2)	(3)	(4)	(5)	(6)	(7) = (3)+(5)
					88 AWPS-Sankari District-Salem	
					89 AWPS-Attur District-Salem	
					90 AWPS-Omalur District-Salem	
					91 AWPS-Salem Rural District-Salem	
					92 AWPS-Ammamet District-Salem City	
					93 AWPS-Salem Town District-Salem City	
					94 AWPS-Sooramangalam District-Salem City	
					95 AWPS-Sivagangai District-Sivagangai	
					96 AWPS-Pattukottai District-Thanjavur	
					97 AWPS-Thanjavur District-Thanjavur	
					98 AWPS-Kumbakonam District-Thanjavur	
					99 AWPS-Bodi District-Theni	
					100 AWPS-Uthamapalayam District-Theni	
					101 AWPS-Theni District-Theni	
					102 AWPS-Andipatti District-Theni	
					103 AWPS-Thirupathur District-Thirupathur	
					104 AWPS-Vaniyambadi District-Thirupathur	
					105 AWPS-Ambur District-Thirupathur	
					106 AWPS-Thoothukudi District-Thoothukudi	
					107 AWPS-Kovilpatti District-Thoothukudi	
					108 AWPS-Tirunelveli District-Tirunelveli	
					109 AWPS-Tirunelveli Jn. District-Tirunelveli City	
					110 AWPS-Palayamkottai District-Tirunelveli City	
					111 AWPS-Avinashi District-Tiruppur	
					112 AWPS-Udumalpet District-Tiruppur	
					113 AWPS-Dharapuram District-Tiruppur	
					114 AWPS-Palladam District-Tiruppur	
					115 AWPS-Kangeyam District-Tiruppur	
					116 AWPS-Tiruppur South District-Tiruppur City	
					117 AWPS-Tiruppur North District-Tiruppur City	
					118 AWPS-Thiruthani District-Tiruvallur	
					119 AWPS-Uthukottai District-Tiruvallur	
					120 AWPS-Ponneri District-Tiruvallur	
					121 AWPS-Thiruvallur District-Tiruvallur	
					122 AWPS-Thiruthuraipoondi District-Tiruvarur	
					123 AWPS-Lalgudi District-Trichy	
					124 AWPS-Manaparai District-Trichy	
					125 AWPS-Musiri District-Trichy	
					126 AWPS-Thiruverambur District-Trichy	
					127 AWPS-Cantonment District-Trichy City	
					128 AWPS-Srirangam District-Trichy City	
					129 AWPS-Fort District-Trichy City	
					130 AWPS-Golden Rock District-Trichy City	
					131 AWPS-Vellore District-Vellore	
					132 AWPS-Guidyatham District-Vellore	
					133 AWPS-Viluppuram District-Viluppuram	
					134 AWPS-Gingee District-Viluppuram	
					135 AWPS-Tindivanam District-Viluppuram	
					136 AWPS-Kottakuppam District-Viluppuram	
					137 AWPS-Rajapalayam District-Virudhunagar	
					138 AWPS-Sivakasi District-Virudhunagar	
					139 AWPS-Sattur District-Virudhunagar	
					140 AWPS-Srivilliputhur District-Virudhunagar	
					141 AWPS-Aruppukottai District-Virudhunagar	

TABLE 6.2.4 (CONTINUED . . .)

SL NO.	STATES/UTs	NUMBER OF RURAL WOMEN POLICE STATIONS	NAME OF RURAL WOMEN POLICE STATIONS	NUMBER OF URBAN WOMEN POLICE STATIONS	NAME OF URBAN WOMEN POLICE STATIONS	TOTAL NUMBER OF (RURAL + URBAN) WOMEN POLICE STATIONS		
(1)	(2)	(3)	(4)	(5)	(6)	(7) = (3)+(5)		
24	Telangana	5	1	WPS, Adilabad	11	1	WPS, Karimnagar City	16
			2	WPS, Nalgonda		2	WPS, Warangal City	
			3	WPS, Mahabubnagar		3	WPS, Khammam City	
			4	WPS, Vikarabad		4	WPS, Nizamabad City	
			5	WPS, Sangareddy		5	WPS, Mancherial (RGM City)	
						6	WPS, Rachakonda City	
						7	WPS, Yadari Rachakonda City	
						8	WPS, CCS - Hyderabad City	
						9	WPS, North Zone, Begumpet- Hyderabad City	
						10	WPS, South Zone, Purani Haveli, Hyderabad City	
							11	
25	Tripura	0	0	7	1	Kailashahar Women Police Station, Kailashhar, Unakoti District.	7	
					2	Dharmahagar Women Police Station, Dharmanagar, North Tripura District.		
					3	R.K Pur Women Police Station, Udaipur, Gomati District.		
					4	Bishalgarh Women Police Stations, Bishalgarh, Sepahijala District.		
					5	Belonia Women Police Station, Belonia, South Tripura District.		
					6	West Agartala Women Police Station, Agartala, West Tripura, Tripura District.		
					7	East Agartala Women Police Station, Agartala, West Tripura, Tripura District.		
26	Uttar Pradesh	2	1	Lucknow Gramin	75	1	Saharanpur	77
			2	Kheeri		2	Muzaffarnagar	
						3	Shamli	
						4	Bagpat	
						5	Meerut	
						6	Ghaziabad	
						7	Hapur	
						8	Buland Shahar	
						9	Bijnore	
						10	Amroha	
						11	Moradabad	
						12	Ram Pur	
						13	Sambhal	
						14	Badayun	
						15	Bareilly	
						16	Pilibhit	
						17	Shajahanpur	
						18	Aligarh	
						19	Hathras	
						20	Kasganj	
						21	Eta	
						22	Mathura	
						23	Agra	
							24	

TABLE 6.2.4 (CONTINUED ...)

SL NO.	STATES/UTs	NUMBER OF RURAL WOMEN POLICE STATIONS	NAME OF RURAL WOMEN POLICE STATIONS	NUMBER OF URBAN WOMEN POLICE STATIONS	NAME OF URBAN WOMEN POLICE STATIONS	TOTAL NUMBER OF (RURAL + URBAN) WOMEN POLICE STATIONS
(1)	(2)	(3)	(4)	(5)	(6)	(7) = (3)+(5)
					25 Mainpuri	
					26 Fatehgarh	
					27 Kannauj	
					28 Etawah	
					29 Auraiya	
					30 Kanpur Nagar	
					31 Kanpur Dehat	
					32 Jhansi	
					33 Lalitpur	
					34 Jalaun	
					35 Chitrkut	
					36 Hamirpur	
					37 Mahoba	
					38 Banda	
					39 Prayagraj	
					40 Kaushambi	
					41 Fatehpur	
					42 Pratapgarh	
					43 Khiri	
					44 Sitapur	
					45 Hardoi	
					46 Unnao	
					47 Raybareli	
					48 Amethi	
					49 Barabanki	
					50 Faizabad	
					51 Ambedkar Nagar	
					52 Sultanpur	
					53 Bahraich	
					54 Gonda	
					55 Shravasti	
					56 Balrampur	
					57 Siddharth Nagar	
					58 Basti	
					59 Santkabir Nagar	
					60 Maharajganj	
					61 Gorakhpur	
					62 Kushinagar	
					63 Deoria	
					64 Azamgarh	
					65 Mau	
					66 Ballia	
					67 Ghazipur	
					68 Chandauli	
					69 Varanasi	
					70 Jaunpur	
					71 Sant Ravidas Nagar	
					72 Mirzapur	
					73 Sonbhadra	
					74 Gautam Buddha Nagar	
					75 Lucknow	
27	Uttarakhand	0		2	1 Srinagar (Pauri Garhwal)	2
					2 Almora	

TABLE 6.2.4 (CONTINUED . . .)

SL NO.	STATES/UTs	NUMBER OF RURAL WOMEN POLICE STATIONS	NAME OF RURAL WOMEN POLICE STATIONS	NUMBER OF URBAN WOMEN POLICE STATIONS	NAME OF URBAN WOMEN POLICE STATIONS	TOTAL NUMBER OF (RURAL + URBAN) WOMEN POLICE STATIONS
(1)	(2)	(3)	(4)	(5)	(6)	(7)= (3)+(5)
28	West Bengal	0	0	48	1 Baruipur Women PS, Baruipur Police District, Madarat Battala, PO-Madarat, near Popular Academy, Kol-144 2 Diamond Harbour Women PS, Diamond Harbour Police District, New Town, PO-DDH, Pin-74333 3 Canning Women PS, South 24 Parganas District, 1 No Dighirpar, near Hospital More, PO+PS-Canning, Pin-743329, 4 Jalpaiguri Women PS, Jalpaiguri, PO-Jalpaiguri, Pin-735101 5 Haldia Women PS, Purba Medinipur Dist, Vill+PO+PS-Durgachak, Dist-Purba MDP, Pin-721402 6 Contai Women PS, Purba MDP, Vill+PO-Contai, PS-Contai, Pin-721401 7 Jhargram Women PS, Jhargram Police District, PO+PS-Jhargram, Pin-721507 8 Krishnanagar Women PS, Nadia Distrc., PO-Ghurni, Pin-741201 9 Ranaghat Women PS, Nadia District, PO-Ranaghat Pin-741201 10 Suri Women PS, Birbhum District, PO+PS-Suri, Pin-731101 11 Bolpur Women PS, Birbhum District, Not yet started 12 English Bazar Women PS, Malda District, Netaji Subhas Road, PS-English Bazar, PO-Malda, Pin-732101 13 Medinipur Women PS, Paschim Medinipur, PS-Kotowali, PO-Medinipur, Pin-721101 14 Kharagpur Women PS, Paschim Medinipur Dist., PS-Kharagpur Town, PO-Khragpur, Pin-321301 15 Raghunathpur Women PS, Purulia District, Near Block No- 1, PO-Raghunathpur, Pin-723121 16 Purulia Women PS, Purulia District, Will Cocks Road, Bhatbandh, PO+Dist-Purulia, Pin-723101 17 Khatra Women PS, Bankura District, Vidyasagar Palli, Bharat sevashram Road, PO+PS- Khatra, Dist-Bankura, Pin-722140 18 Bankura Women PS, Bankura District., PO-Bankura, PS-bankura, Pin-722101 19 Balurghat Women PS, Dakshin Dinajpur Dist., PO+PS-Balurghat, Pin-733101 20 Berhampur Women PS, Murshidabad Dist., PO+PS Berhgampore, Pin-742101 21 Jangipur Women PS, Murshidabad District, PO-Jangipur, PS-Raghunathganj, Pin-742213 22 Dinhata Women PS, Cooch Behar District, Not yet started 23 Cooch Behar Women PS, Cooch Behar District, Kotawali, Sadar, Cooch Behar, Pin-736101.	48

TABLE 6.2.4 (CONTINUED . . .)

SL NO.	STATES/UTs	NUMBER OF RURAL WOMEN POLICE STATIONS	NAME OF RURAL WOMEN POLICE STATIONS	NUMBER OF URBAN WOMEN POLICE STATIONS	NAME OF URBAN WOMEN POLICE STATIONS	TOTAL NUMBER OF (RURAL + URBAN) WOMEN POLICE STATIONS
(1)	(2)	(3)	(4)	(5)	(6)	(7)= (3)+(5)
					24 Uluberia Women PS, Howrah Rural District, Near Uluberia Kalibari, PO-Uluberia, Pin-711315	
					25 Barasat Women PS, North 24-Pgs., Barasat KNC Road, near Barasat Govt. College, Pin-700124.	
					26 Bongaon Women PS, North 24 Parganas District, Bongaon Women PS, District-North 24 Pgs, Pin-743235	
					27 Serampore Women PS, Hooghly District, 5 No. M. G. Road, Dist-Hooghly, Pin-712201.	
					28 Chinsurah Women PS, Hooghly District, Near Gariar More, PO-Chinsurah, Dist-Hooghly, Pin-712501.	
					29 Arambagh Women PS, Hooghly District, Prafulla Chandra Sur Sarani, PS-Arambag, Dist-Hooghly, Pin-712601.	
					30 Raiganj Women PS, Uttar Dinajpur, Near Rajganj PS, Dist- Uttar Dinajpur, Pin-733134	
					31 Darjeeling Women PS, Darjeeling District, Darjeeling Sadar Women PS, near Goal Ghar, Dist-Darjeelin, Pin-734101.	
					32 Kalimpong Women PS, Kalimpong District, Not yet started	
					33 Burdwan Women PS, Burdwan District, Court Compound, Dist-Purba Bardhaman, Pin-713101	
					34 Siliguri Women PS, Siliguri PC , SF Road, Mahabirthan, Behind Siliguri PS, PO-Siliguri, Pin 734001	
					35 Bidhannagar Women PS, CP Bidhannagar, Block-DN/58, Salt Lake, Sector-V, Kol-91	
					36 Asansol Women PS, ASL-DGP PC, Opposite of Asansol Correctional Home, PO-Cheidanga, PS-Asnasol South, Dist-Burdwan, Pin-713304, Ph No-0341 225 5646	
					37 Durgapur Women PS, ASL-DGP PC, Near Durgapur PS, PO- A Zone, PS-Durgapur, Pin-713204	
					38 Barrackpore Women PS, PC Bkpore, Ardali Bazar, Near Tapaban, PO+PS- Barrackpore, Pin-700120.	
					39 Howrah Women PS, Howrah PC, 2 No. Red Court Building, 1st Floor, near Howrah General Hospital, Pin-711101.	
					40 Alipurduar Women PS, Alipurduar District, PO-Alipurduar Court, PS-Alipurduar, Dist-Alipurduar, Pin-736122.	
					41 Patuli Women PS, Kolkata Police, Block-k, Baishnabghata Patuli Township, PO-Panchasayar, Kol-94	
					42 Amherst Street Women PS, Kolkata Police, 57 Raja Rammohan Roy Sarani, Kol-9	
					43 Watgunge Women PS, Kolkata Police, 16, Kabitirtha Sarani, Kol-23	

TABLE 6.2.4 (CONTINUED ...)

SL NO.	STATES/UTs	NUMBER OF RURAL WOMEN POLICE STATIONS	NAME OF RURAL WOMEN POLICE STATIONS	NUMBER OF URBAN WOMEN POLICE STATIONS	NAME OF URBAN WOMEN POLICE STATIONS	TOTAL NUMBER OF (RURAL + URBAN) WOMEN POLICE STATIONS
(1)	(2)	(3)	(4)	(5)	(6)	(7) = (3)+(5)
					44 Behala Women PS, Kolkata Police, 131, Diamond Harbour Road, Kol-34	
					45 Tallygunge Women PS, Kolkata Police, 170 A, SP Mukherjee Road, Kol-26	
					46 Karaya Women PS, Kolkata Police, 52 Karaya Road, Kol-19	
					47 Ultadanga Women PS, Kolkata Police, Block-13, VIII M, CIT Scheme, Kol-67	
					48 Taltala Women PS, Kolkata Police, 4 No Taltala Lane, Kol-14	
29	A & N Islands	0	0	0	0	0
30	Chandigarh	0	0	1	1 Women Police Station, Sector-17, Chandigarh	1
31	Dadra and Nagar Haveli and Daman and Diu	0	0	0	0	0
32	Delhi	0	0	0	0	0
33	J&K	8	1 Women Police Station Kathua	2	1 Women Police Station Jammu	10
			2 Women Police Station Udhampur		2 Women Police Station Srinagar	
			3 Women Police Station Doda			
			4 Women Police Station Rajouri			
			5 Women Police Station Baramulla			
			6 Women Police Station Kupwara			
			7 Women Police Station Anantnag			
			8 Women Police Station Pulwama			
34	Ladakh	0	0	1	1 Women Police Station Leh, Near Polo Ground Leh	1
35	Lakshadweep	0	0	0	0	0
36	Puducherry	1	1 AWPS, Karaikal	2	1 AWPS Pondy	3
					2 AWPS Villianur	
TOTAL		135	0		0	745

TABLE 6.2.5-- DETAILS OF POLICE MEDALS FOR GALLANTRY AWARDED TO POLICE PERSONNEL OF STATES/UTs / CENTRAL ARMED POLICE FORCES / CPOs, ETC. DURING 2021

AS ON 01.01.2022

Sl. No.	STATES/UTs / CAPFs/CPOs	PPMG	PMG	ANY OTHER	POSTHUMOUS OUT OF (3),(4) & (5)
(1)	(2)	(3)	(4)	(5)	(6)
1	Andhra Pradesh	0	13	-	0
2	Arunachal Pradesh	0	5	5	0
3	Assam	0	4	-	0
4	Bihar	0	5	34	0
5	Chhattisgarh	0	10	-	0
6	Goa	0	0	4	0
7	Gujarat	4	34	16	NA
8	Haryana	0	2	-	0
9	Himachal Pradesh	0	0	-	0
10	Jharkhand	1	8	-	1
11	Karnataka	0	0	-	0
12	Kerala	0	0	20	0
13	Madhya Pradesh	0	2	-	0
14	Maharashtra	NA	38	NA	38
15	Manipur	0	2	12	0
16	Meghalaya	0	18	10	0
17	Mizoram	0	0	-	0
18	Nagaland	0	0	-	0
19	Odisha	0	67	26	2
20	Punjab	0	4	-	0
21	Rajasthan	0	0	-	0
22	Sikkim	0	0	-	0
23	Tamil Nadu	0	0	1	0
24	Telangana	0	14	41	0
25	Tripura	0	0	-	0
26	Uttar Pradesh	11	17	121	149
27	Uttarakhand	0	0	2	0
28	West Bengal	0	0	-	0
29	A & N Islands	0	0	5	0
30	Chandigarh	0	0	19	0
31	Dadra and Nagar Haveli and Daman and Diu	0	2	-	0
32	Delhi	5	33	23	0
33	Jammu and Kashmir	1	308	7	10
34	Ladakh	0	0	2	0
35	Lakshadweep	0	0	3	0

TABLE 6.2.5-- (CONTINUED ...)

Sl. No.	STATES/UTs / CAPFs/CPOs	PPMG	PMG	ANY OTHER	POSTHUMOUS OUT OF (3),(4) & (5)
(1)	(2)	(3)	(4)	(5)	(6)
36	Puducherry	0	0	-	0
37	Assam Rifles	0	1	28	0
38	Border Security Force	0	24	-	5
39	Central Industrial Security Force	0	4	1,626	0
40	Central Reserve Police Force	2	218	4,635	10
41	Indo-Tibetan Border Police	0	25	265	0
42	National Disaster Response Force	NA	NA	11	NA
43	National Security Guards	0	0	9	0
44	Railway Protection Force	0	0	32	0
45	Sashastra Seema Bal	0	6	-	0
46	Bureau of Police Research & Development (BPR&D)	2	3	-	0
47	Central Bureau of Investigation (CBI)	NA	NA	185	0
48	Directorate of Coordination Police Wireless (DCPW)	0	0	-	0
49	National Crime Records Bureau (NCRB)	1	2	-	0
50	North Eastern Police Academy (NEPA)	0	0	-	0
51	National Investigation Agency (NIA)	0	0	-	0
52	Sardar Vallabhbhai Patel National Police Academy (SVP-NPA)	0	0	4	0
TOTAL		27	869	7,146	215

PPMG: President's Police Medal for Gallantry

PMG: Police Medal for Gallantry

APPENDIX 1-- STATES/UTs WISE POLICE TRAINING INSTITUTES IN INDIA

AS ON 01.01.2022

SL. No	NAME	TOTAL NO TRAINING INSTI-TUTES	NAME OF INSTITUTE	TELEPHONE NO.	FAX NO.	MOBILE NO	POSTAL ADDRESS	E-MAIL ADDRESS
(1)	(2)	(3)	(4)	(5)	(6)	(7)	(8)	(9)
1	Andhra Pradesh	4	Police Training College, Vizianagaram.	08922-274226 08922-277858	NA	9121109332	Police Training College, Vizianagaram-535003	principalptcvzm2014@gmail.com
			Police Training College, Ongole.	08592-282715	NA	6303918804	Police Training College, Ongole-523002	policetrainingcollegeong@gmail.com
			Police Training College, Tirupathi.	0877-2236070, 0877-2236633	0877-22366070	9440904792	Police Training College, Tirupathi-517502	ptctirupati@gmail.com
			Police Training College, Ananthapuramu.	08554-276149 08554-276322	NA	9440900947	Police Training College, Ananthapuramu-515004	policetrainingcollegeatp@gmail.com
2	Arunachal Pradesh	1	PTC Banderdewa	0360-2266243	0360-2266243	94360-59990	PTC Banderdewa Papumpare Distt	prnlptcbdww@gmail.com
3	Assam	5	Police Training College (PTC), Dergaon	0376-2380237	Nil	9435146011	PTC, PO-Dergaon, Dist:-Golaghat, Assam-785703	ptcdrg@gmail.com
			Battalion Training Centre (BTC), Dergaon, Assam	0376-2380282	Nil	9435367784	BTC, PO-Dergaon, Dist:-Golaghat, Assam-785703	co-btc@assampolice.gov.in
			Recruit Training School (RTS), Dergaon	0376-2380216	Nil	9435077300	RTS, PO-Dergaon, Dist:-Golaghat, Assam-785703	co-rts@assampolice.gov.in
			Assam Police Training College (APTC), Dergaon, Assam	0376-2380274	Nil	9954499644	APTC, PO-Dergaon, Dist:-Golaghat, Assam-785703	co-aptc@assampolice.gov.in
			Assam Police Radio Organization (APRO) Training School Jalukbari, Kamrup (Metro), Assam	0361-2570566	Nil	9864096295	APRO, Training School, Jalukbari, PO-Jalukbari, Kamrup (Metro), Assam-781013	spc2-apro@assampolice.gov.in
4	Bihar	4	CTS Nathnagar, Bhagalpur	06421-2500601	06421-2500601	8544428376	CTS Nathnagar, Po- Champanagar, Dist-Bhagalpur, Bihar, Pin-812004	cts.nathnagar-bih@nic.in
			MPTC Dumraon, Buxar	NP	NP	9431294226	MPTC Dumraon, Buxar, Bihar, Pin-802119	principalmptc.dumraon@gmail.com
			CTS Simultala, Camp, Jamui	06345-296119	NP	9973937372	CTS Simultala, Camp-Police Line Malaypur, Jamui, Bihar, Pin-811313	ctssimultala@gmail.com
			Bihar Police Academy, Rajgir	6112295074	NP	8544428366	Bihar Police Academy, Rajgir, Dist-Nalanda-803116.	policeacademy2009@gmail.com
5	Chhattisgarh	12	PTC Borgaon	N/A	N/A	94791-90210	Comdt. PTC Borgaon-Kondagaon 494229	comdtptcborgaon@gmail.com
			APTS Jagdalpur	07782-228181	07782-225258	94791-90209	Comdt. APTS Jagdalpur 494001	aptsjdr@gmail.com
			CTJW Kanker	07868-241768	N/A	94791-90208	Comdt. CTJW College Kanker 494334	ctjwc@yahoo.com
			CIAT PTS Rajnandgaon	07744-224607	N/A	94791-90203	SP PTS Rajnandgaon 491441	sppts-raj.cg@gov.in
			CIAT 5th Bn Jagdalpur	07782-222610	N/A	94791-90850	Comdt. 5th Bn CAF Jagdalpur 494001	commandant5thbncafjdr@yahoo.in
			CIAT PA Chandkhri, Raipur	07721-265301	07721-265301	94791-90452	Deputy Dir. SPA Chandkhri, Raipur 49 2101	dir-policeacademy.cg@gov.in

APPENDIX 1-- (CONTINUED . . .)

SL. No	NAME	TOTAL NO TRAINING INSTI-TUTES	NAME OF INSTITUTE	TELEPHONE NO.	FAX NO.	MOBILE NO	POSTAL ADDRESS	E-MAIL ADDRESS
(1)	(2)	(3)	(4)	(5)	(6)	(7)	(8)	(9)
			CIAT 2nd Bn Bilaspur	07752-283319	07752-283352	94791-90820	Comdt. 2nd Bn CAF Sakri Bilaspur 495003	comdt.2nd.bn.sakari@gmail.com
			Police Academy	07721-2526050	07721-2526050	91095-61270	SP Police Academy Chandkhuri, Raipur	dir-policeacademy.cg@gov.in
			PTS MANA	0771-2418028	0771-2418028	94791-90202	SP PTS MANA, Raipur 492015	ptsraipurmana@gmail.com
			PTS Rajnandgaon	07744-224607	07744-224607	94791-90203	SP PTS Rajnandgaon 491441	sppts-raj.cg@gov.in
			PTS Mainpat	NIL	NIL	94791-90189	SP PTS Mainpat, Distt Sarguja	spmmainpat@gmail.com
			IED School, Raipur	0771-2418960	0771-2418079	94791-90842	Incharge IED School Mana, Raipur	iedschool2014@gmail.com
6	Goa	1	Police Training School, Valpoi	0832-2374248	0832-2374248	-	Police Training School, Valpoi Goa 403506	p.ptsva@goapolice.gov.in
7	Gujarat	5	Gujarat Police Academy Karai	079-29758004	079-29750800	9978988999	Karai, Dist-Gandhinagar	karai@gujarat.gov.in
			Police Training College Junagadh	0285-2623226	0285-2651398	9978407838	Bilkha Road, Junagadh	ptc-jun-jun@gujarat.gov.in
			Police Training School, Vadodara	0265-2433600	0265-2432009	99784-02944	Lalbaug, Vadodara	principal-trg-vad@gujarat.gov.in
			State Reserve Police Training Center (Chowkey) Sorath	085-2688150/51	0285-2688247	99784-07838	Chowkey, Dist-junagadh	srptc-jetpur-raj@gujarat.gov.in
			Commando Training Center Khalal-Kheda	079-29758004	079-29750800	9978406991	Khalal, Dist-Kheda	ctckhalal@gujarat.gov.in
8	Haryana	4	Haryana Police Academy, Madhuban, Karnal	0184-2390602	0184-23800116/118	-	PTC Gate, Haryana Police Academy Madhuban, Karnal-132037	supdtofficehpambn@gmail.com
			Recruit Training Center, Bhondsi, Gurugram	0124-2269911/12/13	0124-2269900	8527911111	Recruit Training Center, Bhondsi, Gurugram-122102	rtc.pol@hry.gov.in
			Recruit Training Centre, Newal	0184-2266482	NA	NA	Recruit Police Training Centre, Newal-132023	sp.cmdonwknl@hry.nic.in
			Recruit Police Training College, Sunaria, Rohtak.	1262-2426000	01262-2426005	8295782277	Post office, Police Training College, Sunaria, Rohtak-124010	trgbrptc@gmail.com
9	Himachal Pradesh	1	HP Police Training College, Daroh	01894-275138	01894-275138	-	O/o Principal, HP Police Training College, Daroh District Kangra, HP	spptc-hp@nic.in principal-ptc-hp@gov.in
10	Jharkhand	6	Jharkhand Police Academy Hazaribagh	06546-270048	06546-264515	9470922222	P.O-Reformatory School, P.S-Lohsinghna, Distt-Hazaribagh Pin-825301	director-jpa@jhpolic.gov.in
			Jungle Warfare School Netarhat			9113771482	PO+PS-Netarhat, Distt-Latehar Pin-835218	dig-jwfs@jhpolic.gov.in
			J.A.P.T.C, Padma, Hazaribagh	06546-270395	06546-264515		PO+PS-Padma, Distt-Hazaribagh Pin-825411	japtc@jhpolic.gov.in
			C.T.C Musabani	0657-2234000		7250514449	PO+PS-Jadugora, Distt-East Singhbhum, Pin-832102	ctc-musabani@jhpolic.gov.in

APPENDIX 1-- (CONTINUED . . .)

SL. No	NAME	TOTAL NO TRAINING INSTI-TUTES	NAME OF INSTITUTE	TELEPHONE NO.	FAX NO.	MOBILE NO	POSTAL ADDRESS	E-MAIL ADDRESS
(1)	(2)	(3)	(4)	(5)	(6)	(7)	(8)	(9)
			I.T.S Hotwar, Ranchi	0651-2491294		8084383119	Hotwar, Ranchi Pin-825317	sp-its@jhpolic.gov.in
			T.T.T.S Jamshedpur	0657-2270604	0657-2270604	9470968609	P.O+PS-Golmuri, Distt-East Singhbhum Pin-831007	tts-jsr@jhpolic.gov.in
11	Karnataka	14	Karnataka State Reserve Police, Police Training School, Belagavi-590010.	0831-2405676	0831-2405678	9480800831	Principal, Karnataka State Reserve Police Training School, Kangrali, Belagavi-590010.	ksrpptskangrliibgm@ksp.gov.in
			Karnataka State Reserve Police, Police Training School, Munirabad, Koppala District-583234	08539-200100	08539-200100	9480805813 / 9480804286	Principal, Karnataka State Reserve Police Training School, Munirabad, Koppala District-583234	ksrpts@ksp.gov.in
			Karnataka Police Academy Mysuru	0821-2418627	0821-2520980	9480800302	Karnataka Police Academy Mysuru	kpamyc@ksp.gov.in directorkpa@ksp.gov.in
			Police Training College Kalaburagi	08472-263666	08427-63655	9480800315	Police Training College Kalaburagi	ptcgba@ksp.gov.in
			KSPTS Channapatana	27251248	27251248	9480800313	KSPTS Channapatana	ksptspcbng@ksp.gov.in
			Police Training School, Khanapura	08336-223223	08336-223223	9480800316	Police Training School, Khanapura	ptskhanapurabgm@ksp.gov.in
			Armed Police Training School, Yelahanka	080-22942390	22942622	9480800312	Police Training School, Khanapura	aptsylk@ksp.gov.in
			Police Driving Motor School (PDMS), Yalahanka	080-29733405	22942392	9480800318	Police Driving Motor School (PDMS), Yalahanka	pdmsylk@ksp.gov.in sppdmsylk@ksp.gov.in
			Police Training School, Dharawad	0836-2233248	0836-2233248	9449082923	Police Training School, Dharawad	principalptshd@ksp.gov.in ptshc@ksp.gov.in
			Police Training School, Aimangala	08193-273222	08193-273344	8088826244	Police Training School, Aimangala	aimangalaptcta@ksp.gov.in
			Police Training School, Kaduru	08267-231555	08267-231545	6362107289	Police Training School, Kaduru	ptskadurckm@ksp.gov.in
			Police Training School, Hassan	-	-	9148892902	Police Training School, Hassan	principalptshsn@ksp.gov.in
			Police Training School, Mysuru	0821-2418733	0821-2418733	9740637600	Police Training School, Mysuru	ptsmyc@ksp.gov.in
			Police Training School, Thanisandra	080-29736905	080-29736905	9901522955	Police Training School, Thanisandra	ptsthanisandrabc@ksp.gov.in
12	Kerala	3	Kerala Police Academy	0487 2328770	0487 2327894	9497999987	Director, Kerala Police Academy, Ramavarmapuram, Thrissur, Kerala – 680631.	dirkepa.pol@kerala.gov.in
			Police Training College	0471 232 3188, 0471 232 3229	--	9497996925	Principal, Police Training College, Near Government Guest House, Thycaud, Pincode: 695014	principalptc.pol@kerala.gov.in

APPENDIX 1-- (CONTINUED . . .)

SL. No	NAME	TOTAL NO TRAINING INSTI-TUTES	NAME OF INSTITUTE	TELEPHONE NO.	FAX NO.	MOBILE NO	POSTAL ADDRESS	E-MAIL ADDRESS
(1)	(2)	(3)	(4)	(5)	(6)	(7)	(8)	(9)
			INTEGRATED POLICE RECRUIT TRAINING CENTRE (IPRTC)	4872328894	--	9447659525	Director, Integrated Police Recruit Training Centre (IPRTC) Ramavarmapuram, Thrissur, Kerala – 680631.	adiprt@gmail.com
13	Madhya Pradesh	18	Police Training School Tigra Gwalior	9425675248/7049154389	-	9425675248/7049154389	Police Training School Tigra Dam Gwalior (MP) Pin 474001	sppts_tigra@mppolice.gov.in
			MPPA Bhauri Bhopal	0755-2523900	0755-2523903	NP	MPPA Bhauri Bhopal Pin No. 462030	bhauri@mppolice.gov.in
			Police Training School, Ujjain	0734-2507296	0734-2507296	NP	Police Training School Patpala, Ujjain Maxi Road Ujjain Pincode-456661	Sp.pts@mppolice.gov.in
			Band Training School Bhopal	0755-2443648	0755-2443647	7049146177	7th BN Band Training School Jahagirabaad Bhopal (MP) -462008	Co7bn_saf@mppolice.gov.in
			Police Training School of Dog 23rd Bn .SAF. Bhopal	0755-2443649	0755-2779482	9752701587	Commandant , Police Training School of Dog 23rd BN, SAF Bhadbhada Road Bhopal (MP) -462003	co23bn_saf@mppolice.gov.in
			Police Radio Training School, Indore (MP)	0731-2419410	0731-2419410	7049100885	Dusri Palton VIP Road, Indore -452005(M.P)	Prts_ind@mppolice.gov.in
			Police Training College Indore Madhya Pradesh	0731-2701184	0731-2701184	7049154637	Police Training College Musakhedi Indore (M.P) Pin-452001	sp.ptc-ind@mppolice.gov.in
			Jawahar Lal Nehru Police Academy , Sagar (M.P)	07582-267733	07582-267733	7587622162	Jawahar Lal Nehru Police Academy Sagar, Parkota Ward Near Gaughat, Sagar Pin-47002	ig_jnpa@mppolice.gov.in
			Police Training School , Sagar (M.P)	07582-297771	07582-297774	7049155002 (DSP ADMIN)	Police Training School , Makronia Sagar (MP)	sppts_makaroniya@mppolice.gov.in
			Rustamji Arms Police Training College ,Indore	0731-2419771	0731-2419771	7049149140	Rustamji Arms Police Training College Arodram Road Indore 452006	co_aptc@mppolice.gov.in
			Police Training School, Umaria	7049154734	07653-222276	7049100827	Supdt. of Police, Police Training School Umaria Near BSNL Chowk, Zila Panchayat Road Umaria 484661	sppts_umaria@mppolice.gov.in
			Police Training School , Pachmarhi, Dist-Hoshangabaad	07578-252052	07578-252052	-	Police Training School, Pachmarhi, Dist-Hoshangabaad Pin- 461881	sppts_pachmari@mppolice.gov.in
			PTS (SAF) Jabalpur	0761-2431191	0761-2633995	9826375766, 9340054891,	6th Bn S.A.F Jabalpur MP Pin-482005	co6bn_saf@mppolice.gov.in
			Motor Training School	NP	NP	7587624255	Motor Training School Naubasta Disst. Rewa (M.P)	www.spmmts_rwa@mppolice.gov.in

APPENDIX 1-- (CONTINUED . . .)

SL. No	NAME	TOTAL NO TRAINING INSTI-TUTES	NAME OF INSTITUTE	TELEPHONE NO.	FAX NO.	MOBILE NO	POSTAL ADDRESS	E-MAIL ADDRESS
(1)	(2)	(3)	(4)	(5)	(6)	(7)	(8)	(9)
			Police Training School (Motor Transport) Bhopal	0755-2443598	-	8349120797	Jahagirabad, Opposite Lal Pared Ground Bhopal -462008 (M.P)	sp_cpmt@mppolice.gov.in
			Special Branch Training Institute Bhopal (MP)	0755-2984554	0	7049151726	Special Branch Training Institute Jahangirabaad Bhopal Pin 4620008	aig.trgsb-bpl@mppolice.gov.in
			PTS (SAF) 13Th Bn Gwalior (MP)	0751-2445359	0751-2445358	7587612126	13th bn S.A.F Kampu, Lashkar Gwalior (mp)	co13bn_saf@mppolice.gov.in
			Police Training School Rewa	07662-256348	07662-256348	7049100830	Police Training School Rewa MP. (MP) 486001	sppts_rewa@mppolice.gov.in
14	Maharashtra	12	Director Maharashtra Police Academy, Nashik	0253-2352158	0253-2353008	9819155168	Director Maharashtra Police Academy, Trambak Road, Nashik - 422002	director.mpa.nashik@mahapolice.gov.in
			Principal, Police Training Centre, Marol, Mumbai	022-29205663	022-29259793	99231000999	Vijay Nagar, Marol Maroshi Road, Andhere (E), Marol, Mumbai 400059	prin.ptsmarol@mahapolice.gov.in
			Principal, Police Training Centre, Khandala, Pune	02114-269484/485	02114-269483	8425880888	Old Mumbai-Pune Highway, Taluka - Maval, Dist - Pune 410302	prin.ptskhandala@mahapolice.gov.in
			Principal, Police Training Centre, Nanveej, Daund, Pune	02117-262501/491	02117-262501	9923023361	At Post - Nanveej, Taluka - Daund, Dist - Pune, Pin - 413801	prin.ptsnanveej@mahapolice.gov.in
			Principal, Police Training Centre, Solapur	0217-2352449	0217-23552869	9923028122	Solapur Pune Road, Near Solapur University, Kegaon, Taluka - South Solapur, Dist - Solapur, Pin - 413255	prin.wptssolapur@mahapolice.gov.in
			Principal, Police Training Centre, Jalna	02482-230608	02482-230902	9689123138	In front of Jhansi Queen Statue, J.E.S. College Road, Jalna. Pin - 431203	prin.ptsjalna@mahapolice.gov.in
			Principal, Police Training Centre, Babhalgaon, Latur	02382-265192 / 666	02382-265192	9767109325	Babhalgaon Road, Taluka & Dist - Latur, Pin - 413512	prin.ptsbabalgaon@mahapolice.gov.in
			Principal, Police Training Centre, Akola	0724-2434111 0724-2422817 0724-2427800	0724-2445317	9552874976	Gadkari Road, Old City, Akola, Pin 444002	prin.ptsakola@mahapolice.gov.in
			Principal, Police Training Centre, Nagpur	0712-2223052	07104-2526643	9004428152	Surendra Nagar, Jetil Lion, RPTS Road, Nagpur, Pin - 440015	prin.ptsnagpur@mahapolice.gov.in
			Principal, Police Training Centre, Turchi, Tasgaon, Sangli	02346-232100	02336-632104	9604790831	At Post - Turchi - Tasgaon, Dist - Sangli	prinpts.turachi@mahapolice.gov.in
			Principal, Police Training Centre, Dhule	02562-244100/8100	02562-229188	9822133679	Dakshata Petrol Pump, Opp ST Workshop, Phashipul to Santoshi Mata Road, Taluka & Dist - Dhule, Pin - 424001	prinpts.dhule@mahapolice.gov.in

APPENDIX 1-- (CONTINUED . . .)

SL. No	NAME	TOTAL NO TRAINING INSTI-TUTES	NAME OF INSTITUTE	TELEPHONE NO.	FAX NO.	MOBILE NO	POSTAL ADDRESS	E-MAIL ADDRESS
(1)	(2)	(3)	(4)	(5)	(6)	(7)	(8)	(9)
			Principal, Detective Traingin School, Nashik	0253-2352164	0253-353380	9821279978	Maharashtra Police Academy, Trambak Road, Nashik, Pin - 422007	dtsnashik@mahapolice.gov.in
15	Manipur	1	Manipur Police Training College, Pangei	NA	NA	9436027846 (DIRECTOR, MPTC)	Pangei, Yangdong, Imphal East, Manipur-795114	directormptc@gmail.com
16	Meghalaya	3	Police Training School, Umran, Meghalaya	0364-2591238	NA	9612886214	Principal, Police Training School, Meghalaya, Umran	umranpts2020@gmail.com
			1st MLP Bn, Armed Police Training Centre, Mawiong	0364-2575488	0364-2575488	NP	Commandant, 1st Meghalaya Police Battalion, Mawiong, Shillong - 793016	co.1mlp-meg@gov.in
			2nd MLP Bn, Armed Police Training Centre, Goeragre	03651-223838	NA	8575040889	Commandant, 2nd Meghalaya Police Battalion, Goeragre, West Garo Hills, Tura - 794002	co2bn.mlp-meg@nic.in
17	Mizoram	1	Police Training School, Thenzawl	NA	NA	986257986	PTS, Thenzawl, Serchhip, Mizoram District, Pin-796186	NA
18	Nagaland	3	NPTS	NA	NA		Principal, PTS Police Complex, Chumukedima, Nagaland 797103	nptsprl@gmail.com
			NAPTC	NA	NA		Commandant NAPTC Police Complex, Chumukedima, Nagaland 797103	naptrainingcentre@gmail.com
			CIATS	NA	NA		CIAT School, Ruzaphema, PO Medziphema -797106	Nil
19	Odisha	12	Biju Pattnaik State Police Accademy	0674-2470369	0674-2470369	9437277999	At-Ranasinghpur, Po-Sarkantra, Bhubaneswar	www.bpspaorissa.gov.in
			PTC, Angul	06764-233669	06764-233668	9437014466	PTC, Angul	Prptc.orpol@nic.in
			PTI, Byree	06725-288006	06725-288007	9438915632	PTI, Byree	Comdtpti.odpol@nic.in
			PTS, Nayagarh	06753-252230	06753-252230	9437218421	PTS, Nayagarh	Prptsngr.odpol@gov.in
			TTI, Bhubaneswar	0674-2570347	0674-2570347	9437443252	At-Laxmisagar, Bhubanswar	www.prpti.odpol@nic.in
			Basic Training Intuitions, Burl	-	-	-	Burla, Sambalpur	Comdtbti.odpol@gov.in
			Arms Police Training Centre, Jharsuguda	88950-44010	-	-	APTC, Jharsuguda	Comdt2ndbn.odpol@nic.in
			SOG, Chandaka, Bhubaneswar	0674-2466009	0674-2466009	-	Chandaka, Bhubaneswar	Comdtsog.odpol@nic.in
			CI&AT, School, Chandaka, BBSR	0674-2466009	0674-2466009	-	Chandaka, Bhubanswar	Comdtsog.odpol@nic.in
			SOG & AET & Reseach Centre, Koraput	-	-	-	SOG & AET & Reseach Center, Koraput	Sogaetrckor.odpol@gov.in
			CIAT, School, Koraput	06852-252171	06852-252170	-	CIAT, Shool, Koraput	Sogaetrckor.odpol@gov.in
CI&AT, School, Rourkela	-	-	-	CI&AT, Shool, Rourkela	Comdtsog.odpol@nic.in			

APPENDIX 1-- (CONTINUED . . .)

SL. No	NAME	TOTAL NO TRAINING INSTI-TUTES	NAME OF INSTITUTE	TELEPHONE NO.	FAX NO.	MOBILE NO	POSTAL ADDRESS	E-MAIL ADDRESS
(1)	(2)	(3)	(4)	(5)	(6)	(7)	(8)	(9)
20	Punjab	6	Maharaja Ranjit Singh, Punjab Police Academy, Phillaur	01826-222062	01826-223820	-	Director, M.R.S, Punjab Police Academy, Distt. Jalandhar, Pin Code 144410	crl.ppa.phir.police@punjab.gov.in
			Police Recruits Training Centre, Jahan Khelan	01882-272225	01882-272225	98159-19411	Comdt. Police Recruits Training Centre, Jahankhelan, Hoshiarpur	cmdtprt.jkln.police@punjab.gov.in
			In-service Training Centre, Kapurthala	01822-231033	0	81465-13710	Comdt. In Service Training Centre, Kapurthala, Kanjli Road, Kapurthala. Pin code-144601	cmdt.istc.kpr.police@punjab.gov.in
			RTC, PAP Training Centre, Jalandhar Cantt.	0181-2924382	0	-	Comdt. RTC, PAP, Training Centre, Jalandhar Cantt.	sp.rtc.pap.police@punjab.gov.in
			Commando Training Centre, Bahadurgarh, Patiala	0175-2380374	0175-2380374	-	Comdt. Commando Training Fort Bahadurgarh, Patiala	cmdt.ctc@gmail.com
			Police Training Centre, Ladda Kothi Sangrur	01675-236794	01675-236794	98780-30100	Comdt. Police Training Centre, Ladda Kothi, Sangrur	cmdt2.irb.ldk.police@punjab.gov.in
21	Rajasthan	11	Rajasthan Police Academy, Jaipur	0141-2303222	0141-2303222	9982899999	Director, RPA, Jaipur-302016	<director.rpa@rajpolice.gov.in>
			Rajasthan Police Training Centre, Jodhpur	0291-2573886	0291-2573886	9828500401	Principal, RPTC, Jodhpur-342026	<principal.rptc@rajpolice.gov.in>
			Rajasthan Police Training School, Kishangarh	01463-294700	01463-294700	9829908080	Principal, RPTC, Kishangarh-305801	<ptsksg1@gmail.com>
			Police Training School, Jodhpur	0291-2574886	0291-2574886	6377393944	Commandant, PTS, Jodhpur-342026	<ptsjdr@gmail.com>
			Police Training School, Kherwara	02907-294006	02907-294006	9414296644	Commandant, PTS, Kherwara-313803	<ptskherwara@gmail.com>
			Police Training School, Jhalawar	07432-240191	07432-240191	9413650800	Commandant, PTS, Jhalawar-326001	<ptsjhalawar@gmail.com>
			Police Motor Driving School, Bikaner	0151-2226145	0151-2226145	9460729400	Commandant, PMDS, Bikaner-334001	<pmdsbkn@gmail.com>
			Police Training School, Alwar	-	-	9829038883	Commandant, PTS, Alwar-301001	<ptsalwar@gmail.com>
			Police Training School, Bharatpur	-	-	9079724315	Commandant, PTS, Bharatpur-321303	<ptsbharatpur@gmail.com>
			Police Commando Training School, Jodhpur	0291-2570001	0291-2570001	9414266861	Commandant, PCTS, Jodhpur-342026	<comdtpts@gmail.com>
Police Training School, Bikaner	0151-2970106	0151-2970106	9414061222	Commandant, PTS, Bikaner-334001	comdtptsbkn@gmail.com			
22	Sikkim	2	PTC, Yangang	243288	NP		South Sikkim	ptc@sikkimpolice.nic.in
			SAP, Pangthang	237246	NP		East Sikkim	
23	Tamil Nadu	24	Tamil Nadu Police Academy	9498180955	NA	NP	The Principal, Police Recruit School, Kellambakkam High Road, Vandallur, Oonamanchery, Chennai- 600127.	tntpa@gmail.com

APPENDIX 1-- (CONTINUED . . .)

SL. No	NAME	TOTAL NO TRAINING INSTI-TUTES	NAME OF INSTITUTE	TELEPHONE NO.	FAX NO.	MOBILE NO	POSTAL ADDRESS	E-MAIL ADDRESS
(1)	(2)	(3)	(4)	(5)	(6)	(7)	(8)	(9)
			Police Training College	044-24853434	NA	NP	The IGP, Training, Ashok Nagar, Chennai-600083.	ptccni@gmail.com
			Vellore	041-2220065	NA	NP	The Principal, Police Recruit School, Vellore Fort, Vellore-632004	pprsvlr@gmail.com
			Coimbatore PRS	0422-2242207	NA	NP	The Principal, Police Recruit School, Dr. Balasundaram Road (opp to RTO office), Coimbatore - 641018	pprscbe@gmail.com
			Trichy	9498168234, 9498158158	NA	NP	The Principal, Police Recruit School, Anna Nagar, Trichy-620026	pprstri@gmail.com
			PRS Perurain Thoothukudi	0461-2905411	NA	NP	The Principal, Police Recruit School, Mudivai Thanenthal post, Vaagaikulam Via, Perurani, Thoothukudi-628103	prspuranitut@gmail.com
			PRS Tiruvallur Kanaga Vallipuram	044-27650100	NA	NP	The Principal, Police Recruit School, Kanagavallipuram, Pandur Post, Thiruvallur - 631203	pprsavadi@gmail.com
			PRS Villupuram Kolliyamkunam	01417-241266	NA	NP	The Principal, Police Recruit School, Kolliyankulam, Mailam Tindivanam Tk, Villupuram Dist-604304	pprsvpm@gmail.com
			PRS Salem Mettur	04298-242001, 04298-243001	NA	NP	The Principal, Police Recruit School, Melkullaveeranpatti, Mathaiyankuttai Post, Mettur Taluk, Salem district-636452	prssalem12@gmail.com
			Madurai PRS	9498180948	NA	NP	The Principal, Police Recruit School, Idaiyapatti Village, Amoor South Post, Madurai-625110	pprsmadurai@gmail.com
			Chennai East	044-22315752	NA	NP	Deputy Suptd of Police, Inservice Training Center, Chennai Suburban Commr. of Police, St Thomas Mount, Chennai-16.	istccnieast@gmail.com
			Chennai West	044-28411951	NA	NP	Deputy Suptd of Police, Inservice Training Center, Tennix Annexure, Pudupet, Chennai-600002	istccniwest@gmail.com
			Kancheepuram	044-27236587	NA	NP	Deputy Suptd of Police, Inservice Training Center, Near Ty.PRS, Kancheepuram Dist-631302	istckpm@gmail.com

APPENDIX 1-- (CONTINUED . . .)

SL. No	NAME	TOTAL NO TRAINING INSTI-TUTES	NAME OF INSTITUTE	TELEPHONE NO.	FAX NO.	MOBILE NO	POSTAL ADDRESS	E-MAIL ADDRESS
(1)	(2)	(3)	(4)	(5)	(6)	(7)	(8)	(9)
			Vellore	0416-2254772	NA	NP	Deputy Suptd of Police, Inservice Training Centre, DPO complex, Sathuvacheeri Fort, vellore- 632009	istcvlr@gmail.com
			Villupuram	04146-240111	NA	NP	Deputy Suptd of Police, Inservice Training Centre, Taulk Police Station Complex road, East Pondy road, Villupuram-605602	istcvpm@gmail.com
			Salem	0427-2411955	NA	NP	Deputy Suptd of Police, Inservice Training Centre, AR Campus, Kumarasamipatti, Salem-636007	istcslm@gmail.com
			Trichy	0431-2473633	NA	NP	Deputy Suptd of Police, Inservice Training Centre, TSP 1 BN, Premises crawford, Trichy - 62012	istctrichy@gmail.com
			Thanjavur	04362-226166	NA	NP	Deputy Suptd of Police, Inservice Training Centre, Tamilnadu university police station campus, Tanjavur-613010	istctan@gmail.com
			Coimbatore	0422-2246600	NA	NP	Deputy Suptd of Police, Inservice Training Centre, Dr.Balasundaram Road, PRS Campus, Coimbatore-641018	istccbe@gmail.com
			Madurai	0452-2523008	NA	NP	Deputy Suptd of Police, Inservice Training Centre, AR Campus, Madurai-625014	istcmadurai@gmail.com
			Dindugul	9498192723	NA	NP	Deputy Suptd of Police, Inservice Training Centre, AR Campus, Seelapadi, Dindigul-624005	istcdgl@gmail.com
			Ramnathapuram	04567-230356	NA	NP	Deputy Suptd of Police, Inservice Training Centre, Collectorate Complex, ramanathapuram district	istcrmd@gmail.com
			Tirunelveli	0462-2562027	NA	NP	Deputy Suptd of Police, Inservice Training Centre, Indira Nagar, Near Anna Stadium, AR line, South High Ground road, Palayamkottai, Tirunelveli-627002	istctirunelveli79@gmail.com
			Chennai	044-24958149	NA	NP	Police Computer Communication Centre, Raja Annamalai Puram, Chennai-28	pcccptb2012@gmail.com

APPENDIX 1-- (CONTINUED . . .)

SL. No	NAME	TOTAL NO TRAINING INSTI-TUTES	NAME OF INSTITUTE	TELEPHONE NO.	FAX NO.	MOBILE NO	POSTAL ADDRESS	E-MAIL ADDRESS
(1)	(2)	(3)	(4)	(5)	(6)	(7)	(8)	(9)
24	Telangana	6	Raj Bahadur Venkat Ram Reddy Telangana State Police Academy(RBVRR TSPA)	040-24593211	040-24593201	-	Raj Bahadur Venkat Ram Reddy Telangana State Police Academy Himayathsagar, Hyderabad, 500091, Telangana	tspa.hyd@gmail.com
			Police Training College, Ambeerpet.	040-27403331	040-27401689	9440901929	PTC, Amberpet, Hyderabad. Pin500013, Telangana	prlptcabpt@gmail.com
			Police Training College, Warangal.	0870-2956094	0870-2956887	9440906777	Police Training College, Warangal, 506166, Telangana	prlptcwarangal@gmail.com
			Police Training College, Karimnagar.	-	-	9491398617	Police Training College, Karimnagar, 505001, Telangana	principalptcknr07@gmail.com
			Octopus Training Centre	040-23418900	040-23407629	9490618529	Green lands, Begumpet, Hyderabad, 500016, Telangana	ic.tsocopuscontrl@gmail.com
			Greyhounds Training Centre	040-24409302	040-24409797	-	O/o ADGP(Greyhounds), Post bag no.1, Puppalaguda(post), Near Mancherevula(V), Hyderabad, 500089, Telangana	ghscontrol@gmail.com
25	Tripura	4	KTDS Police Training Academy	0381-2342287	9436122247	0381-2342287	KTDS Police Training Academy, Narsingarh, West Tripura, Pin-799105	ktdspta@tripurapolicenic.in
			A.Ch.Rama Rao TSR Training Centre	0381-2391390	9436571819	0381-2391390	A.Ch.Rama Rao TSR Training Centre, R.K. Nagar, Khash Noagoan, West Tripura, pin-799008	comdtacrtrtc@tripurapolicenic.in
			Counter Insurgency & Anti Terrorist School (CIATs) Kachucherra	03826-220625	9436543870	03826-263321	Counter Insurgency & Anti Terrorist School (CIATs) Kachucherra, Dhalai District, Pin-799278	ciatker@gmail.com
			Central Training Institute (HG & CD)	0381-2903908	9436544792	0381-2903908	Central Training Institute (HG & CD), Purba Gakulnagar, Sepahijala District, Pin-799130	centraltraininginstitute.trg@gmail.com
26	Uttar Pradesh	11	DR.B.R.A.Police Academy Moradabad	0591-2435733	0591-2435733	9454402535	DR.B.R.A.Police Academy Moradabad-244001	polacademy@up.nic.in
			Police Training College Moradabad	0591-2412817	0591-2412817	9454400126	Police Training College Moradabad- 244001	ptcmdd@nic.in
			Police Training College Sitapur	05862-297568	05862-244263	9454400188	Police Training College Sitapur- 261001	ptcstp@nic.in
			Armed Police Training College Sitapur	05862-244231	05862-244231	9454400198	Armed Police Training College Sitapur- 261001	adgstp@gmail.com
			Police Training School Meerut	0121-2708121	0121-2708121	9454400186	Police Training School Meerut- 250001	ptsme-up@nic.in
			Police Training School Moradabad	0591-2435627	0591-2435627	9454400321	Police Training School Moradabad- 244001	adgptsmo-up@gmail.com

APPENDIX 1-- (CONTINUED . . .)

SL. No	NAME	TOTAL NO TRAINING INSTI-TUTES	NAME OF INSTITUTE	TELEPHONE NO.	FAX NO.	MOBILE NO	POSTAL ADDRESS	E-MAIL ADDRESS
(1)	(2)	(3)	(4)	(5)	(6)	(7)	(8)	(9)
			Police Training School Gorakhpur	0551-2281053	0551-2281053	9454400435	Police Training School Gorakhpur -273001	ptsgr-up@nic.in
			Police Training School Sultanpur	05144-234022	05144-234022	9454400548	Police Training School Sultanpur- 228001	ptsstrsu-up@up.gov.in
			Police Training Centre Unnao	05144-234022	05144-234022	9454402542	Police Training Centre Unnao-209871	digptcunnao@gmail.com
			Armed Police Training School Mirzapur	5443222424	5443222424	9454400237	Armed Police Training School Mirzapur- 231304	spcnr.aps.mi-p@gov.in
			Armed Police Training School Jaloun	NA	NA	9454400196	Armed Police Training School Jaloun- 285204	ptsmangrol.jl@up.gov.in
27	Uttarakhand	4	PTC, Narendarnagar	7550243799	01378-227245	7550243799	Police Training Centre, Narendar nagar, Tehri Garhwal	viceprincipalptcuk@gmail.com
			ATC, Haridwar	01334-270087	01334-270087	9411114546	Armed Training Centre, Jwalapur, Haridwar	atcprincipal@rediffmail.com
			RTC, Dehradun	0135-2716205	0135-2716204	9411112706	Reserve Police Line (RTC), Dehradun	doonpolice@yahoo.com
			RTC, 31Bn Pac, Udhamasinghnagar	5944-242773	05944-242228	9411112713	Reserve Police Line (RTC), 31Bn Pac, Udhamasinghnagar	commandant31pac@gmail.com
28	West Bengal	16	Swami Vivekananda State Police Academy, West Bengal, Barrackpore	033-25923703	03325-923703	9073345240	Swami Vivekananda State Police Academy, West Bengal, Barrackpore, PIN -700 120	svspa@policewb.gov.in svspawb@gmail.com
			PTS Salua, Paschim Medinipur	03222-296667	03222-296044	—	PTS Salua, Paschim Medinipur, PIN- 721 145	pts-salua@wbpolice.gov.in principalptsalua2017@gmail.com
			STC Salua, EFR 2nd Bn., Paschim Medinipur	03222-296667	03222-296044	9933561706	STC Salua, EFR 2nd Bn., Paschim Medinipur, PIN- 721 145	coefr2@policewb.gov.in coefr2@gmail.com
			STC, SAP 4th Bn., Kasba, Raigunj, Uttar Dinajpur	03523-252660	03523 222085/80	9083269280	STC, SAP 4th Bn., Kasba, Raigunj, Uttar Dinajpur, PIN- 733 123	cosap4@policewb.gov.in stcsap4thbn@gmail.com
			STC, SAP 9th Bn., Sandhya, Krishnanagar, Nadia	03472-227040	03472-227040	9083269383	STC, SAP 9th Bn., Sandhya, Krishnanagar, PS-Bhimpur, Nadia, PIN- 741 103	cosap9@policewb.gov.in stcsandhyasap9thbn@gmail.com
			STC Dabgram, SAP 12th BN., Jalpaiguri	0353-2568379	0353-2568398	9064954453	STC Dabgram, SAP 12th BN., PO- Satellite Township, PS New Jalpaiguri, Dist.- Jalpaiguri, PIN - 734 015	cosap12@policewb.gov.in cosap12thbn@gmail.com
			STC Barjora, SAP 13th Bn., Bankura	03241-297051	0343-2543619	9635855092	STC Barjora, SAP 13th Bn., Bankura, PIN- 722 202	cosap13@policewb.gov.in sap13bnbnbankura@gmail.com
			STC, SAP 1st Bn.Barrackpore	03302592-0213/0214	033-2594-6969	9635855092	STC, SAP 1st Bn.Barrackpore, PIN- 700 120	cosap1@policewb.gov.in stcsap1stbn@gmail.com
			CIAT School, Salua, Paschim Medinipore	03222-77238	—	7439182550	CIAT School, EFR 1st Battalion, Salua, Paschim Medinipore, PIN- 721145	coefr1st@gmail.com

APPENDIX 1-- (CONTINUED . . .)

SL. No	NAME	TOTAL NO TRAINING INSTI-TUTES	NAME OF INSTITUTE	TELEPHONE NO.	FAX NO.	MOBILE NO	POSTAL ADDRESS	E-MAIL ADDRESS
(1)	(2)	(3)	(4)	(5)	(6)	(7)	(8)	(9)
			Counter Insurgency Force Training Centre, Salboni	—	—	9058064631	RCC, CIF Campus, Salboni, Saraswatipur, PO-Sundra, PS-Salboni, Dist.-Paschim Medinipore, PIN-721 129	rcc.cif@gov.in
			Kolkata Police Training Academy, Uttar Arupara, Kamardanga, Ramrajatala, Dasnagar, Howrah	26575053 / 5057 / 4048	033-26575051	6292257955	Kolkata Police Training Academy, Uttar Arupara, Kamardanga, Ramrajatala, Dasnagar, Howrah, PIN- 711 112	kolkatapolicetrainingacademy@yahoo.com
			STC, KAP, BT Lines, Kolkata	033 2530 0817	—	6292258820	STC, KAP 8th Bn., 29/1 Barrackpore Trunk Road, Kossipore, Kolkata-02	dc8thbnap@kolkatapolice.in
			STC, KAP, 4th Battalion, Kolkata	033-2337 3320	—	6292258840	STC, KAP, 4th Battalion, Sector-I, A.F. Block, Salt Lake, Kolkata-64	dc4thbnap@kolkatapolice.in
			STC, KAP, 5th Battalion, Kolkata	033-2355 7949	—	9433238868	STC, KAP, 5th Battalion, 7/M Commercial Building, Bagmari Road, Ultadanga, Kolkata-54	dc5thbnap@kolkatapolice.in
			Traffic Training School, Tala, Kolkata	94326-10441	—	7003925917	8 No. Tarasankar Sarani, Kolkata-700 037	octts@kolkatatrafficpolice.gov.in
			Special Forces Training School, Kolkata	033-2231-8411	—	9830133330	247 A.J.C. Bose Road, Kolkata-700 027	kpsftc@gmail.com
29	A and N Islands	1	Police Training School, Prothrapur	03192-261596	03192-261598	9434261782	Police Training School, Prothrapur, P. O. Brichgunj, Near District Jail, Port Blair, South Andaman, A & N Islands, Pin Code - 744103	viceprincipalpts@gmail.com
30	Chandigarh	1	Recruit Training Centre, Sector - 26 Chandigarh (UT)	0172-2750066 (MHC) 0172-2924772 (CLI Office)	N A	9779580139	Recruit Training Centre, Police Lines, Sector - 26 Chandigarh (UT)	Not Availbale
31	Dadra and Nagar Haveli and Daman and Diu	1	Police Training School, Saily	—	—	—	Police Training School, Saily UT of Dadra & Nagar Haveli, Pin Code-396230	—
32	Delhi	6	Police Training College, Jharoda Kalan	25315385	25315044	NA	Police Training College, Jharoda Kalan, New Delhi-110072	NA
			Police Training School, Jharoda Kalan	25315169	NA	NA	Police Training School, Jharoda Kalan, New Delhi-110072	NA
			Police Training School, Wazirabad	22967522	22963533	NA	Police Training School, Bihariapur Wazirabad Delhi	NA
			Police Training School, Dwarka	28081224	28081191	NA	Police Training School, Dwarka Sec-09, New Delhi	NA

APPENDIX 1-- (CONTINUED . . .)

SL. No	NAME	TOTAL NO TRAINING INSTI-TUTES	NAME OF INSTITUTE	TELEPHONE NO.	FAX NO.	MOBILE NO	POSTAL ADDRESS	E-MAIL ADDRESS
(1)	(2)	(3)	(4)	(5)	(6)	(7)	(8)	(9)
			Specialized Training Centre, Rajender Nagar	28741442	NA	NA	Specialized Training Centre, PS Rajender Nagar, New Delhi	NA
			Academy for Smart Policing, Chanakya Puri	23794011	NA	NA	Academy for Smart Policing, 7 Mother Teresa Crescent, New Delhi	NA
33	Jammu and Kashmir	7	Sher -I-Kashmir Police Academy	01992-270200	1992270225	9650045877	Vill Badli Rakh, SKPA Udhampur	dirskpa@jkpolice.gov.in
			Police Training School (PTS) Manigam, Ganderbal	1942419213	1942419213	9419000416	PTS Manigam Ganderbal	ptsmingam@jkpolice.gov.in
			SPS Police Training School Kathua	1922234445	1922234445	9419158687	PTS Kathua	ptskathua@jkpolice.gov.in
			Commando Training Centre Lethpora Pulwama	NA	NA	9419333786	Lethpora, District Pulwama:-192122	tanveerjilani2015@jkpolice.gov.in
			Police Technical Training Institute (PTTI) Vijaypur Sambha	1923291244	NA	9419211922 9906380500	PTTI Vijaypur, District Samba	pttivijaypur@jkpolice.gov.in
			Subsidiary Police Training Centre (STC) Malsooma Sheeri Baramula	19991244648	1991244846	9419046432	STC Talwara District Reasi	stctalwara@jkpolice.gov.in
			Subsidiary Police Training Centre (STC) Talwara Reasi	195224388	1952246888	9419353744	STC Sheeri District Baramula	stcsheeri@jkpolice.gov.in
34	Ladakh	0	0	0	0	0	0	0
35	Lakshadweep	0	0					
36	Puducherry	1	Police Training School, Puducherry	0413-2277609 & 0413-2272733	-	+91 9843059100	Office of the Superintendent of Police, Police Training School, Gorimedu, Puducherry -605 006	sppts.pon@nic.in pts.pdy@gmail.com
TOTAL		211						

APPENDIX 2-- CAPFs WISE TRAINING INSTITUTES IN INDIA

AS ON 01.01.2022

SL. NO	NAME	TOTAL NO TRAINING INSTI-TUTES	NAME OF INSTITUTE	TELEPHONE NO.	FAX NO.	MOBILE NO	POSTAL ADDRESS	E-MAIL ADDRESS
(1)	(2)	(3)	(4)	(5)	(6)	(7)	(8)	(9)
1	Assam Rifles	3	Assam Rifles Training Centre & School, Dimapur, Nagaland	3862261001	NA	3862265003	Assam Rifles Training Centre & School PIN – 900 300 c/o 99 APO	artc.dgar@gmail.com
			Assam Rifles Dog Training Centre, Jorhat, Assam	3762950457	NA	3762950457	Assam Rifles Dog Training Centre, Jorhat, Assam PIN-932 401 c/o 99 APO	ardog.trg@gov.in
			Assam Rifles Information Technology Centre, Silchar, Assam	3842267208	3842267208	9401231630	Assam Rifles Information Technology Centre, Silchar, Assam PIN-932 303	principalarit@gmail.com
			Assam Rifles Hill Driving School, Teliamura, Tripura	3825262209	NA	3825262209	Assam Rifles Hill Driving School, Teliamura, Tripura PIN-932 029	NP
2	Border Security Force	25	BSF Academy Tekanpur	07524-274100	274200	-	Tekanpur, Distt- Gwalior Pin-475005 (MP)	acy@bsf.nic.in
			TC&S Hazaribag	06546-236776	236627	-	Meru Camp, Hazaribagh, Pin-825317 Jharkhand	tcszb@bsf.nic.in
			CSMT BSF Tekanpur	07524-274580	274013	-	Tekanpur, Distt- Gwalior Pin-475005 (MP)	csmt@bsf.nic.in
			NTCD BSF Tekanpur	07524-274100	274013	-	Tekanpur, Distt- Gwalior Pin-475005 (MP)	ntcd@bsf.nic.in
			CSWT BSF Indore	0731-2621030	2621030	-	Bijasan Road Indore (MP)-475005	cswt@bsf.nic.in
			BIAAT BSF Dehradun	0135-2695879	2695879	-	Madhowala, Doiwala, Dehradun, Uttarakhand-248140	ddnbiaat@gmail.com
			GTS BSF New Delhi	011-29958162	29958162	-	Pushpa Bhawan, Floor No.2, Madangiri, New Delhi- 110062	bsfgts@bsf.gov.in
			BSF Institute of Communication and Information Technology (BICIT) New Delhi	011-29962940	29962940	-	Tigri Camp-New Delhi-110062	stsnd@bsf.gov.in
			Centre of Electronics and Digital Communication (CEDCO) BSF Bengaluru	080-28478594	28478594	-	PO-Yelahanka, Bangalore, Karnataka-560064	stsbglr@bsf.nic.in
			STC BSF Srinagar	0194-2303396	2303396	-	Humhama, Srinagar, J&K – 190003	stcsgr@bsf.nic.in
			STC BSF Udampur	01992-244507	244507	-	PO-Ronu, Dhar Road, Udampur, J&K-182126	stcudampur@bsf.nic.in
			STC BSF Kharkan Camp	01882-253670	01882-294213	-	PO-Kharka Camp Distt-Hoshiarpur, PB-146001	stckcamp@bsf.nic.in
			STC BSF Jodhpur	0291-2573670	0291-2941270	-	PO-BSF Campus Mandore Road, Jodhpur (Raj) – 342026	stcjdrr@bsf.nic.in
			STC BSF Chakur	02381-257785	257785	-	PO-Chakur, Distt-Latur, Maharashtra – 413513	stcckr@bsf.nic.in
STC BSF Churachandpur	03874-234283	234283	-	Churachandpur, Manipur, 795128	stcccpr@bsf.nic.in			

APPENDIX 2-- (CONTINUED . . .)

SL. NO	NAME	TOTAL NO TRAINING INSTI-TUTES	NAME OF INSTITUTE	TELEPHONE NO.	FAX NO.	MOBILE NO	POSTAL ADDRESS	E-MAIL ADDRESS
(1)	(2)	(3)	(4)	(5)	(6)	(7)	(8)	(9)
			STC BSF North Bengal	0353-2590030	2590812	-	Baikunthpur, PO-Salugara, Distt-Jalpaiguri- WB-734402	stcnb@bsf.nic.in
			STC BSF Hazaribag	06546-236627	236627	-	Meru Camp, Hazaribagh, Jharkhand-825317	stchzb@bsf.nic.in
			STC BSF Tekanpur	07524-275436	275436	-	Tekanpur, Distt-Gwalior-MP- 475005	stctkp@bsf.nic.in
			STC BSF Bengaluru	080-28478427	28478161	-	PO-Yelhanka, Bangalore, Karnataka – 560064	stcbglr@bsf.nic.in
			STC BSF Indore	0731-2882500	2882500	-	Bijasan Road, Indore (MP)- 475005	stcindore@bsf.nic.in
			CIAT BSF Karahalli, Bengaluru	080-28478427	28478161	-	PO-Karahalli, Distt-Bangalore (North) Karnataka – 562110	stcbglr@bsf.nic.in
			NACP Okha, Gujarat	02892-0262410	2570060	-	Near Fisheries Research Centre, Okha, Mithapur, Gujarat – 361350	bsfnacc@bsf.nic.in
			RTC BSF Chhawla	011-25317414	25317430	-	PO-Chhawla, New Delhi-110071	Comdt025@bsf.nic.in
			RTC BSF Bhondsi	0124-2266400	2265909	-	Vill-Bhondsi, Near Badshapur, Distt-Gurgaon (Haryana)	Comdt095@bsf.nic.in
			Artillery Training School, Faridkot	01639-250871	251870	-	Talwandi Road, Faridkot, PO & Distt-Faridkot, Punjab-151203	hqregtarty@bsf.nic.in
3	Central Industrial Security Force	9	National Industrial Security Academy (NISA)	040-27773300	040-27863997	NP	CISF NISA, Hakimpet, Hyderabad, Telangana-500078	directornisa@cisf.gov.in
			Fire Service Training Institute (FSTI) Hyd	040-27861685	040-27861685	8500231354	CISF, FSTI, NISA Campus, Post-Hakimpet, Hyderabad, Medchal Dist, Telangana-500078	digfsti@cisf.gov.in
			RTC Arakonam (TN)	04177-246400	04177-246400	9025526985	CISF, RTC Arakkonam Suraksha Campus, Dist-Ranipet, Tamil Nadu-631152	rtc-arakkonam@cisf.gov.in
			RTC Barwaha(MP)	07280-224307	07280-223595	9088057184	CISF, RTC Barwaha, P.O Dariya Mahal Barwaha Dist-Khargone, Madhya Pradesh-451115	rtc-barwaha@cisf.gov.in
			RTC Bhilai (CG)	0788-2970912	NP	NP	CISF RTC, Bhilai, Post-Utai, Dist Durg, Chattisgarh-491107	rtc-bhilai@cisf.gov.in
			RTC Deoli (Raj)	01434-232040	01434-232199	9868923462	CISF, RTC Deoli, Dist-Tonk, Tajasthan-304804	rtc.deoli@cisf.gov.in
			MPRTC Behror (Raj)	01494-248003	01494-248003	NP	CISF, MPRTC Behror, CISF Camp, Anantpura, Alwar, Rajasthan-301713	rtc-behror@cisf.gov.in
			RTC Mundali	0671-2879563/60	NP	NP	CISF, KRTC Mundali, Cuttack, Odisha-754013	rtc-mundali@cisf.gov.in
			Dog Training School, Ranchi	07280-222258 & 223724	NP	NP	CISF 2nd Res. Bn., Ranchi opposite CRPF CTC Camp, Kute, Post-Dhurwa, Dist:-Ranchi, Jharkhand-834004	rb-2nd@cisf.gov.in

APPENDIX 2-- (CONTINUED . . .)

SL. NO	NAME	TOTAL NO TRAINING INSTITUTES	NAME OF INSTITUTE	TELEPHONE NO.	FAX NO.	MOBILE NO	POSTAL ADDRESS	E-MAIL ADDRESS
(1)	(2)	(3)	(4)	(5)	(6)	(7)	(8)	(9)
4	Central Reserve Police Force	22	Recruit Training Centre Srinagar	0194-2951536	0194-2950853	9868102041	The Dy. Inspector General, Recruits Training Centre, CRPF, Srinagar, J&K – 190021	rtcfour@crpf.gov.in
			Recruit Training Centre Neemuch	07423-292749	9752565188	9768110314	The Dy. Inspector General, Recruits Training Centre, CRPF, Neemuch, MP – 458441	rtcone@crpf.gov.in
			Recruit Training Centre Rajgir	06112-295401	N/A	7632079451	The Dy. Inspector General, Recruits Training Centre, CRPF, Rajgir (Bihar) – 803116	rtcfive@crpf.gov.in
			Recruit Training Centre Peringome	04985-299502	04985-299504	7306204042	The Dy. Inspector General, Recruits Training Centre, CRPF, Aravanchal, Peringome, Kannur, Kerala – 670353	rtcthree@crpf.gov.in
			Recruit Training Centre Avadi	044 -29565681	044 -29565615	N/A	The Dy. Inspector General, Recruits Training Centre, CRPF, Avadi, Chennai, Tamil Nadu – 600065	rtctwo@crpf.gov.in
			Recruit Training Centre Amethi	05368-233022	05368-233083	8823545411	The Dy. Inspector General, Recruits Training Centre, CRPF, Trisundi, PO-Ramganj, Amethi (UP) – 228159	pplrtcamt@crpf.gov.in
			Recruit Training Centre Latur	02382-267412	02382-267414	9480028741	The Dy. Inspector General, Recruits Training Centre, CRPF, Gangapur, Mahadev Nagar, Barshi Road, Latur, Maharashtra – 413531	pplrtctr@crpf.gov.in
			Recruit Training Centre Jodhpur	0291-2960251	0291-2960250	8493087700	The Dy. Inspector General, /Recruits Training Centre, CRPF, Paldi Khichiayan, Jodhpur, Rajasthan – 342304	rtcjdp@crpf.gov.in
			Central Training College Gwalior	0751-2990915	0751-2650245	9425018685	The Inspector General, Central Training College, CRPF, A.B.Road, Panihar, Gwalior, MP – 475330	ctcfour@crpf.gov.in
			Central Training College Neemuch	07423-292124	07423-292772	9462273747	The Inspector General, Central Training College, CRPF GC Campus Neemuch, PO & Distt, Neemuch – 458441	ctcone@crpf.gov.in
			Central Training College Mudkhed	02462-299464	02462-299339	N/A	The Inspector General, Central Training College, CRPF, Mudkhed, Distt-Nanded, Maharashtra – 431806	ctcthree@crpf.gov.in
			Central Training College Coimbatore	0422 – 2980600	0422 – 2460248	9978406288	The Inspector General, Central Training College, CRPF, Thopampatti, Coimbatore, Tamil Nadu – 641017	pplcttwo@crpf.gov.in

APPENDIX 2-- (CONTINUED . . .)

SL. NO	NAME	TOTAL NO TRAINING INSTITUTES	NAME OF INSTITUTE	TELEPHONE NO.	FAX NO.	MOBILE NO	POSTAL ADDRESS	E-MAIL ADDRESS
(1)	(2)	(3)	(4)	(5)	(6)	(7)	(8)	(9)
			Central Training College(Technical) & Information Technology, Ranchi	0651-2600017	0651-2601005	9430112196	The Dy. Inspector General, Central Training College (T&IT), CRPF, Tiril Ashram, PO-Dhurva, Ranchi, Jharkhand – 834004	hqctcit@crpf.gov.in
			CRPF Academy, Kadarpur	0124-2979663	0124 –2979602	8130458111	The Addl. Director General, CRPF Academy, Kadarpur, Gurugram, Haryana – 122101	diracdgg@crpf.gov.in
			Internal Security Academy, Mount Abu	02974-238400	02974-298268	7568862254	The Director / Inspector General, Internal Security Academy, CRPF, Mount Abu, Rajasthan-307501	dirisa@crpf.gov.in
			Counter Insurgency & Anti Terrorism School Silchar	03841 -295558	N/A	8822940932	The Inspector General, Counter Insurgency & Anti Terrorism School, Udharbond, Silchar, Assam – 788030	ciat@crpf.gov.in
			Counter Insurgency & Anti Terrorism School Shivpuri	07492-225702	07492-225700	9414136964	The Inspector General, Counter Insurgency & Anti Terrorism School, Shivpuri, M.P – 473551	ppciatsvp@crpf.gov.in
			Counter Insurgency & Anti Terrorism School Chittoor	08586-510540	08586-510546	N/A	The Inspector General, Counter Insurgency & Anti Terrorism School, CRPF, Chittoor, V&PO-Kalikiri, Distt - Chittoor, AP – 517234	ppciatctr@crpf.gov.in ciatctr@crpf.gov.in
			Dog Breeding & Training School Taralu (Karnataka)	6364811628	NA/	9146257684	Principal, DOG Breeding & Training School, CRPF, Pokaggalipura, Taralu, Distt-South Bangalore, Karnataka – 560116	dbts@crpf.gov.in
			CoBRA School for Jungle Warfare & Tactics Belgaum	9482584659	N/A	9608507615	Principal CoBRA School of Jungle Warfare & Tactics, CRPF,, Vill – Torali, Distt-Belgaum, Karnataka – 590001	csjwbgm@crpf.gov.in
			RAF Academy for Public Order, Meerut (UP)	N/A	0121-2973040	8718845008	The Dy. Inspector General, RAF Academy for Public Order, (RAPO), CRPF, Vedvyaspuri, Meerut, UP – 250103	digrapo@crpf.gov.in
			Institute of IED Management, Pune (Mah)	02114-295452	02114-295450	8743999000	The Dy. Inspector General, Institute of IED Management, GC, CRPF, Talegaon Campus, Pune, POST-Vishnupuri, Maharashtra – 410507	iiedm@crpf.gov.in
5	Indo-Tibetan Border Police	17	ITBP Academy, Mussoorie (UKD)	0135-2632873	0135-2632129	9530902764	ITBP Academy, PO- Mussoorie, Distt-Dehradun (UKD) Pin-248179	igacademy@itbp.gov.in

APPENDIX 2-- (CONTINUED . . .)

SL. NO	NAME	TOTAL NO TRAINING INSTITUTES	NAME OF INSTITUTE	TELEPHONE NO.	FAX NO.	MOBILE NO	POSTAL ADDRESS	E-MAIL ADDRESS
(1)	(2)	(3)	(4)	(5)	(6)	(7)	(8)	(9)
			Basic Trg. Centre (BTC) Bhanu, Panchkula (HRY)	01733- 258064	01733-266090	942503955	Basic Trg Centre, P.O- Bhanu Camp, Distt- Panchkula (HR) Pin-134103	itcellbtc@itbp.gov.in
			Mountaineering & Skiing Institute Auli, Joshimath (UKD)	01389-223203	01389-223203	9411383999	Mountaineering & Skiing Institute, ITBP, Auli, P.O.-Joshimath, Distt-Chamoli (UKD), Pin-246443	itcellmsi@itbp.gov.in
			Recruit Training Centre, Kimin (Arunachal Pradesh)	0360-2255350	0360-2255345	9485104907	RTC Kimin ITBP Kimin Distt - Papumpare, Arunachal Pradesh-791121	digrtckm@itbp.gov.in
			Recruit Training Centre, Karera (MP)	07493-25222	07493-252209	9868176442	RTC Karera ITBP, PO- Karera, Distt- Shivpuri (MP)-473662	itcellrtckr@itbp.gov.in
			Recruit Training Centre, Sivagangai (Tamilnadu)	04575- 254201	04575-254204	8937877123	Recruit Training Centre, Sivagangai, Vill: Illupaikudi, PO- Padamathur, Distt- Sivagangai, Tamil Nadu, Pin-630562	itcellrtcsg@itbp.gov.in
			Central Training College Alwar (Raj)	01468- 233000	01468- 233000	9401003439	Central Training College, ITB Police Force (MHA) Aravali Camp, PO- Sahdoli, Tehsil- Ramgarh Distt- Alwar (Rajasthan) 301028	itcellctcollege@itbp.gov.in
			Support Weapon Training School Karera (MP)	07493-253057	07493-253057	9915255464	SWTS, ITB Police. P.O. Karera. District Shivpuri (MP)	itcellwpntrgschool@itbp.gov.in
			Counter Insurgency Jungle Warfare School, Belgaum (Karnataka)	0831-2416322	0831-2416322	9463619504	CIJW School Halbhavi Camp, PO Vantamuri Dist- Belagavi (Karnataka) Pin- 591156	digcijw@itbp.gov.in
			Mountain Driving School, Almora (UKD)	05962-241085	05962-241085	9958181614	Mountain Driving School, ITBP, Katarmal Camp Kosi Almora (U.K) Pin- 263643	itcellmtdvgrg@itbp.gov.in
			Signal Training School (STS) Shivpuri (MP)	07492-224906	0792-223070	971778747	Signal Training School, ITBP Distt- Shivpuri (MP) Pin - 473551	itcellsigtrgschool@itbp.gov.in
			Animal Training School, Lohitpur	3804266089	3804266087	9560660026	ATS, ITBP, Lohitpur, Tezu, Distt. Lohit, Arunachal Pradesh, Pin 792001	itcellanmltrgschool@itbp.gov.in
			National U.N. Civpol Centre, Tigri New Delhi	011-26045077	011-26045077	9968289601	UN Civpol, 22 BN, ITBP, Tigri Camp, PO- Madangir, New Delhi-110062	uncivpol@itbp.gov.in

APPENDIX 2-- (CONTINUED . . .)

SL. NO	NAME	TOTAL NO TRAINING INSTI-TUTES	NAME OF INSTITUTE	TELEPHONE NO.	FAX NO.	MOBILE NO	POSTAL ADDRESS	E-MAIL ADDRESS
(1)	(2)	(3)	(4)	(5)	(6)	(7)	(8)	(9)
			Clerical Training School, Saboli, Sonapat (HRY)	011-27281798	011-27284598	9871158006	Clerical Training School, SS BN, I.T.B.P Saboli Camp, PO: Nathupur, Tehsil & Distt- Sonapat (Haryana)	comdtssbn@itbp.gov.in
			High Altitude Medical School, Leh(Ladakh)	1982264410	01982-264079	9419219292	High Altitude Medical Training School (Hamts) (Ladakh) C/O 56 APO	hamedtrgsch@itbp.gov.in
			National Institute For Training In Search, Rescue And Disaster Response, (Nitsrdr) Ramgarh Bhanu Panchkula (HRY)	01733-0258064	01733-258575	9425403955	National Institute For Training In Search, Rescue And Disaster Response (Nitsrdr), Sector-26, Panchkula (Haryana)-134116	comdtnitsrdr@itbp.gov.in
			National Training Centre For Dogs & Animals, Bhanu	01733-258064	01733-258575	9425403955	NATIONAL TRAINING Centre For Dogs And Animals (NTCD&A), P.O- Bhanu Camp, Distt- Panchkula (HR) Pin-134103	itcellbtc@itbp.gov.in
6	National Disaster Response Force	1	NDRF Academy	0712-2980244	NA	NA	NDRF Academy, 61/1 Civil Lines, Nagpur-440001	dir.academy-ndrf@gov.in
7	National Security Guard	1	Training Centre, NSG Manesar (Gurugram) HR-122051	0124-2864800	0124-2864590	9810408827	Manesar (Gurugram) HR-122051	igtrg@nsg.gov.in
8	Railway Protection Force	13	RPF/Zonal Training Centre, Nasik/ Central Railway	0253-2462510/11	Nil	7219611703	Samangaon Rd, Near by Govt. Polytechnic collage, Nashik road, Nashik, Maharashtra-422214	ztrcpfnk@gmail.com
			RPF/Training Centre/East Central Railway, Mokamaghat	-	-	7763989832	RPF/Training Centre Mokamaghat, Dist- Patna, Bihar-803303	ptcrpftcmkg@gmail.com
			RPF/Multi Disciplinary Specialized Training institute/ Eastern Railway	-	-	9002027111	RPF/Multi Disciplinary Specialized Training institute/Eastern Railway	rpftzckpa@gmail.com
			RPF/Zonal Training Centre, Subedarganj, Prayagraj	0532-2435092	-	9794832218	RPF/ZTC/NCR, Subedarganj, Prayagraj- Pin-211015	rpftzctsubedarganj@gmail.com
			Zonal Training Centre/RPF/ Gorakhpur	-	-	9794840707	ZTC/NER, Gorakhpur, UP-273012	ptcrpfgkp@gmail.com
			Zonal RPF training centre, Domohani	03561-233054	03561-233054	9002052709	PO- Domohani, PS- Mayanguri, Dist- Jalpaiguri (WB)-735302	rpftc.doi@gmail.com

APPENDIX 2-- (CONTINUED . . .)

SL. NO	NAME	TOTAL NO TRAINING INSTITUTES	NAME OF INSTITUTE	TELEPHONE NO.	FAX NO.	MOBILE NO	POSTAL ADDRESS	E-MAIL ADDRESS
(1)	(2)	(3)	(4)	(5)	(6)	(7)	(8)	(9)
			RPF/Training Centre/Bandikui	095-43954	-	9001199744	West Side of Rly Station Bandikui, Dist-Dausa, Rajasthan-303313	principalrpftrainingcentrebk@gmail.com
			RPF/Training Centre/Moula-Ali	040-27783232	--	9701370714	COMMANDANT (Designated as Sr.Divisional Security	Hm_tcmlly@gmail.com
			RPF/Zonal Training Institute/Kharagpur	03222-221892	080-62838	9002081701	2I/C (Designated as Divisional Security Commissioner/ Commanding officer, Level-11)	rpfztikgp@gmail.com
			Zonal RPF training centre, Kimbergarden Trichy	0431-2352386	-	9003864723	The Dy. Commandant Zonal RPF training centre, Kimbergarden, Trichy	principalpckg@gmail.com
			Zonal Training Centre for Dog/ Podanur	0422-201800	-	9047893780	ZTC for Dog, RPF, No.443, Vellalore Road, 20 Block, opposite Rly. Colony, Podanur, Coimbatore, Pin code -641023	ZTCDPTJ@gmail.com
			Zonal Training Centre/RPF, Valsad/WR	2632248562	-	9724048496	Zonal Training Centre/ RPF, Valsad/WR	principalrpfbwtwr@gmail.com
			J.R.RPF Academy Lucknow	0522-2450341	0522-2451730 & 2450341	9794833743	J R RPF, Post-Manak Nagar, Lucknow, (UP)-226011	directorjrrpfacademy@gmail.com
9	Sashastra Seema Bal	12	SSB Academy Bhopal	0755-2920213	0755-2920277	6261838347	Government of India(MHA) Office of the Director, Sashastra Seema Bal, Academy Bhopal (MP) Pin Code-462036	ssb.academy-ctrl@ssb.gov.in
			CTC, SSB Srinagar (UK)	01346-250451	01346-250451	8859300001	The Dy. Inspector General, CTC, SSB, Srinagar, Garhwal Post-Srinagar, Distt.- Pauri Uttrakhand, Pin-246174	controlroom.ctc@ssb.gov.in
			CTC, SSB, Sapri (HP)	01970-222146	01970-223389	-	The Dy. Inspector General, CTC, SSB, Sapri, PO & Tehsil- Jawalamukhi, Distt.- Kangra(Himachal Pradesh), Pin-176031	control.ctcsssapri@ssb.gov.in
			RTC Salonibari (Assam)	03712-258650	03712-258650	9435730801	The Dy. Inspector General RTC,SSB,Salonibari, PO- Salonibari, Distt-Sonitpur (Assam), Pin-784101	ctrlrtc-ssbslb@ssb.gov.in
			RTC Supaul (Bihar)	06277-299988	-	9835457831	The Dy. Inspector General RTC,SSB, Supaul, Vill- Asanpur Kupaha, PO:- Parsa Madho, Distt- Supaul (Bihar), Pin- 852138	ctrlrtcspb.supaul@ssb.gov.in

APPENDIX 2-- (CONTINUED . . .)

SL. NO	NAME	TOTAL NO TRAINING INSTI-TUTES	NAME OF INSTITUTE	TELEPHONE NO.	FAX NO.	MOBILE NO	POSTAL ADDRESS	E-MAIL ADDRESS
(1)	(2)	(3)	(4)	(5)	(6)	(7)	(8)	(9)
			RTC Gorakhpur (UP)	0551-2974026	0551-2260139	8005488904	The Dy. Inspector General RTC,SSB, Gorakhpur, FCIL Complex, PO- Gorakhpur, Distt:- Gorakhpur (UP), Pin- 273007	control.rtcssbgkp@ssb.gov.in
			RTC Alwar (Raj.)	01492-231525	01492-231524	-	The Dy. Inspector General RTC,SSB, Alwar, VPO- Rood Maujpur, Tehsil- Laxmangarh, Distt- Alwar (Rajsthan), Pin- 321633	ctlroomrtcawr-ssb@nic.in
			CI &JW School Gwaldam(UK)	01363-274269	01363-274269	9412911903	The Dy. Inspector General CI&JW School,SSB, Gwaldam, Distt- Chamoli (Utrakhand) Pin-246441	telecom.cijw@ssb.gov.in
			Intelligence Training School, Kolkata	033-24431843	033-24431843	9432590986	The Second-In-Command, ITS, SSB, Kolkata Plot No. 1/21, Block-J, Sector-III Kasba Industrial Estate, Kolkata, Pin- 700107 (WB)	itsssb.kolkata@ssb.gov.in
			TTC, Kasumpati (HP)	0177-2620470	0177-2620470	-	The Dy. Commandant, Telecom Training Centre, (TTC), SSB, Down Kothi, Kasumpati, Shimla (HP) Pin- 171009	tckasumpati.ssb@gov.in
			Dog Training Centre, Dera, Alwar (Raj.)	01464-252100	01464-252100	-	The Commandant(Vety), Dog Training cum Breeding Centre, SSB, Dera, PO- Reni, Distt- Alwar (Raj.), Pin-301409	controldtbc.ssbdera@ssb.gov.in dtcssbalw@gmail.com
			Medic Training Centre Shimla (HP)	0177-2652329	0177-2652329	-	The Commandant (Medical), MTC, SSB, Shimla, Fire Hill Shimla (HP), Pin-171004	mtc.comdt-ssb@nic.in
		103						

APPENDIX 3-- STATES/UTs - WISE PAY SCALES FROM THE RANK OF CONSTABLE TO DY. SUPERINTENDENT OF POLICE

AS ON 01.01.2022

Sl. No.	STATES/UTs	ASP/DY.SP/ASST. COM-MANDANT	INSPECTOR / RI	S.I./RSI	A.S.I./ARSI	HEAD CONSTABLE	CONSTABLE
(1)	(2)	(3)	(4)	(5)	(6)	(7)	(8)
1	Andhra Pradesh @	61960 to 151370 (Grade XXII)	54060 to 140540 (Grade XX)	44570 to 127480 (Grade XVII)	35570 to 109910 (Grade XIII)	32670 to 101970 (Grade XI)	25220 to 80910 ((Grade VII)
2	Arunachal Pradesh	56100	44900	35400	29200	25500	21700
3	Assam	36000-110000, GP-12700	2200-97000, GP-10300	14000-60500, GP-8700	14000-60500, GP-7400	14000-60500, GP-6800	14000-60500, GP-5600
4	Bihar	Level-9 (53100-93000)	Level- 7 (44900-78800)	Level- 6 (35400-62200)	Level- 5 (29200-51100)	Level - 4 (25500-44800)	Level - 3 (21700-38300)
5	Chhattisgarh	Level -12 (56100 - 177500)	Level-09 (38100 - 120400)	Level-08 (35400 - 112400)	Level-06 (25300 - 80500)	Level-05 (22400 - 71200)	Level-04 (19500 - 62000)
6	Goa	Pay matrix Level-10 ₹56100 - 177500	Pay matrix Level-7 ₹44900 -142400	Pay matrix Level-6 ₹35400 -112400	Pay matrix Level-4 ₹25500-81100	Pay matrix Level-4 ₹25500-81100	Pay matrix Level-2 ₹19900 - 63200
7	Gujarat	56100-177500	44900-142400	39900-126600	29200-92300	21700-69100	18000-56900
8	Haryana	53,100/-Level -9	44,900/Level-7	35,400/-Level-6	29,200/-Level-5	25,500/-Level-4	21,700/-Level -3
9	Himachal Pradesh @	Band Pay ₹15600-39100 +Grade Pay ₹5400	Band Pay ₹10300-34800 +Grade Pay ₹4800	Band Pay ₹10300-34800 +Grade Pay ₹4600	Band Pay ₹10300-34800 +Grade Pay ₹4400	Band Pay ₹10300-34800 +Grade Pay ₹3600	^
10	Jharkhand	53100	44900	35400	29200	25500	21700
11	Karnataka	52650-97100	43100-83900	37900-70850	30350-58250	27650-52650	23500-47650
12	Kerala	63700-123700 - S 19	55200-115300 - S 16	45600-95600 - S 13	43400-91200 -S 12	39300-83000 - S 10	31100-66800 - S 7
13	Madhya Pradesh	Level 12 (56100-177500) Level 13- 67300-206900, Level 14- 79900-211700	Level 10- 42700- 135100	Level 9- 36200- 114800	Level 7- 28700- 91300	Level 6- 25300- 80500	Level 4- 19500- 62000
14	Maharashtra	S-20	S-18	S-14	S-10	S-09	S-08
15	Manipur	Level-12 In The Pay Matrix 53100 - 16780	Level-9 In The Pay Matrix 43300 - 137100	Level-8 In The Pay Matrix 38800 - 123100	Level-5 In The Pay Matrix 25500 - 81100	Level-12 In The Pay Matrix 21700 - 69100	Level-12 In The Pay Matrix 19900 - 63200
16	Meghalaya	Level - 15	Level - 12	Level - 11	Level - 6	Level - 5	Level - 4
17	Mizoram	Level-10 (56100-124500)	Level-8 (44900-99800)	Level-7 (39100-86800)	Level-6 (35400-78800)	Level-4 (25500-56800)	Level-2 (19900-44400)
18	Nagaland	Level-13	Level-11	Level-8	Level-6	Level-5	Level-3

@ 7 CPC not implemented in Himachal Pradesh

^ Band Pay ₹10300-34800+Grade Pay ₹ 3200 However, constables appointed on and after 01.01.2015 are getting 5910-20200+1900 GP and 10300-34800+3200 GP are given after 08 years of regular service

APPENDIX 3-- (CONTINUED ...)

Sl. No.	STATES/UTs	ASP/DY.SP/ ASST. COM-MANDANT	INSPECTOR / RI	S.I./RSI	A.S.I./ARSI	HEAD CONSTABLE	CONSTABLE
(1)	(2)	(3)	(4)	(5)	(6)	(7)	(8)
19	Odisha	Level-12 ₹56,100/- to ₹1,77,500/-	Level-10 ₹44,900/- to ₹1,42,400/-	Level-9 ₹35,400/- to ₹1,12,400/-	Level-8 ₹29,200/- to ₹92,300/-	Level-7 ₹25,500/- to ₹81,100/-	Level-5 ₹21,700/- to ₹69,100/-
20	Punjab	56100-177500 Level-18	38500-122700 Level-11	38100-120400 Level-10	29700-94100 Level-8	25600-81200 Level-6	20200-64000 Level-2
21	Rajasthan	L-14	L-12	L-11	L-10	L-8	L-5
22	Sikkim	5400 (16)	5000 (15)	4200 (12)	3800 (11)	3400 (10)	2400 (6)
23	Tamil Nadu #	Level - 22: 56100-177500	Level - 20: 37700-119500	Level - 18: 36900-116600	Nil	Level- 10: 20600-65500	^
24	Telangana	58850-137050	51320-127310	42300-115270	33750-99310	31040-92050	24280-72850
25	Tripura	₹54000/-Level- 14,Cell-1	₹47600/-Level- 13,Cell-1	₹34700/-Level- 10,Cell-1	₹25300/-Level- 8,Cell-1	₹21400/-Level- 7,Cell-1	₹20700/-Level- 6,Cell-1
26	Uttar Pradesh	15600-39100 Revised pay matrix level-10 (56100-177500)	9300-34800 Revised pay matrix level-6 (44900-142400)	9300-34800 Revised pay matrix level-6 (35400-112400)	5200-20200 Revised pay matrix level-5 (29200-92300)	5200-20200 Revised pay matrix level-4 (25500-81100)	5200-20200 Revised pay matrix level-3 (21700-69100)
27	Uttarakhand	Level-10 (56100-177500)	Level-8 (47600- 151100)	Level-7 (44900- 142400)	Level-5 (29200- 92300)	Level-4 (25500- 81100)	Level-3 (21700- 69100)
28	West Bengal	Level-16 (₹ 56100- 144300)	Level-14 (₹ 39900- 102800)	Level-10 (₹ 32100- 82900)	Level-08 (₹ 27000- 68900)	Nil	Level-06 (₹ 22700- 58500)
29	A & N Islands	Level - 8 (₹ 47600 - 151100)	Level - 7 (₹ 44900 - 142400)	Level - 6 (₹ 35400 - 112400)	Level - 5 (₹29200-92300)	Level - 4 (₹25500-81100)	Level - 3 (₹21700 - 69100)
30	Chandigarh	6th CPC Level-18 of Punjab Pay Scale	6th CPC Level-11 of Punjab Pay Scale	6th CPC Level-10 of Punjab Pay Scale	6th CPC Level-08 of Punjab Pay Scale	6th CPC Level-06 of Punjab Pay Scale	6th CPC Level-03 of Punjab Pay Scale
31	Dadra and Nagar Haveli and Daman and Diu	Pay Matrix Level-10 (56100-177500)	Pay Matrix Level-7 (44900- 142400)	Pay Matrix Level-6 (35400- 112400)	Pay Matrix Level-5 (29200- 92300)	Pay Matrix Level-4 (25500- 81100)	Pay Matrix Level-3 (21700- 69100)
32	Delhi	Level-13 (123100- 215900)	Level-7 (44900- 142400)	Level-6 (35400- 112400)	Level 5 (29200-92300 & 35400- 112400)	Level-4 (25500- 81100)	Level-3 (21700- 69100)
33	Jammu and Kashmir	Level-08 (47600-151100)	Level-6E (35900-113500)	Level-6C (35700-113100)	Level-6 (35400- 112400)	Level-5 (29200- 92300)	Level-3A (25300-80500)
34	Ladakh	Level-8 (47600- 151100)	Level-6-E (35900-113500)	Level-6-C (35700-11310)	Level-6 (35400- 112400)	Level-5 (29200- 92300)	Level-2 (19900- 63200)
35	Lakshadweep	47600-151100	44900-142400	35400-112400	29200-92300	25500-81100	21700-69100
36	Puducherry	Level 8 of the 7 CPC Matrix	Level 7 of the 7 CPC Matrix	Level 6 of the 7 CPC Matrix	Level 5 of the 7 CPC Matrix	Level 4 of the 7 CPC Matrix	Level 3 of the 7 CPC Matrix

Tamil Nadu has implemented a different pattern of Level matrix

^ For Grade I Constable Level-8: 19500-62000 For Grade II Constable Level-5: 18600-57900

APPENDIX 4-- CAPF - WISE PAY SCALES FROM THE RANK OF CONSTABLE TO ASST. COMMANDANT

AS ON 01.01.2022

SL. NO.	CENTRAL ARMED POLICE FORCE & SPECILISED FORCES	ASST COM-MANDANT	SUBEDAR MAJOR	INSPEC-TOR	S.I.	A.S.I.	HEAD CONSTA-BLE	CONSTA-BLE
(1)	(2)	(3)	(4)	(5)	(6)	(7)	(8)	(9)
1	Assam Rifles	Level-10-56100	Level-08-47600	Level-07-44900	Level-06-35400	Level-05-29200	Level-04-25500	Level-03-21700
2	Border Security Force	Level-10 (56100-177500)	Level-8 (47600-151100)	Level-7 (35400-112400)	Level-6 (35400-112400)	Level-5 (29200-92300)	Level-4 (25500-81100)	Level-3 (21700-69100)
3	Central Industrial Security Force	Level-10 in Pay Matrix (56100-177500)	No Post Exists in CISF	Level-7 in Pay Matrix (44900-142400)	Level-6 in Pay Matrix (35400-112400)	Level-5 in Pay Matrix (29200-92300)	Level-4 in Pay Matrix (25500-81100)	Level-3 in Pay Matrix (21700-69100)
4	Central Reserve Police Force	Level 10 in the Pay Matrix (₹ 56100 - 177500)	Level 8 in the Pay Matrix (₹47600 - 151100)	Level 7 in the Pay Matrix (₹44900 - 142400)	Level 6 in the Pay Matrix (₹35400 - 112400)	Level 5 in the Pay Matrix (₹29200 - 92300)	Level 4 in the Pay Matrix (₹25500 - 81100)	Level 3 in the Pay Matrix (₹21700 - 69100)
5	Indo-Tibetan Border Police	(Level-10)	(Level-8)	(Level-7)	(Level-6)	(Level-5)	(Level-4)	(Level-3)
6	National Disaster Response Force	Level-10 (56100-177500)	NA	Level-7 (44900-142400)	Level-6 (35400-112400)	Level-5 (29200-92300)	Level-4 (25500-81100)	Level-3 (21700-69100)
7	National Security Guard	Level-10	NA	Level-7	Level-6	Level-5	Level-4	Level-3
8	Railway Protection Force	LEVEL-10	N/A	Level -7	Level-6	Level-5	Level-4	Level-3
9	Sashastra Seema Bal	56100-177500 (Level-10)	47600-151100 (Level-8)	44900-142400 (Level-7)	35400-112400 (Level-6)	29200-92300 (Level-5)	25500-81100 (Level-4)	21700-69100 (Level-3)

APPENDIX-5 STATES/UTs - WISE TERRORISM / EXTREMISM AFFECTED POLICE DISTRICTS DURING THE CALENDAR YEAR 2021

AS ON 01.01.2022

Sl. No.	STATES/UTs	NUMBER OF POLICE DISTRICTS AFFECTED FROM TERRORIST / EXTREMIST
(1)	(2)	(3)
1	Andhra Pradesh	5
2	Arunachal Pradesh	3
3	Assam	9
4	Bihar	11
5	Chhattisgarh	14
6	Goa	0
7	Gujarat	NA
8	Haryana	0
9	Himachal Pradesh	0
10	Jharkhand	16
11	Karnataka	0
12	Kerala	5
13	Madhya Pradesh	3
14	Maharashtra	10
15	Manipur	16
16	Meghalaya	7
17	Mizoram	0
18	Nagaland	14
19	Odisha	10
20	Punjab	6
21	Rajasthan	0
22	Sikkim	0
23	Tamil Nadu	Nil
24	Telangana	8
25	Tripura	0
26	Uttar Pradesh	3
27	Uttarakhand	0
28	West Bengal	5
29	A & N Islands	0
30	Chandigarh	0
31	Dadra and Nagar Haveli and Daman and Diu	0
32	Delhi	0
33	Jammu and Kashmir	15
34	Ladakh	0
35	Lakshadweep	0
36	Puducherry	0
	All India	160

**APPENDIX 6-- CENTRAL INVESTIGATION AGENCIES & OTHER CENTRAL POLICE ORGANIZATIONS
(CPOs) WISE TRAINING INSTITUTES IN INDIA**

AS ON 01.01.2022

SI. No	CENTRAL INVESTIGATION AGENCIES & OTHER CENTRAL POLICE ORGANISATIONS (CPOs)	TOTAL NO	NAME OF INSTITUTE	TELEPHONE NO.	FAX NO.	MOBILE NO	POSTAL ADDRESS	E-MAIL ADDRESS
(1)	(2)	(3)	(4)	(5)	(6)	(7)	(8)	(9)
1	Bureau of Police Research & Development (BPR&D)	6	CAPT, Bhopal	0755-2706000	—	—	Central Academy Police for Training, Kanhasaiya, PO-Kokta, Bhopal-462001	capt@bprd.nic.in
			CDTI, Ghaziabad	0120-2986732	0120-2986732	—	Central Detective Training Institute, Sector-19, Kamla Nehru Nagar, Ghaziabad, UP, Pin-201002	principalcdtsgzb201@gmail.com
			CDTI, Kolkata	033-22841049	22844578	—	Central Detective Training Institute, Park Circus, 30 Gora Chand Road, Kolkata -700014	cdts.kol.bprd@nic.in
			CDTI, Hyderabad	040-27038182	40-27036865	9441496515	Central Detective Training Institute, CFIs Campus, Hyderabad, Telangana-500013	cdtshyderabad@nic.in
			CDTI, Chandigarh	0172-2602216, 0172-2660312	0172-2660312	—	Central Detective Training Institute, CIFs Complex, Dakshin Marg, Sector-36/A, Chandigarh-160036	cdts.adm@chd.nic.in
			CDTI, Jaipur	0140-2823100	NP	—	Central Detective Training Institute, Dehmi Kalan, Ajmer Road, Jaipur-303007	director.cdti-rj@gov.in
2	Central Bureau of Investigation (CBI)	1	CBI Training Academy, Ghaziabad, UP	0120-2781725	0120-2755999	9958947773	Ghaziabad, UP	NA
3	Directorate of Coordination Police Wireless (DCPW)	3	Central Police Radio Training Institute, Vandematram Road, New Delhi-110060	011-25860390, 25728739	011-25785519	NA	Central Police Radio Training Institute, Vandematram Road, New Delhi 110060.	cperti.delhi@dcpw.gov.in
			Regional Police Wireless Training Institute (RPWTI), Sector 25D, Chandigarh-160023	0172-2920037	0172-2920037	NA	Regional Police Wireless Training Institute (RPWTI), Sector 25D, Chandigarh 160023	NA

APPENDIX 6-- (CONTINUED . . .)

SI. No	CENTRAL INVESTIGATION AGENCIES & OTHER CENTRAL POLICE ORGANISATIONS (CPOs)	TOTAL NO	NAME OF INSTITUTE	TELEPHONE NO.	FAX NO.	MOBILE NO	POSTAL ADDRESS	E-MAIL ADDRESS
(1)	(2)	(3)	(4)	(5)	(6)	(7)	(8)	(9)
			Regional Police Wireless Training Institute (RPWTI), Garia Garden, Kolkata, West Bengal	033-24358553 033-24355067	033-24358553	NA	Regional Police Wireless Training Institute (RPWTI), Garia Garden, Kolkata, West Bengal	NA
4	National Crime Records Bureau (NCRB)	2	NCRB, Hqrs. New Delhi	011-26735433	011-26782257	8732867662	NH-8, Mahipalpur, New Delhi-110037	training@ncrb.nic.in
			CFPB, Kolkata	033-22841312	033-22841312	9433202746	30, Gorachand Road, Kolkata-700014	cfpbkolkata@ncrb.nic.in
5	North Eastern Police Academy (NEPA)	1	North Eastern Police Academy	0364-2572033	0364-2572028	NA	North Eastern Police Academy, Government of India, MHA, UMSAW, Meghalaya-793123	nepa-meg@nic.com
6	National Investigation Agency (NIA)	0	0	0	0	0	0	0
7	Sardar Vallabhbai Patel National Police Academy (SVP-NPA)	1	Sardar Vallabhbai Patel National Police Academy	040-24015151 & 58(8 Lines)	040-24015179	NA	Sardar Vallabhbai Patel National Police Academy, Shivrampally, Hyderabad, Telangana-500052	svpnpa.info@svpnpa.gov.in

APPENDIX 7-- CENTRAL INVESTIGATION AGENCIES & OTHER CENTRAL POLICE ORGANIZATIONS (CPOs) WISE PAY SCALES FROM THE RANK OF CONSTABLE TO DY. SUPERINTENDENT OF POLICE

AS ON 01.01.2022

Sl. No	CENTRAL INVESTIGATION AGENCIES & OTHER CENTRAL POLICE ORGANISATIONS (CPOs)	DY.SP	INSP	S.I	ASI	HEAD CONSTABLE	CONSTABLE
(1)	(2)	(3)	(4)	(5)	(6)	(7)	(8)
1	Bureau of Police Research & Development (BPR&D)	(i) Level-9 for Dy,SP(Training/ Instructor) (ii) Level-7 for Dy.SP (iii) Level-10 for Dy.SP(CAPT)	(I) Level-7 for Insp CAPT (II) Level-6 for Insp	(i) Level 6 for Sub Insp, CAPT (ii) Level 5 for Sub Insp	(i) Level-4 for A.S.I (ii) Level-5 for A.S.I CAPT	(i) Level 4 for CAPT (iii) Level 3 for Head Constable)	(i) Level 3 for Constable CAPT, BPR&D-2 post (ii) Level 2 for Constable CDTI Jaipur & GZB (iii) Level-1,3 for Constable BPR&D, CDTI Chandigarh, Hyderabad and Kolkata
2	Central Bureau of Investigation (CBI)	Level 10 (corresponding GP ₹5400 in PB-3)	Level 8 (corresponding GP ₹4800 in PB-2)	Level 7 (corresponding GP ₹4600 in PB-2)	Level 5 (corresponding GP ₹2800 in PB-1)	Level 4 (corresponding GP ₹2400 in PB-1)	Level 3 (corresponding GP ₹2000 in PB-1)
3	Directorate of Coordination Police Wireless (DCPW)	Level 8	Level 7	Level 6	Level 5	Level 4	Level 1,2 &3
4	National Crime Records Bureau (NCRB)	Level-7	Insp (FP) Level-7 & Insp (G) Level-6	SI (FP) Level-6 & SI (G) Level-4	Level-4	HC(FP) Level-3 & HC (G/Dvr) Level-2	Level-3
5	North Eastern Police Academy (NEPA)	NA	₹9300-34,800/- GP-4200	₹5200-20,200/- GP-2800	₹5200-20,200/- GP-2400	₹5200-20,200/- GP-1900	₹5200-20,200/- GP-1800
6	National Investigation Agency (NIA)	Level-10	Level-7	Level-6	Level-5	Level-4	Level-3
7	Sardar Vallabhbhai Patel National Police Academy (SVP-NPA)	Level-11 (Part-I) Level-09 (Part-II)	Level-08(Part-I) Level-07 (Part-II) Level-06 (Part-III)	Level-08(Part-I) Level-07 (Part-II) Level-06 (Part-III) Level-05 (Part-IV)	Level-07(Part-I) Level-06 (Part-II) Level-05 (Part-III)	Level-06(Part-I) Level-05 (Part-II) Level-04 (Part-III) Level-03 (Part-IV) Level-02 (Part-V)	Level-05(Part-I) Level-04 (Part-II) Level-03 (Part-III)

APPENDIX-8 NUMBER OF CYBER CELLS IN STATES/UTs

AS ON 01.01.2022

Sl. No.	STATES/UTs	NUMBER OF CYBER CELL(s)	WOMEN CELL(s)	NUMBER OF SOCIAL MEDIA MONITORING CELL(s)
(1)	(2)	(3)	(4)	(5)
1	Andhra Pradesh	3	1	1
2	Arunachal Pradesh	0	0	1
3	Assam	3	157	1
4	Bihar	48	0	48
5	Chhattisgarh	29	1	0
6	Goa	1	2	1
7	Gujarat	5	2	0
8	Haryana	40	25	27
9	Himachal Pradesh	1	1	1
10	Jharkhand	15	5	6
11	Karnataka	1	0	31
12	Kerala	19	19	1
13	Madhya Pradesh	11	52	1
14	Maharashtra	49	0	41
15	Manipur	10	8	9
16	Meghalaya	11	0	1
17	Mizoram	0	1	1
18	Nagaland	12	12	1
19	Odisha	34	537	0
20	Punjab	28	41	24
21	Rajasthan	15	44	3
22	Sikkim	1	0	0
23	Tamil Nadu	47	1	1
24	Telangana	24	22	18
25	Tripura	1	0	1
26	Uttar Pradesh @		1	1
27	Uttarakhand	13	13	13
28	West Bengal	39	512	2
29	A & N Islands	1	1	1
30	Chandigarh	1	1	1
31	Dadra and Nagar Haveli and Daman and Diu	3	3	0
32	Delhi	0	1	1
33	Jammu and Kashmir	0	13	1
34	Ladakh	2	2	1
35	Lakshadweep	1	0	1
36	Puducherry	1	0	0
	All India	469	1,478	241

@ 79- (75 CYBER CELLS IN EACH DISTT & 4 IN COMMISSIONERATE SYSTEM) 18-CYBER CRIME POLICE STATION IN EVRY RANGE HEADQUATER

APPENDIX-9 ANTI SABOTAGE TEAM (AST) / CHECK TEAM / BOMB DETECTION AND BOMB DISPOSAL SQUAD IN STATES/UTs

AS ON 01.01.2022

Sl. No.	STATES/UTs	NUMBER OF ANTI SABOTAGE TEAM (AST) / CHECK TEAM / BOMB DETECTION AND BOMB DISPOSAL SQUAD
(1)	(2)	(3)
1	Andhra Pradesh	20
2	Arunachal Pradesh	1
3	Assam	1
4	Bihar	9
5	Chhattisgarh	19
6	Goa	4
7	Gujarat	50
8	Haryana	10
9	Himachal Pradesh	4
10	Jharkhand	12
11	Karnataka	41
12	Kerala	22
13	Madhya Pradesh	17
14	Maharashtra	63
15	Manipur	30
16	Meghalaya	4
17	Mizoram	4
18	Nagaland	16
19	Odisha	37
20	Punjab	46
21	Rajasthan	16
22	Sikkim	1
23	Tamil Nadu	46
24	Telangana	144
25	Tripura	7
26	Uttar Pradesh	89
27	Uttarakhand	4
28	West Bengal	185
29	A & N Islands	2
30	Chandigarh	1
31	Dadra and Nagar Haveli and Daman and Diu	0
32	Delhi	17
33	Jammu and Kashmir	82
34	Ladakh	2
35	Lakshadweep	0
36	Puducherry	1
	All India	1,007

APPENDIX 10- NUMBER AND NAME OF POLICE APPS FOR CITIZENS IN STATES/UTs

AS ON 01.01.2022

Sl. No	STATES/UTs	NUMBER OF POLICE APPS FOR CITIZENS	NAMES OF POLICE APPS FOR CITIZENS	NUMBER OF DOWNLOADS
(1)	(2)	(3)	(4)	(5)
1	Andhra Pradesh	6	Locked House Monitoring System	9.8Lakhs
			AP Police e-Challan app	15Lakhs
			Disha SOS App	125Lakhs
			AP Police Seva App	4Lakhs
			112 India	0.8Lakhs
			ACB Corruption	10 K
2	Arunachal Pradesh	0	0	0
3	Assam	2	Assam Citizen Portal	1000+
			Drugs Free Assam	161
4	Bihar	1	Bihar Police Helpline	10000+
5	Chhattisgarh	4	CG-COP	45876
			112 india	1059000 + (Nation Wide)
			CG DIAL 112 Citizen App	19K+
			Abhivyakti	50000+
6	Goa	0	NA	NA
7	Gujarat	9	Domestic Servant Registration	13396
			Driver Registration	6561
			E-Application	111077
			Non Objection Certificate	431016
			Police Verification Certificate	6973
			Missing Person Search	947
			Missing Property Search	12382
			Senior Citizen Registration	66683
			Tenant Registration	166778
8	Haryana	1	Durga Shakti App	2,31,046+
9	Himachal Pradesh	5	Shakti Button	10000+
			ESSR (Emergency Response Support System)	6207
			Crime Free Himachal	1000+
			Drug Free Himachal	35000+
			HP Police	10000+
10	Jharkhand	1	Shakti App	0
11	Karnataka	7	KSP APP	97100
			Suraksha	2.63 lakh
			Namma 100	0.32 lakh
			Know Your Police Station	Nil
			Public Eye	3.31 lakh
			LHMS	5133
			112 App	55498

APPENDIX 10- (CONTINUED ...)

Sl. No	STATES/UTs	NUMBER OF POLICE APPS FOR CITIZENS	NAMES OF POLICE APPS FOR CITIZENS	NUMBER OF DOWNLOADS
(1)	(2)	(3)	(4)	(5)
12	Kerala	1	Pol-App (Official Mobile App of Kerala Police)	538949
13	Madhya Pradesh	3	MPeCop	196695
			112 India	24354
			Apat App	10
14	Maharashtra	3	M-Passport	NA
			Dial-112	Development is in process
			Washim-S.E.V.A	NA
15	Manipur	0	0	0
16	Meghalaya	2	Meghalaya Police Citizens Apps	500+
			Megcop Watch	2168+
17	Mizoram	1	Mizoram Safety App	5000+
18	Nagaland	1	CUG(Closed User group)/ Call Your Cop (Nagaland)	1000+
19	Odisha	7	Complaint	71960
			Character Certificate Request	1032705
			Event/Performance Request	284
			Protest/Strike Request	32
			Procession Request	1078
			FIR Copy Request	837
			Sahayata	50000+
20	Punjab	3	PP Saanjh	179600
			Know your Police	75800
			Shakti	41200
21	Rajasthan	1	RajCop Citizen	87199+
22	Sikkim	0	0	0
23	Tamil Nadu	2	TN Police Citizens Services	266838
			Kavalan	1470430
24	Telangana	3	www.tspolice.gov.in	18,11,860
			Hawk eye	32,01,853
			Traffic Live	3,90,000
25	Tripura	1	112 India Mobile App	737+
26	Uttar Pradesh	0	NA	NA
27	Uttarakhand	4	Dev Bhumi App	31318
			Public Eye App	1000+
			Gaura Shakti App	3500+
			112 India Mobile App	5000+

APPENDIX 10- (CONTINUED . . .)

Sl. No	STATES/UTs	NUMBER OF POLICE APPS FOR CITIZENS	NAMES OF POLICE APPS FOR CITIZENS	NUMBER OF DOWNLOADS
(1)	(2)	(3)	(4)	(5)
28	West Bengal	14	Bondhu	125241
			Abhaya	5000
			Sandhan	20000
			Parhori	149
			Astha	69144
			Prapti	82
			R.T.Apps	331
			Bharosa	12245
			Alor Pathe	10000
			Suraksha	10000
			Police Sampark	100+
			Gangasagar Mela Sahoyta	1000+
			Bipol	500+
			Sanjog	1000+
29	A and N Islands	0	NA	NA
30	Chandigarh	1	E-Sathi Chandigarh Police	142334
31	Dadra and Nagar Haveli and Daman and Diu	1	DDDP Suraksha App	9500
32	Delhi	10	Lost Report	1081234+
			Himmat Plus App	6639+
			MV Theft	37658+
			Property Theft App	145684+
			Traffic Violations	32635
			Senior Citizen App	4727+
			Himmat App	1737+
			Police Clearence Certificate	311318+
			Character Verification Report	70040+
			Tatpar App	17818+
33	Jammu and Kashmir	6	JK Police News App	10880
			JKPS Women Safety App	881
			Suvidha JK Police	1090
			Katra Police App	156
			Avtar	1076
			Sahulat	NA
34	Ladakh	0	0	0
35	Lakshadweep	0	0	
36	Puducherry	2	MITRA for Women Safety	5000+
			ERSS 112 India	1470

APPENDIX 11- STATES/UTs WISE POLICE UNIVERSITIES IN INDIA

AS ON 01.01.2022

Sl. No	STATES/UTs	TOTAL NO OF POLICE UNIVERSITIES	NAME OF INSTITUTE	TELEPHONE NO.	FAX NO.	MOBILE NO
(1)	(2)	(3)	(4)	(5)	(6)	(7)
1	Andhra Pradesh	0	N/A	N/A	N/A	N/A
2	Arunachal Pradesh	0	N/A	N/A	N/A	N/A
3	Assam	0	N/A	N/A	N/A	N/A
4	Bihar	0	N/A	N/A	N/A	N/A
5	Chhattisgarh	0	N/A	N/A	N/A	N/A
6	Goa	0	N/A	N/A	N/A	N/A
7	Gujarat	0	N/A	N/A	N/A	N/A
8	Haryana	0	N/A	N/A	N/A	N/A
9	Himachal Pradesh	0	N/A	N/A	N/A	N/A
10	Jharkhand	1	Jharkhand Raksha Shakti University, Ranchi	0	0	7488151393/ 9431343742
11	Karnataka					
12	Kerala	0	N/A	N/A	N/A	N/A
13	Madhya Pradesh	0	N/A	N/A	N/A	N/A
14	Maharashtra	0	N/A	N/A	N/A	N/A
15	Manipur	0	N/A	N/A	N/A	N/A
16	Meghalaya	0	N/A	N/A	N/A	N/A
17	Mizoram	0	N/A	N/A	N/A	N/A
18	Nagaland	0	N/A	N/A	N/A	N/A
19	Odisha	0	N/A	N/A	N/A	N/A
20	Punjab	0	N/A	N/A	N/A	N/A
21	Rajasthan	1	Sardar Patel University of Police, Security and Criminal Justice, Jodhpur	0291-3500601	-	9414449601
22	Sikkim	0	N/A	N/A	N/A	N/A
23	Tamil Nadu	0	N/A	N/A	N/A	N/A
24	Telangana	0	N/A	N/A	N/A	N/A
25	Tripura	0	N/A	N/A	N/A	N/A
26	Uttar Pradesh	0	N/A	N/A	N/A	N/A
27	Uttarakhand	0	N/A	N/A	N/A	N/A
28	West Bengal	0	N/A	N/A	N/A	N/A
29	A and N Islands	0	N/A	N/A	N/A	N/A
30	Chandigarh	0	N/A	N/A	N/A	N/A
31	Dadra and Nagar Haveli and Daman and Diu	0	N/A	N/A	N/A	N/A
32	Delhi	0	N/A	N/A	N/A	N/A
33	Jammu and Kashmir	0	N/A	N/A	N/A	N/A
34	Ladakh	0	N/A	N/A	N/A	N/A
35	Lakshadweep	0	N/A	N/A	N/A	N/A
36	Puducherry	0	N/A	N/A	N/A	N/A
TOTAL		2				

APPENDIX 12- POLICE HELPLINE NUMBERS IN STATES/UTs

AS ON 01.01.2022

Sl. No	STATES/UTs	NUMBER OF POLICE HELPLINE NUMBERS	POLICE HELPLINE NUMBER	PURPOSE OF HELPLINE NUMBER
(1)	(2)	(3)	(4)	(5)
1	Andhra Pradesh	9	112	Fire/ Medical/ Disaster
			100	Emergency
			14400	Corruption
			1064	Corruption
			1100	Corruption
			9121211100	WhatsApp
			9071666661	CID
			1092	SPANDANA
			14500	Special Enforcement Bureau
2	Arunachal Pradesh	6	112	Emergency
			1091	Women help line
			1098	Child help line
			100	Police
			101	Fire
			1070	Disaster management
3	Assam	9	100	Citizen Complaint
			0361-2521242	DG Control Room
			0361-2381511	SB Control
			3612386620	SB Control
			3612464557	City Police Control
			3612464558	City Police Control
			3612460303	Citizen Portal Helpline
			155260	National Helpline Number for guiding Citizens in Cyber Crime
			1930	Only for Finances fraud
4	Bihar	6	18603456999	For Public Convenience
			0612-2217900	For Public Convenience
			8544428407,	For Public Convenience
			DIAL-100	For Public Convenience
			8544428408	For Public Convenience
			0612-2215747	For Public Convenience
5	Chhattisgarh	7	1036	SC/ST Complaint
			0771-2331365	SC/ST Crime
			0771-2511100	Juvenile Complaint
			0771-2511388	CID Crime Desk Cell
			0771-2211409	Legal Section-1
			0771-2511253	Senior Citizen Cell
			0771-2211402	SCRB

APPENDIX 12- (CONTINUED ...)

Sl. No	STATES/UTs	NUMBER OF POLICE HELPLINE NUMBERS	POLICE HELPLINE NUMBER	PURPOSE OF HELPLINE NUMBER
(1)	(2)	(3)	(4)	(5)
6	Goa	6	1098	Child Helpline
			1091	Women Helpline
			1090	Senior Citizen helpline
			1093	Coastal Security helpline
			100/112	Police Control Room
			18001027222	Bachpan Bachao Andolan
7	Gujarat	3	1930	Cyber Crime
			1512	Railway Suraksha
			181	Abhayam
8	Haryana	4	Dial 112	Emergency Response Support System is designed to address all emergency signals received from citizens through voice calls SMS Email, panic SOS signals, web portal etc.
			1091	Women helpline provides women safety with 24*7 hours.
			1098	Children helpline
			1073	Road Safety
9	Himachal Pradesh	9	155260 9805953670	To register complaint related to Cyber Crime
			1908	To eradicate the menace of drug from the society and to provide free counseling to drug addicts through this helpline people can call provide information about drug related crime without disclosing their identity.
			1091 (Merged into 112)	The primary purpose of a women helpline is to provide women with 24*7 access to safety services. Helpline thus provide immediate and emergency responses to women affected violence.
			1515 (Merged into 112)	24*7 women safety helpline as objective to ensure safety and security of women in the state. The Gudiya helpline will help women in distress under threat or any kind of criminal act.
			112	ERSS is designed to address all emergency signals received from citizens through voice calls, SMS, e-mail, panic SOS signals, ERSS web portal etc.
			1090	Hoshiyar Singh Helpline was introduced to crack down on the activities of drug, forests and mining mafia etc.
			9459100100	Complaint of general public through SMS/Whatsapp
			0177-2629893	Complaint against Corruption
8988700100	Report of corruption through Whatsapp			
10	Jharkhand	4	100	Foe interaction with people in emergency services
			112	
			9771432103	
			8877444444	

APPENDIX 12- (CONTINUED . . .)

SI. No	STATES/UTs	NUMBER OF POLICE HELPLINE NUMBERS	POLICE HELPLINE NUMBER	PURPOSE OF HELPLINE NUMBER
(1)	(2)	(3)	(4)	(5)
11	Karnataka	8	100/ 112	Police and Fire Emergency.
			1090	Elder Helpline
			1091	Women Helpline
			1093	Coastal Security Police help line
			1095	Traffic Helpline
			1908	NDPS Helpline
			1930	Cyber Financial Fraud reporting emergency number
			1098	Children's Helpline
12	Kerala	10	112	ERSS
			1515	Pink Patrol (Women Helpline)
			1099	Traffic Helpline
			1091	Vanitha Helpline
			1090	Crime Stopper
			1930	Online Financial Fraud
			9846100100	Highway Alert
			9846200100	Railway Alert
			9497996992, 9497999955	Aparajitha (Women Helpline)
			9497900035, 9497900045	Prasanthi (Senior Citizen Helpline)
13	Madhya Pradesh	7	112	National Emergency For all type Emergency Help
			100	State Police Emergency Number
			108	Medical Emergency, Ambulance
			1090	Mahila Helpline Number For MP State
			101	Fire Emergency, Integrated with 112
			155260/1930	National Cyber Emergency.
			155390	District Level police helpline number.
14	Maharashtra	5	100	Emergency Response for All Citizen
			103-1091	For Child and Women
			1090	For Senior Citizen
			1098	For Child
			Dial -112	To provide quick help and response in emergency/distress situation to citizens
15	Manipur	1	112	It is a single emergency number introduced by govt. of india to quickly raise a request for help when a person is in emergency. The automated facility being setup for this purpose called public safety answering point (PSAP), will handle all these emergency signals.

APPENDIX 12- (CONTINUED ...)

SI. No	STATES/UTs	NUMBER OF POLICE HELPLINE NUMBERS	POLICE HELPLINE NUMBER	PURPOSE OF HELPLINE NUMBER
(1)	(2)	(3)	(4)	(5)
16	Meghalaya	12	0364-2215427 / 2222214 / 2222215	East Khasi Hills District Police Control Room
			9856084514 / 8730940080	Ri Bhoi District Police Control Room
			9774065467	West Jaintia Hills District Police Control Room
			9366498499 / 6909642019	West Khasi Hills District Police Control Room
			8730065429 / 9485397197	West Garo Hills District Police Control Room
			8732849310 / 9436369561	South West Garo Hills District Police Control Room
			8794765696 / 8974271342	East Garo Hills District Police Control Room
			9383018810 / 700526894	North Garo Hills District Police Control Room
			7005457449 / 9612612805	South Garo Hills District Police Control Room
			8787477989 / 8413866765	East Jaintia Hills Police Control Room
			9366584905	South West Khasi Hills District Police Control Room
			9366115320	Eastern West Khasi Hills District Police Control Room
			17	Mizoram
1930 (earlier 155260)	Cyber Crime Helpline			
101	Fire			
100	Police			
2322307	Traffic Control Room			
18	Nagaland	2	1930	Financial Fraud
			112	All Emergencies
19	Odisha	10	100	Local P.S.
			1093	Costal Security
			155260	Cyber Crime Prevention against W/C
			100 (Victor control)	Centerlized control room to attend calls
			9437581575 whatsapp	Victor Control Room
			9938910000	Share information ext.gangs
			7440006709	To help cyber crime victims
			112	Emergency Response
			1090	Elder persons help line
181	Women helpline			

APPENDIX 12- (CONTINUED . . .)

Sl. No	STATES/UTs	NUMBER OF POLICE HELPLINE NUMBERS	POLICE HELPLINE NUMBER	PURPOSE OF HELPLINE NUMBER
(1)	(2)	(3)	(4)	(5)
20	Punjab	2	Dial - 112	For all kinds of emergencies and distress calls a nationwide, unified emergency response system with a single emergency number 'Dial-112' is designed to provide assistance to the people in distress within the best possible time after getting distress signals from citizens in the form of voice call, SMS, e-mail, panic SOS request, web request etc. Currently, Helpline number Dial-100 has been merged in Dial-112. 101 (Fire and Rescue) and 108 (ambulance, 181 (women and Child Care) etc. will also be integrated in this unified number '112' This system is handling distress signals like: Voice Call- Dial-112 Messaging- SMS to 112 Mailing dial-112@punjabpolice.gov.in Distress Web Requests - https://pb.ners.in Panic Messaging - Mobile Panic Button App for citizens - 112 INDIA APP
			Dial - 181	Women Helpline Number 181 has been initiated. This helpline is a multi channel platform which can be accessed through multiple communication channels- like Phone (181), SMS (7696181181), email(help@181pph.com) web portal (www.181pph.com) and whatsapp (7696181181). The helpline is meant specifically for vulnerable sections of society such as women, senior citizens, children and NRIs who often find it difficult to make physical visits to the Police Stations and Police offices to report their grievances. Now this helpline is under supervision of Community Affairs Division of Punjab Police.
21	Rajasthan	4	100	Complaint of general public through toll free no
			112	Complaint of general public through toll free no
			1090	Women Helpline number
			1098	Child Helpline
22	Sikkim	2	100	Multi-purpose uses like emergency and all public complaints
			202033	
23	Tamil Nadu	10	100	To report a crime control room
			103	To report traffic violation
			108	Ambulance
			1098	Child Line
			1091	Women Helpline
			1093	Coastal Security Helpline
			9962500500, 1512	Railway Police Helpline
			1800-180-5522	Anti Ragging complaints
			1322	Railway Protection Force
			1800-425-0111	Corona Tollfree Seniors, Disabilities
24	Telangana	5	100	Emergency service to the people by round the clock
			181	Women Help Line
			1098	Child Helpline
			108	Emergency Response System
			040-23239922	TSDGP Control Room

APPENDIX 12- (CONTINUED . . .)

Sl. No	STATES/UTs	NUMBER OF POLICE HELPLINE NUMBERS	POLICE HELPLINE NUMBER	PURPOSE OF HELPLINE NUMBER
(1)	(2)	(3)	(4)	(5)
25	Tripura	4	100	Police assistance for any person seeking help in Tripura. Now Migrated to 112
			1091	Women Helpline for any women in distress throughout in Tripura. Now migrated to 112
			112	Police as well as member of public in distress
			1930	Reporting of Cyber Financial Fraud. Now migrated to 112.
26	Uttar Pradesh	1	112 PROVIDED BY MHA	To Provide Police, Fire, Ambulance Helpline
27	Uttarakhand	4	100	Police Control Room
			101	Fire Service
			112	Emergency Response System Control Room
			1090	Mahila Helpline
28	West Bengal	8	100	Police Helpline
			112	Emergency Response
			1093	DG & IGP's, Control Room, Nabanna, Howrah
			1090	Crime Stopper Cell
			1091	Women Crisis Response Center
			9830079999	Medical Helpline, Lalbazar
			9830088884	Senior Citizen Helpline, Lalbazar
			1073	Traffic Helpline
29	A and N Islands	12	100	Police Control Room (PCR)
			112	Emergency response
			101	Fire Assistance
			03192-265241	Disaster Control Room Nicobar District
			1144	For crime against women.
			1930 (earlier 155260)	Reporting of cyber fraud
			1093	For receiving sensitive information related to Coastal Security.
			03192-240840	Information about corrupt activities of any public servant
			03192-232249	
			03192-244698	
			1098	Child Helpline
155307	Tourist Helpline			
30	Chandigarh	5	1073	Traffic Helpline
			1091	Crime against Women & children
			1090	For Senior Citizen
			1930	Cyber Crime Helpline
			112	ERSS
31	Dadra and Nagar Haveli and Daman and Diu	5	100	General
			112	Any Emergency
			181	Women Helpline
			1930	Cyber Crime reporting Helpline Number
			1091	Women Helpline Number

APPENDIX 12- (CONTINUED . . .)

SI. No	STATES/UTs	NUMBER OF POLICE HELPLINE NUMBERS	POLICE HELPLINE NUMBER	PURPOSE OF HELPLINE NUMBER
(1)	(2)	(3)	(4)	(5)
32	Delhi	14	1291	Senior Citizen
			1094	Missing Person
			23241210	Missing Person
			1091	Women in distress
			1096	Anti-stalking
			112 (24x7)	Police Control Room
			1093	Special Cell NE Region
			1095 / 25844444	Traffic H.Line
			8750871111	Foreigner Helpline
			1090	Info. For crime
			1064	Vigilance
			1512	—
			E-Mail Us	delpol.service@delpolice.gov.in
			1511	Metro
33	Jammu and Kashmir	1	100	Public out reach/ Public Grievances/ Drugs menace/ SANJY/ Election/ Women helpdesk etc.
34	Ladakh	6	01985-232275	PCR Kargil
			01982-258880	PCR Leh
			808286319	Traffic Control unit Leh
			8899670906	Traffic Control unit Kargil
			112	ERSS
35	Lakshadweep	2	100	Whole Emergency
			112	Police/Health/Fire
36	Puducherry	4	ERSS Dail 112/100	Emergency
			Toll Free 1031	Crime, Criminal & Corruption
			Toll Free 1073	Traffic Complaints
			Toll Free 1930	Cyber Complaints

APPENDIX-13 POLICE BANDS IN STATES/UTs

AS ON 01.01.2022

Sl. No.	STATES/UTs	NUMBER OF POLICE BANDS UNITS
(1)	(2)	(3)
1	Andhra Pradesh	27
2	Arunachal Pradesh	1
3	Assam	19
4	Bihar	4
5	Chhattisgarh	2
6	Goa	1
7	Gujarat	54
8	Haryana	2
9	Himachal Pradesh	2
10	Jharkhand	2
11	Karnataka	54
12	Kerala	8
13	Madhya Pradesh	6
14	Maharashtra	50
15	Manipur	8
16	Meghalaya	2
17	Mizoram	3
18	Nagaland	9
19	Odisha	36
20	Punjab	5
21	Rajasthan	42
22	Sikkim	1
23	Tamil Nadu	16
24	Telangana	8
25	Tripura	9
26	Uttar Pradesh	0
27	Uttarakhand	5
28	West Bengal	42
29	A & N Islands	1
30	Chandigarh	2
31	Dadra and Nagar Haveli and Daman and Diu	0
32	Delhi	3
33	Jammu and Kashmir	4
34	Ladakh	3
35	Lakshadweep	0
36	Puducherry	1
	All India	433

APPENDIX-14 NUMBER OF STUDENT POLICE CADETS (SPC) PROJECT SCHOOLS & STUDENT POLICE CADETS (SPC) IN STATES/UTs

AS ON 01.01.2022

Sl. No.	STATES/UTs	NUMBER OF STUDENT POLICE CADETS (SPC) PROJECT SCHOOLS	NUMBER OF STUDENT POLICE CADETS (SPC)
(1)	(2)	(3)	(4)
1	Andhra Pradesh	-	due to covid-19 pandemic couldn't conduct any project
2	Arunachal Pradesh	50	1,733
3	Assam	145	4,408
4	Bihar	1,100	48,400
5	Chhattisgarh	135	10,337
6	Goa	22	660
7	Gujarat	908	54,815
8	Haryana	532	22,995
9	Himachal Pradesh	62	2,155
10	Jharkhand	108	19,462
11	Karnataka	129	5,557
12	Kerala	983	72,221
13	Madhya Pradesh	560	18,764
14	Maharashtra	996	30,084
15	Manipur	70	767
16	Meghalaya	33	2,679
17	Mizoram	20	880
18	Nagaland	16	1,138
19	Odisha	765	1,652
20	Punjab	-	-
21	Rajasthan	1,005	41,202
22	Sikkim	-	-
23	Tamil Nadu	1,117	49,148
24	Telangana	409	17,569
25	Tripura	121	5,258
26	Uttar Pradesh	2,512	1,11,130
27	Uttarakhand	144	4,200
28	West Bengal	-	-
29	A & N Islands	10	153
30	Chandigarh	2	80
31	Dadra and Nagar Haveli and Daman and Diu	19	664
32	Delhi	-	-
33	Jammu and Kashmir	71	2,717
34	Ladakh	-	-
35	Lakshadweep	6	262
36	Puducherry	-	-
All India		12,050	5,31,090

APPENDIX-15 ANTI SABOTAGE TEAMs (AST) / CHECK TEAMs / BOMB DETECTION AND BOMB DISPOSAL SQUADs IN CAPFs

AS ON 01.01.2022

SL. NO.	CENTRAL ARMED POLICE FORCE & SPECIALISED FORCE	NUMBER OF ANTI SABOTAGE TEAMs (AST) / CHECK TEAMs / BOMB DETECTION AND BOMB DISPOSAL SQUADs
(1)	(2)	(3)
1	Assam Rifles	NA
2	Border Security Force	-
3	Central Industrial Security Force	48
4	Central Reserve Police Force	177
5	Indo-Tibetan Border Police	17
6	National Disaster Response Force	NA
7	National Security Guard	14
8	Railway Protection Force	20
9	Sashastra Seema Bal	6
TOTAL		282

APPENDIX-16 NUMBER OF ANIMALS IN THE CENTRAL INVESTIGATION AGENCIES & OTHER CENTRAL POLICE ORGANIZATIONS (CPOs)

AS ON 01.01.2022

SL. NO.	CENTRAL INVESTIGATION AGENCIES & OTHER CENTRAL POLICE ORGANIZATIONS (CPOs)	TRACKER DOGS	SNIFFER DOGS	HORSES	CAMELS	ANY OTHER	TOTAL
(1)	(2)	(3)	(4)	(5)	(6)	(7)	(8)
1	Bureau of Police Research & Development (BPR&D)	0	0	0	0	0	0
2	Central Bureau of Investigation (CBI)	NA	NA	NA	NA	NA	0
3	Directorate of Coordination Police Wireless (DCPW)	0	0	0	0	0	0
4	National Crime Records Bureau (NCRB)	0	0	0	0	0	0
5	North Eastern Police Academy (NEPA)	0	0	9	0	0	9
6	National Investigation Agency (NIA)	0	0	0	0	0	0
7	Sardar Vallabhbhai Patel National Police Academy (SVP-NPA)	0	0	54	0	0	54
TOTAL		0	0	63	0	0	63

APPENDIX-17 BUDGET & EXPENDITURE OF CENTRAL INVESTIGATION AGENCIES & OTHER CENTRAL POLICE ORGANIZATIONS (CPOs) (FIGURES IN CRORE OF ₹)

AS ON 01.01.2022

SL. NO.	CENTRAL INVESTIGATION AGENCIES & OTHER CENTRAL POLICE ORGANIZATIONS (CPOs)	FINANCIAL YEAR		FINANCIAL YEAR	
		2020 - 2021 (REVISED)		2021 - 2022 (TENTATIVE)	
		TOTAL BUDGET	TOTAL EXPENDITURE	TOTAL BUDGET	TOTAL EXPENDITURE
(1)	(2)	(3)	(4)	(5)	(6)
1	Bureau of Police Research & Development (BPR&D)	123.96	112.80	101.85	74.65
2	Central Bureau of Investigation (CBI)	807.83	783.61	825.85	592.08
3	Directorate of Coordination Police Wireless (DCPW)	80.93	73.54	102.19	9.96
4	National Crime Records Bureau (NCRB)	49.67	47.34	52.46	48.16
5	North Eastern Police Academy (NEPA)	38.12	30.31	62.18	2.78 (Expenditure till 5/5/2022)
6	National Investigation Agency (NIA)	172.48	161.72	195.18	181.60
7	Sardar Vallabhbhai Patel National Police Academy (SVP-NPA)	106.69	106.67	144.62	143.50
TOTAL		1,379.68	1,315.99	1,484.33	1,049.95

APPENDIX-18 ACTUAL STRENGTH OF VEHICLES AVAILABLE WITH CENTRAL INVESTIGATION AGENCIES & OTHER CENTRAL POLICE ORGANIZATIONS (CPOs)

AS ON 01.01.2022

SL. NO.	CENTRAL INVESTIGATION AGENCIES & OTHER CENTRAL POLICE ORGANIZATIONS (CPOs)	HEAVY DUTY	MEDIUM DUTY	LIGHT DUTY	THREE WHEELERS	TWO WHEELERS	SPECIAL PURPOSE VEHICLES	TOTAL NUMBERS OF VEHICLES
(1)	(2)	(3)	(4)	(5)	(6)	(7)	(8)	(9)
1	Bureau of Police Research & Development (BPR&D)	10	7	28	-	15	1	61
2	Central Bureau of Investigation (CBI)	11	-	606	-	457	-	1,074
3	Directorate of Coordination Police Wireless (DCPW)	1	-	6	-	38	-	45
4	National Crime Records Bureau (NCRB)	-	2	9	-	4	-	15
5	North Eastern Police Academy (NEPA)	9	5	18	-	5	-	37
6	National Investigation Agency (NIA)	-	8	144	-	104	-	256
7	Sardar Vallabhbhai Patel National Police Academy (SVP-NPA)	8	8	31	-	20	4	71
TOTAL		39	30	842	-	643	5	1,559

APPENDIX-19 FAMILY QUARTERS AVAILABLE WITH CENTRAL INVESTIGATION AGENCIES & OTHER CENTRAL POLICE ORGANIZATIONS (CPOs)

AS ON 01.01.2022

SL. NO.	CENTRAL INVESTIGATION AGENCIES & OTHER CENTRAL POLICE ORGANIZATIONS (CPOs)	FAMILY QUARTERS FOR			
		DY. SP & ABOVE	ASI TO INSPECTOR	CONSTABLE & HEAD CONSTABLE	TOTAL
(1)	(2)	(3)	(4)	(5)	(6)
1	Bureau of Police Research & Development (BPR&D)	49	52	113	214
2	Central Bureau of Investigation (CBI)	268	386	873	1,527
3	Directorate of Coordination Police Wireless (DCPW)	10	180	210	400
4	National Crime Records Bureau (NCRB)	-	-	-	-
5	North Eastern Police Academy (NEPA)	20	42	156	218
6	National Investigation Agency (NIA)	97	239	198	534
7	Sardar Vallabhbhai Patel National Police Academy (SVP-NPA)	30	48	272	350
TOTAL		474	947	1,822	3,243

**APPENDIX-20 EXPENDITURE ON HOUSING OF CPOs IN THE FINANCIAL YEAR 2020-2021 (REVISED)
(₹ IN CRORE)**

AS ON 01.01.2022

SL. NO.	CENTRAL INVESTIGATION AGENCIES & OTHER CENTRAL POLICE ORGANIZATIONS (CPOs)	TOTAL EXPENDITURE BY POLICE HOUSING CORPORATIONS
(1)	(2)	(3)
1	Bureau of Police Research & Development (BPR&D)	3.29
2	Central Bureau of Investigation (CBI)	NA
3	Directorate of Coordination Police Wireless (DCPW)	0
4	National Crime Records Bureau (NCRB)	0
5	North Eastern Police Academy (NEPA)	0
6	National Investigation Agency (NIA)	0
7	Sardar Vallabhbhai Patel National Police Academy (SVP-NPA)	4.23
	TOTAL	7.52

APPENDIX-21 EXPENDITURE ON HOUSING OF CPOs IN THE FINANCIAL YEAR 2021-2022 (TENTATIVE)
(₹ IN CRORE)

AS ON 01.01.2022

SL. NO.	CENTRAL INVESTIGATION AGENCIES/OTHER POLICE ORGANISATIONS (CPOs)	TOTAL EXPENDITURE BY POLICE HOUSING CORPORATIONS
(1)	(2)	(3)
1	Bureau of Police Research & Development (BPR&D)	3.26
2	Central Bureau of Investigation (CBI)	NA
3	Directorate of Coordination Police Wireless (DCPW)	0
4	National Crime Records Bureau (NCRB)	0
5	North Eastern Police Academy (NEPA)	0
6	National Investigation Agency (NIA)	0
7	Sardar Vallabhbhai Patel National Police Academy (SVP-NPA)	4
TOTAL		7.26



Bureau of Police Research & Development
Ministry of Home Affairs, Government of India
NH-48, Mahipalpur, New Delhi-110037

011-26781311

 officialBPRDIndia

 BPRDIndia

 Bureau of Police Research & Development India

 bprdIndia

 www.bprd.nic.in