



पुलिस संगठनों के आंकड़े

(01 जनवरी, 2023 तक)

DATA ON POLICE ORGANIZATIONS

(AS ON JANUARY 01, 2023)

पुलिस अनुसंधान एवं विकास ब्यूरो

गृह मंत्रालय, भारत सरकार

BUREAU OF POLICE RESEARCH AND DEVELOPMENT

Ministry of Home Affairs, Govt. of India



पुलिस संगठनों के आंकड़े

(01 जनवरी, 2023 तक)

DATA ON POLICE ORGANIZATIONS

(AS ON JANUARY 01, 2023)



पुलिस अनुसंधान एवं विकास ब्यूरो
गृह मंत्रालय, भारत सरकार

BUREAU OF POLICE RESEARCH AND DEVELOPMENT
Ministry of Home Affairs, Govt. of India

Disclaimer

The information published in this report has only been collected and compiled at BPR&D as per the information obtained from the Police forces of the States/UTs/CAPFs/CPOs.

However any discrepancy, if observed in this report, may be brought to the notice of Bureau for correction/updation.

©2023 BPR&D, New Delhi

Published by:

BPR&D, NH-48, Mahipal Pur, New Delhi-110037.

Printed at :

Smat Forms, 3588, G.T. Road, Old Subzi Mandi, Delhi-110007



PUBLICATION BOARD

SPECIAL PROJECTS DIVISION, BPR&D

PATRON

Shri Balaji Srivastava, IPS

Director General

GUIDANCE

Ms. Anupama Nilekar Chandra, IPS

Addl. Director General

SUPERVISION

Ms. Ruchika Rishi, IPS

Director, (SPD & NPM)

Shri S.K. Upadhyay

Dy. Director, SPD

Shri A.K. Singh

Dy. Director, (SPD & Mod)

EDITORIAL TEAM

Shri Ram Govind Ram

Senior Statistical officer, SPD

Shri Shakti Singh Tanwar

Senior Statistical officer, SPD

TECHNICAL SUPPORT TEAM

Shri Vasu Gupta

Data Entry Operator, SPD

Shri Yogesh Verma

Data Entry Operator, SPD



Special Projects Division

Special Projects Division came into existence with the inception of the BPR&D. Other than the five other Divisions of the BPR&D which have a well-defined charter, there are large areas which also engage the attention of the Government of India and State/UT police forces from time to time. Subjects such as anti-human trafficking, gender issues and those pertaining to minority and SC/ST require to be attended beyond mere academic studies of the issues involved. In addition, one of the most important requirements of an organization like the BPR&D is the Statistical Unit which collects data based on which views are formulated and conclusions arrived at. The importance of this work cannot be overstated and it was with this objective that a Special Projects Division was created in the Bureau. This Division in essence is also a repository of all other important tasks which are not dealt with by any other Division in the Bureau.

Important Publications

Major publications and programmes are as under:-

- (a) **Indian Police Journal (IPJ)** - BPR&D's flagship publication (quarterly), started in 1954. Articles on subjects like Policing, Police Administration and Management, Correctional Administration and Prison Management, Forensics, including Digital Evidence and Sharing of Good Practices and Standards among the Police Forces, are published in it.
- (b) **Data on Police Organizations** – This has been an annual publication since 1986. Data related to manpower, infrastructure, vehicles, police station, etc., in States/UTs/CPOs and CAPFs, is published in it. This data is widely used by Government agencies, NITI Aayog, MHA, etc.
- (c) **Police Vigyan Patrika** – This is BPR&D's Police Journal in Hindi (half yearly).
- (d) **Police Drill Manual** – The Police Drill Manual provides a comprehensive guide to all kinds of drills. It is published as per requirement
- (e) **Sajag Bharat & Vigilant India Magazine** – This is a fortnightly magazine of BPR&D covering major achievements of the MHA, CAPFs and CPOs.
- (f) **BPR&D News Bulletin** - It is a quarterly publication of BPR&D, that showcases all the major activities of BPR&D.



Promoting Good Practices and Standards

अमित शाह



गृह मंत्री एवं सहकारिता मंत्री
भारत सरकार



संदेश

मुझे यह जानकर प्रसन्नता हो रही है कि गत वर्ष की भाँति इस वर्ष भी पुलिस अनुसंधान एवं विकास ब्यूरो अपनी वार्षिक द्विभाषी 'डाटा ऑन पुलिस ऑर्गेनाईजेशनस (DoPO)' प्रकाशित कर रहा है।

किसी भी राष्ट्र के सुनियोजित विकास में आँकड़ों की महत्वपूर्ण भूमिका होती है। मुझे खुशी है कि केन्द्रीय तथा राज्यों व केन्द्रशासित प्रदेशों के पुलिस बलों के प्रशिक्षण, आधुनिकीकरण, अनुसंधान व आवश्यकताओं को रेखांकित करने के दृष्टिकोण से BPRD इस वर्ष भी यह रिपोर्ट प्रकाशित कर रहा है।

माननीय प्रधानमंत्री श्री नरेंद्र मोदी जी के नेतृत्व में देश के सुरक्षा बलों के सशक्तीकरण और इससे संबंधित संस्थाओं के उन्नयन के अभूतपूर्व कार्य हुए हैं। मुझे विश्वास है कि DoPO – 2023 सरकारी एजेंशियों, नीति निर्माताओं, शोधकर्ताओं व पुलिस नेतृत्व को भावी योजना बनाने व पुलिस बलों को और अधिक सक्षम करने की दिशा में उपयोगी होगा।

मैं पुलिस अनुसंधान और विकास ब्यूरो के कार्यों की सराहना करते हुए DoPO-2023 के सफल प्रकाशन की कामना करता हूँ।

(अमित शाह)

श्री बालाजी श्रीवास्तव, भा.पु.से.,
महानिदेशक, बीपीआरएंडडी



Promoting Good Practices and Standards



नित्यानन्द राय
NITYANAND RAI



सत्यमेव जयते



भारत 2023 INDIA
वसुधैव कुटुम्बकम्
ONE EARTH - ONE FAMILY - ONE FUTURE

गृह राज्य मंत्री
भारत सरकार

नार्थ ब्लॉक, नई दिल्ली - 110001

MINISTER OF STATE FOR
HOME AFFAIRS

GOVERNMENT OF INDIA

NORTH BLOCK, NEW DELHI - 110001

संदेश

यह हर्ष की बात है कि पुलिस अनुसंधान एवं विकास ब्यूरो अपना वार्षिक प्रकाशन "पुलिस संगठनों के आंकड़े" 01 जनवरी, 2023 (DoPO) का प्रकाशन कर रहा है।

एक लोकतांत्रिक समाज में, सार्वजनिक सुरक्षा और कानून एवं व्यवस्था बनाए रखने के अपने मूल उद्देश्य की प्राप्ति हेतु पुलिस व्यवस्था साक्ष्य आधारित होनी चाहिए। पुलिस को आधुनिक युग की गतिशीलता के अनुरूप स्वयं को ढालने में सक्षम होना चाहिए। इसलिए, बुनियादी ढांचे, प्रशिक्षण, अनुसंधान और अन्य संबंधित क्षेत्रों में क्षमता निर्माण की योजना बनाने के लिए पुलिस विभाग में "पुलिस संगठनों के आंकड़े" (DoPO) का प्रकाशन एक महत्वपूर्ण स्थान रखता है जिससे आमजन को बेहतर सेवा प्रदान की जा सके।

"पुलिस संगठनों के आंकड़ों" (DoPO) का प्रकाशन बीपीआरएंडडी और केंद्रीय पुलिस संगठनों/केन्द्रीय सशस्त्र पुलिस बलों के प्रमुखों तथा राज्यों एवं केंद्रशासित प्रदेशों के पुलिस संगठनों के प्रमुखों के मध्य आपसी सहयोग का सुपरिणाम है। मुझे विश्वास है कि यह प्रकाशन न केवल इसके सभी हितधारकों और लाभार्थियों की अपेक्षाओं को पूरा करेगा, बल्कि उन्हें और भी अधिक सहयोग प्रदान करेगा।

मैं पुलिस अनुसंधान एवं विकास ब्यूरो को इस वृहत कार्य को सफलतापूर्वक पूरा करने के लिए बधाई देता हूँ।

(नित्यानन्द राय)

नई दिल्ली।
07 मार्च 2024



Promoting Good Practices and Standards

75
आज़ादी का
अमृत महोत्सव

अजय कुमार मिश्रा
AJAY KUMAR MISHRA



गृह राज्य मंत्री
भारत सरकार
MINISTER OF STATE FOR
HOME AFFAIRS
GOVERNMENT OF INDIA



संदेश

मुझे यह जानकर अत्यधिक प्रसन्नता है कि पुलिस अनुसंधान एवं विकास ब्यूरो अपना वार्षिक प्रकाशन "पुलिस संगठनों के आंकड़े" 01 जनवरी, 2023 (DoPO) प्रकाशित कर रहा है।

"पुलिस संगठनों के आंकड़े" (DoPO) में राज्यों/केंद्र शासित प्रदेशों/केंद्रीय पुलिस संगठनों और केंद्रीय सशस्त्र पुलिस बलों के आंकड़े संकलित हैं। इसमें पुलिस कार्यप्रणाली के विभिन्न पहलुओं से संबंधित आंकड़े भी शामिल हैं, जैसे "पुलिस बलों में कार्मिकों की वास्तविक संख्या, प्रति व्यक्ति पुलिस", आदि। इसलिए, यह पुलिस संगठनों, सरकारी एजेंसियों, शोधकर्ताओं और शिक्षाविदों के लिए उपयोगी है।

पिछले एक दशक में, इस प्रकाशन ने हमारे पुलिस बलों के बीच लोकप्रियता हासिल की है और प्रति वर्ष इसके जारी होने का इंतजार किया जाता है। राज्यों/केंद्र शासित प्रदेशों और केंद्रीय पुलिस संगठनों से प्राप्त आंकड़ों का संग्रह और विश्लेषण एक व्यापक प्रक्रिया है, जिसमें समन्वय, सटीकता और विश्वसनीयता बनाए रखना एक महत्वपूर्ण कार्य है।

इस नवीनतम संस्करण के प्रकाशन के लिए मैं पुलिस अनुसंधान एवं विकास ब्यूरो और विशेष प्रोजेक्ट प्रभाग की टीम को अपनी शुभकामनाएं देता हूँ।

(अजय कुमार मिश्रा)

स्थान : नई दिल्ली
दिनांक : 07.03.2024



Promoting Good Practices and Standards



निशित् प्रामाणिक
NISITH PRAMANIK



गृह राज्य मंत्री
भारत सरकार
MINISTER OF STATE FOR
HOME AFFAIRS
GOVERNMENT OF INDIA


11 MAR 2024

संदेश

“पुलिस संगठनों के आंकड़े” 01 जनवरी, 2023 (DoPO) इसके सभी हितधारकों को प्रस्तुत करने के लिए पुलिस अनुसंधान एवं विकास ब्यूरो की कई पहलों में से एक है जो उन्हें पूरे देश में पुलिस प्रशासन के बारे में बुनियादी और महत्वपूर्ण आंकड़ों तक पहुंच और अंतर्दृष्टि प्रदान करता है। यह मूल्यवान आंकड़ों का स्रोत है जिसे भारत में पुलिस और पुलिस प्रशासन के संबंध में योजना बनाने, बुनियादी ढांचे के निर्माण, अनुसंधान और नीति निर्माण करने में उपयोग किया जाता है।

मुझे उम्मीद है कि पुलिस प्रशासक, योजनाकार, नीति निर्माता, शिक्षाविद और अन्य हितधारक कानून प्रवर्तन को मजबूत करने और नागरिकों को दी जाने वाली सेवाओं में सुधार हेतु ब्यूरो के इस प्रमुख प्रकाशन का उपयोग करेंगे।

मैं पुलिस अनुसंधान एवं विकास ब्यूरो को इस प्रकाशन के लिए बधाई देता हूँ और आशा करता हूँ कि भविष्य में भी ब्यूरो इसी प्रकार अपना बहुमूल्य योगदान देता रहेगा।


(निशित् प्रामाणिक)



Promoting Good Practices and Standards



निशित् प्रामाणिक
NISITH PRAMANIK



गृह राज्य मंत्री
भारत सरकार
MINISTER OF STATE FOR
HOME AFFAIRS
GOVERNMENT OF INDIA

11 MAR 2024

MESSAGE

Data on Police Organisations (DoPO) as on 01.01.2023 is one of the many initiatives of the Bureau of Police Research & Development (BPR&D) to present to all stakeholders that gives them access to and an insight into basic and vital statistics about police administration all over the country. It is a source of valuable data that can be put to diverse uses such as planning, infrastructure building, undertaking research and empirical inputs for policy making in respect of Police and Police administration in India.

I hope that police administrators, planners, policy makers, academicians and other stakeholders will utilize this flagship publication of BPR&D to strengthen law enforcement and improve services delivered to citizens.

I congratulate the BPR&D for this publication and hope that in the future too they will continue to provide their valuable contribution.

[NISITH PRAMANIK]



Promoting Good Practices and Standards

75
आज़ादी का
अमृत महोत्सव



सत्यमेव जयते



भारत 2023 INDIA
वसुधैव कुटुम्बकम्
ONE EARTH • ONE FAMILY • ONE FUTURE

अजय भल्ला, भा.प्र.से.
AJAY BHALLA, IAS

गृह सचिव
Home Secretary
भारत सरकार
Government of India
नॉर्थ ब्लॉक/North Block
नई दिल्ली/New Delhi



संदेश

पुलिस अनुसंधान एवं विकास ब्यूरो का प्रकाशन "पुलिस संगठनों के आंकड़े-2023" देश में पुलिस संबंधी आंकड़ों का एक प्रमुख संदर्भ है। वर्तमान संस्करण (01.01.2023 तक) बीपीआरएंडडी, सभी राज्यों और केंद्र शासित प्रदेशों/केंद्रीय सशस्त्र पुलिस बलों/केंद्रीय पुलिस संगठनों के प्रमुखों द्वारा किए गए सहयोगात्मक प्रयासों का परिणाम है।

2. प्रभावी पुलिसिंग के लिए निर्णय लेने और योजना बनाने के लिए विश्वसनीय जानकारी का उपलब्ध होना महत्वपूर्ण है। इस प्रकाशन में, बीपीआरएंडडी ने आंकड़ों की सटीकता और विश्वसनीयता सुनिश्चित करने पर जोर दिया है। मुझे उम्मीद है कि यह प्रकाशन उन सभी हितधारकों के लिए बहुत उपयोगी होगा, जो देश में कानून एवं व्यवस्था बनाए रखने के लिए प्रभावी तंत्र सुनिश्चित करने की दिशा में कार्य कर रहे हैं।

3. मैं "पुलिस संगठनों के आंकड़े -2023" संस्करण में इन वृहत और महत्वपूर्ण आंकड़ों को संकलित करने के लिए पुलिस अनुसंधान एवं विकास ब्यूरो को हार्दिक बधाई देता हूँ।

अजय भल्ला
03/04/24
(अजय भल्ला)

स्थान :- नई दिल्ली ।
दिनांक:- 03.04.2024



Promoting Good Practices and Standards



अजय भल्ला, भा.प्र.से.
AJAY BHALLA, IAS



गृह सचिव
Home Secretary
भारत सरकार
Government of India
नॉर्थ ब्लॉक/ North Block
नई दिल्ली/ New Delhi




MESSAGE

The Bureau of Police Research & Development publication "Data on Police Organisations-2023" is a principal reference for Police statistics in the country. The present edition (as on 01.01.2023) is an outcome of collaborative efforts made by BPR&D, the Heads of all States and UTs/Central Armed Police Forces / Central Police Organisations.

2. Availability of reliable information is critical for decision making and planning for effective policing. In this publication, the BPR&D has given emphasis on ensuring accuracy and reliability of data. I hope the publication will be of immense use to all the stake holders, who are working towards ensuring vibrant mechanisms for maintaining law and order in the country.

3. I congratulate the Bureau of Police Research and Development for compiling this vast and vital data in the 2023 edition of Data on Police Organisations.


(Ajay Bhalla)

Place : New Delhi.
Dated : 03.04.2024



Promoting Good Practices and Standards

बालाजी श्रीवास्तव, भा.पु.से.
महानिदेशक

Balaji Srivastava, IPS
Director General

Tel. : 91-11-26781312 (O)
Email : dg@bprd.nic.in



पुलिस अनुसंधान एवम् विकास ब्यूरो
गृह मंत्रालय, भारत सरकार
राष्ट्रीय राजमार्ग-48, महिपालपुर,
नई दिल्ली-110037

Bureau of Police Research & Development
Ministry of Home Affairs, Govt. of India
National Highway-48, Mahipalpur,
New Delhi-110037

संदेश

वर्ष 1986 से प्रारंभ, 'पुलिस संगठनों के आंकड़े' 01 जनवरी, 2023 (D_oPO) पुलिस अनुसंधान एवं विकास ब्यूरो का एक प्रमुख प्रकाशन है। समय के साथ, इसमें नए आंकड़ों को शामिल किया गया है तथा नवीन रुझानों, विचारों, विश्लेषण और निष्कर्षों को भी स्थान दिया गया है। ब्यूरो ने भारत में पुलिस व्यवस्था और प्रक्रियाओं को मजबूती प्रदान करने में महत्वपूर्ण भूमिका निभाई है।

'पुलिस संगठनों के आंकड़े' (D_oPO) में प्रदान की गई प्रमुख सूचनाओं में से एक पुलिस बलों में महिलाओं की संख्या भी है। जैसा कि माननीय प्रधानमंत्री श्री नरेंद्र मोदी जी ने 'मन की बात' में उल्लेख किया था कि यह गर्व की बात है कि केंद्रीय सशस्त्र पुलिस बलों और केंद्रीय पुलिस संगठनों सहित पुलिस बलों में महिला कर्मियों का प्रतिशत पिछले कुछ वर्षों में दोगुना से अधिक हो गया है।

सभी राज्यों/केंद्रशासित प्रदेशों और सीएपीएफ/सीपीओ से प्राप्त आंकड़ों का संकलन और विश्लेषण करना एक बहुत बड़ा कार्य है। D_oPO के इस संस्करण का प्रकाशन केंद्रीय पुलिस संगठनों/केंद्रीय सशस्त्र पुलिस बलों के प्रमुखों और राज्यों एवं केंद्रशासित प्रदेशों के पुलिस संगठनों के प्रमुखों के सहयोगात्मक प्रयासों का परिणाम है।

D_oPO का वार्षिक प्रकाशन ब्यूरो का एक उल्लेखनीय योगदान है जिसका पुलिस नेतृत्व, नीति निर्माताओं, शिक्षाविदों और अन्य हितधारकों द्वारा उत्सुकता से इंतजार किया जाता है। मुझे आशा है कि यह प्रकाशन योजनाकारों, नीति निर्माताओं, शोधकर्ताओं और शिक्षाविदों के लिए समान रूप से उपयोगी साबित होगा। इसमें और सुधार हेतु सुझावों की सराहना की जाएगी।

(बालाजी श्रीवास्तव)
महानिदेशक, बीपीआरएंडडी



रुचिका ऋषि, भा.पु.से.
आई.जी. /निदेशक
(एन.पी.एम एवं एस.पी.डी.)

Ruchika Rishi, B. P. S.
IG/ Director (NPM &
S.P.D.)

Tel. : +91-11-26782027
Email dimpm@bprd.nic.in



पुलिस अनुसंधान एवं विकास ब्यूरो
गृह मंत्रालय, भारत सरकार
राष्ट्रीय राजमार्ग - 48, महिपालपुर,
नई दिल्ली-110037

Bureau of Police Research and Development
Ministry of Home Affairs, Govt. of India
National Highway-48, Mahipalpur,
New Delhi-110037



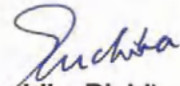
Executive Summary

The BPR&D was set up in 1970 with an aim to identify the operational requirements of police in the country and undertake a systematic study of challenges and issues in policing in a rapidly evolving society and address them by adopting good practices and standards.

Data on Police Organizations (DoPO) as on 01.01.2023 is an important annual publication of the Bureau which is a compilation of vital Police statistics of the States, Union Territories, CAPFs and CPOs. The purpose of collation of this data and placing it in the public domain is for their wider dissemination to all key stakeholders for future planning and upgradation of the Police forces.

This DoPO comprises data like sanctioned and actual strength of police forces, including CAPFs and CPOs, strength of women police in civil police, major policing indicators like police population ratio, police area ratio, population per police, area per police, transport per 100 policemen, etc. It also contains information on the reservation for SC, ST, OBCs in police force, availability of women police stations their locations Citizen Friendly Police Apps, Police Helpline, and availability of Training Academy and Training Centres. This year, some additional feature have been added to further enrich the Data on Police Organizations, like availability of CCTVs in Police Stations, sanctioned strength of CPOs, Transgender in Police Forces and Number of Drones in States/UTs Police etc.

I hope this flagship publication of the BPR&D will serve all the stakeholders in furthering their objectives and contributing towards the advancement of Police forces and enhanced service delivery to citizens.


(Ruchika Rishi)
IG/Director (SPD&NPM)



अनुज कुमार सिंह
डी.आई.जी. /उप निदेशक
(एस.पी.डी. एवं आधुनिकीकरण)

Anuj Kumar Singh
DIG/ Dy. Director (SPD/ Mod.)

Tel. : +91-11-26782184
Email: dig-spd1@bprd.nic.in
dd-mod@bprd.nic.in



पुलिस अनुसंधान एवं विकास ब्यूरो
गृह मंत्रालय, भारत सरकार
राष्ट्रीय राजमार्ग - 48, महिपालपुर,
नई दिल्ली-110037

Bureau of Police Research and Development
Ministry of Home Affairs,
Govt. of India
National Highway-48, Mahipalpur,
New Delhi-110037



ACKNOWLEDGEMENT

The Bureau of Police Research and Development has been publishing '**Data on Police Organizations**' (DoPO) to integrate important data about police forces beneficial for Police organizations, other law enforcement agencies, policy makers, scholars and citizens at large.

Data collected from States/UTs, CAPFs and CPOs is presented after analysis in a very organized manner. The information has been tabulated in different chapters with a view to facilitate easy reference to any data. The compilation and analysis of data has been the result of a humongous exercise by the team of Special Projects Division to ensure its accuracy.

I would like to express my gratitude to all the Heads of Police of States/UTs, CAPFs and CPOs for collaborating in this massive task by not only furnishing the requisite data pertaining to their States/UTs/CAPFs/CPOs but also updating the same as and when requested by the Bureau.

I hope this publication will provide useful information to planners, policy makers, researchers and academicians alike.

(Anuj Kumar Singh)
DIG/DD (SPD)



Executive Summary

Ever since the Bureau of Police Research & Development was established, the collection, collation, compilation, and publication of police-related data has been a special mandate. In 1986, the Data on Police Organizations was presented in the form of a book for the first time. Every year, certain new information was added to enrich this useful publication.

The Data on Police Organizations as on 01.01.2023 contains features like Sanctioned and Actual Strength of Police Forces, including CAPFs and CPOs, Presence of Women Police in Civil Police, Major policing indicators like Police Population Ratio, Police Area Ratio, Population Per Police Person, Area Per Police Person, Transport Per 100 Policemen, etc. It also contains information on specific affirmative provisions like the reservation for SC, ST, OBCs, Women, and Transgender in Police Forces.

There is also detailed analysis of data on India Reserve Battalion, Commando Battalion, Special Operation Group, Special Task Force, State Disaster Response Force, Citizen Friendly Police Apps, Police Helpline, and availability of Training Academy and Training Centres. This year, the additional features have been added to further enrich the Data on Police Organizations, like availability of CCTVs in Police Stations, availability of exclusive women police stations, their locations, etc.

Law & order is a State Subject, and policing falls under the jurisdiction of each State. Apart from the above, the Central Government maintains and controls policing of UTs and also maintains the specialized policing agencies in the broader category of CAPFs & CPOs for special purposes.

The Data on Police Organizations is a document that binds together information about all the Police Forces, CAPFs & CPOs, and presents to the Police leadership, policymakers, research scholars, and academia in one place. The publication of Data on Police Organizations as on 01.01.2023 is an outcome of the synergetic efforts of the Bureau and the DGs/Heads of State/UT Police Forces/CAPFs/CPOs.



INDEX

	SUBJECT	PAGE No.
CHAPTER 1	INTRODUCTION	1
	Data Collection Technique	3
	Indian Demography	4
CHAPTER 2	BASIC POLICE STATISTICS	7
	Police — Population Ratio (PPR) (Per Lakh of Population)	9
	Police — Area Ratio (PAR) (Per 100 Sq. Km. of Area)	9
	Population Per Police Person (PPP)	9
	Area Per Police Person (APP) (in Sq. Km)	9
	Transport Per 100 Police Personnel (TPP)	10
CHAPTER 3	INDIAN POLICE: HUMAN RESOURCES	15
	Strength of Police	17
	SCs/STs & OBCs in State/UT Police	22
	Women in Police	26
CHAPTER 4	POLICE BUDGET	29
	Budget & Expenditure on State/UT Police	31
	Modernization Grants	32
	Budget & Expenditure on CAPFs	34
CHAPTER 5	POLICE INFRASTRUCTURE	35
	State Police Administrative Offices	37
	Police Stations/Posts	38
	Police Commissionerates in India	38
	Transport Facilities	40
	Police Communication Facilities	41
	Police Housing	42
CHAPTER 6	OTHER DATA/INFORMATION	43
	Equipment to Facilitate Policing	45
	Police Districts Affected by Terrorism /Extremism	46
	Training and Development	48
	IPS Officers	48
	PPMG and PMG	50
	Pay Scales of Police Officers	50



TABLES

List of Tables		Page No.
TABLE 2.1.1	National Police Statistics (2018- 2022)	51
TABLE 2.1.2	Area and Population of States/UTs, Police Strength, Population Per Police Person, Area Per Police Person & Transport Per 100 Police Personnel	52
TABLE 2.1.3	Sanctioned and Actual Police - Population and Area Ratio in States/UTs	54
TABLE 3.1.1	Sanctioned (S) & Actual (A) Strength of Police Forces in States/UTs	56
TABLE 3.1.2	Sanctioned (S) & Actual (A) Strength in Different Ranks in Civil Police in States/UTs	58
TABLE 3.1.3 (A)	Sanctioned (S) & Actual (A) Strength in Different Ranks in District Armed Reserve (DAR) Police in States/UTs	62
TABLE 3.1.3 (B)	Sanctioned (S) & Actual (A) Strength in Different Ranks in Special Armed Police Battalion in States/UTs	65
TABLE 3.1.3 (C)	Sanctioned (S) & Actual (A) Strength of Different Ranks in IRB Police in States/UTs	69
TABLE 3.1.3 (D)	Actual (A) Strength of Commando Battalions in States/ UTs	73
TABLE 3.1.3 (E)	Anti Human Trafficking Unit in States/UTs	75
TABLE 3.1.4	Sanctioned (S) & Actual (A) Strength in various Ranks with Vacancies (V) of Total [Civil+ District Armed Reserve (DAR) + Armed + IRB] Police Force in States/UTs Police Force	76
TABLE 3.1.5	Officers to Field Staff Ratio of Sanctioned & Actual Strength of Police in States/UTs	80
TABLE 3.1.6	Actual Strength of Scheduled Castes Staff in States/UTs	81
TABLE 3.1.7	Actual Strength of Scheduled Tribes Staff in States/UTs	82
TABLE 3.1.8	Actual Strength of Other Backward Classes Staff in States/ UTs	83
TABLE 3.1.9	Actual Strength of Women in Civil Police in States/UTs	84
TABLE 3.1.10 (A)	Actual Strength of Women in District Armed Reserve (DAR) Police in States/UTs	86
TABLE 3.1.10 (B)	Actual Strength of Women in Special Armed Police Battalion in States/UTs	87



TABLE 3.1.10 (C)	Actual Strength of Women of Different Ranks in IRB Police in States/UTs	89
TABLE 3.1.10 (D)	Actual (A) Strength of Women of Different Ranks in Commando Battalions in States/UTs	91
TABLE 3.1.10 (E)	Number of All-Women Battalion in Police in States/UTs	93
TABLE 3.2.1	Strength of Women Police, Reservation of Women Police, Women Population Per Women Police	94
TABLE 3.2.1 (A)	Actual Strength of Transgender in Civil Police in States/UTs	96
TABLE 3.2.1 (B)	Actual Strength of Transgender in District Armed Reserve (DAR) Police In States/UTs	98
TABLE 3.2.1 (C)	Actual Strength of Transgender in Special Armed Police Battalion in States/UTs	99
TABLE 3.2.1 (D)	Actual Strength of Transgender of Different Ranks In IRB Police in States/UTs	101
TABLE 3.2.1 (E)	Actual Strength of Transgender of Different Ranks In Commando Battalions in States/UTs	103
TABLE 3.2.2	Sanctioned (S)/Actual (A) Strength in Various Ranks in Traffic Police in States/UTs	105
TABLE 3.2.3	Actual Strength of Women Police in Various Ranks in Traffic Police in States/UTs	107
TABLE 3.2.4	Sanctioned (S) & Actual (A) Strength of Special Branch Dealing with Intelligence in States/UTs	109
TABLE 3.2.5	Actual Strength of Women Police in Special Branch Dealing with Intelligence in States/UTs	111
TABLE 3.2.6	Sanctioned (S) & Actual (A) Strength of Crime Investigation Department [CID/Crime Branch (CB)] in States/UTs	112
TABLE 3.2.7	Actual Strength of Women Officers in Crime Investigation Department [CID/Crime Branch (CB)] in States/UTs	114
TABLE 3.2.8	Sanctioned (S) & Actual (A) Strength of Various Ranks in Special Operations Group Units Dealing with Insurgents/Extremists/ Terrorists in States/UTs	115
TABLE 3.2.9 (A)	Actual Strength of Women Police in Various Ranks in Special Operations Group Units Dealing with Insurgents/Extremists/ Terrorists in States/UTs	117
TABLE 3.2.9 (B)	Actual (A) Strength of Anti-Corruption Bureau (ACB)/ Vigilance Department in States/UTs	119



TABLE 3.2.9 (C)	Actual Strength of Special Task Force in States/UTs (Dealing with Organized Crime)	121
TABLE 3.2.9 (D)	Sanctioned (S) & Actual (A) Strength of Different Ranks in SDRF (Disaster Response) in States/UTs	123
TABLE 3.2.10	Sanctioned (S) and Actual (A) Strength of Gazetted and Non-Gazetted Personnel in Central Armed Police Forces (CAPFs)	125
TABLE 3.2.11	Sanctioned (S) And Actual (A) Strength Of Central Armed Police Forces (CAPFs)	126
TABLE 3.3.1	Actual Strength in Various Ranks of Women in Central Armed Police Forces (CAPFs)	129
TABLE 3.3.1 (A)	Actual Strength of Various Ranks of Transgenders in Central Armed Police Forces (CAPFs)	131
TABLE 3.3.2	Actual Strength of Scheduled Castes Staff in CAPFs	133
TABLE 3.3.3	Actual Strength of Scheduled Tribes Staff in CAPFs	134
TABLE 3.3.4	Actual Strength of Other Backward Classes Staff in CAPFs	135
TABLE 3.3.5	Actual Strength of Central Investigation Agencies & Other Central Police Organizations (CPOs)	136
TABLE 3.3.6	Actual Strength of Women in Central Investigation Agencies & Other Central Police Organizations(CPOs)	138
TABLE 3.3.6 (A)	Actual (A) Strength of Transgenders in Central Investigation Agencies & Other Central Police Organizations (CPOs)	140
TABLE 3.3.7	Actual Strength of Scheduled Castes Staff in Central Investigation Agencies & Other Central Police Organizations (CPOs)	141
TABLE 3.3.8	Actual Strength of Scheduled Tribes Staff in Central Investigation Agencies & Other Central Police Organizations (CPOs)	142
TABLE 3.3.9	Actual Strength of Other Backward Classes Staff in Central Investigation Agencies & Other Central Police Organizations (CPOs)	143
TABLE 4.1.1	Total State Budget, Budget for Police, Budget for Police Training, Police Expenditure for the Financial Year 2021-2022 (Revised) (Figures in Crore of Rupees)	144
TABLE 4.1.2	Total State Budget, Budget for Police, Budget for Police Training, Police Expenditure for the Financial Year 2022-2023 (Tentative) (Figures in Crore of Rupees)	145



TABLE 4.1.3	Increase/Decrease in Total Police Expenditure & Training Expenditure as Compared to Financial Year 2021-22 (Revised) & 2022-23 (Tentative) (Figures in Crore of Rupees)	146
TABLE 4.1.4 (A)	Modernization Grant by Central & State Govt to the Police & Utilization in the financial year 2021-22 (Revised) (Figures in Crore of Rupees)	147
TABLE 4.1.4 (B)	Modernization Grant by Central & State Govt to the Police & Utilization in the financial year 2022-23 Tentative (Figures in Crore of Rupees)	148
TABLE 4.1.5	Budget & Expenditure of CAPFs for the Financial Year 2021-22 (Revised) & 2022-23 (Tentative) (Figures in Crore of Rupees)	149
TABLE 5.1.1	Number of Police Zones, Ranges, Districts, Sub-Divisions, Circles, and Sanctioned Police Stations	150
TABLE 5.1.2	Number of Sanctioned (S) and Actual (A) Police Stations (Rural, Urban & Special Purpose Police Stations) in States/UTs	151
TABLE 5.1.3	Number of Sanctioned (S) and Actual (A) Police Outposts (Rural, Urban & Railway) in States/UTs	152
TABLE 5.1.4	Actual Number of Special Purpose Police Stations in States/UTs	153
TABLE 5.1.5	Police Commissionerate System in India	155
TABLE 5.1.5 (A)	Sanctioned (S) Strength of Civil Police in Metro Cities having Police Commissionerate System	156
TABLE 5.1.5 (B)	Sanctioned (S) Strength of District Armed Reserve (DAR) Police in Metro Cities having Police Commissionerate System	158
TABLE 5.1.5 (C)	Sanctioned (S) Strength of Armed Police in Metro Cities having Police Commissionerate System	160
TABLE 5.1.6	Vehicles available With States/UTs Police	162
TABLE 5.1.6(A)	Number of Special Vehicles available With States/UTs	164
TABLE 5.1.7	Transport Resources Per 100 Police Personnel	165
TABLE 5.1.8	Actual Strength of Vehicles available With CAPFs	166
TABLE 5.1.8(A)	Number of Special Purpose Vehicles available with CAPFs	167
TABLE 5.1.9	Number of Police Stations Having/Not Having Vehicles, Telephones & Wireless/Mobiles in States/UTs	168



TABLE 5.1.10	Family Quarters available for Officers of the rank of Dy. SP & Above, ASIs to Inspectors, Constables & Head Constables in States/UTs	169
TABLE 5.2.1	Family Quarters available for Officers of the rank of ASST. Commandant and above, ASIs to Subedar Major, Constable & Head Constable in CAPFs	170
TABLE 5.2.1(A)	Expenditure on CAPFs Housing Corporation in Financial Year 2021 — 2022 (Revised) (Rupees in Crore)	171
TABLE 5.2.1 (B)	Expenditure on CAPFs Housing Corporation in Financial Year 2022 — 2023 (Tentative)(Rupees in Crore)	172
TABLE 5.2.2 (A)	Expenditure by Police Housing Corporations in Financial Year 2021-22 Revised (Rupees in Crore)	173
TABLE 5.2.2 (B)	Expenditure by Police Housing Corporations in Financial Year 2022-23 Tentative(Rupees in Crore)	174
TABLE 5.2.3	Police Offices Operated from Government/Hired Buildings	175
TABLE 6.1.1	Number of Forensic Science Laboratories/Mobile Forensic Science Vans available with States/UTs	176
TABLE 6.1.1 (A)	Sanctioned (s)/ Actual (A) Strength of Different Ranks in State FSLs	177
TABLE 6.1.1 (B)	Sanctioned (s) & Actual (a) Strength of Different Ranks in Regional FSLs	180
TABLE 6.1.1 (C)	Sanctioned (s) / Actual (a) Strength of Different Ranks in State FU/DMFU	183
TABLE 6.1.2	Number of Servers, Computers, Laptops available with States/UTs Police	186
TABLE 6.1.2(A)	Number of Servers, Computers, Laptops & Printers with Central Armed Police Forces (CAPFs)	187
TABLE 6.1.3	Number of CCTV Cameras, Speed Guns & Breath Analyzers available with States/UTs Police	189
TABLE 6.1.4	Number of Animals in the States/UTs Police	190
TABLE 6.1.5	Number of Animals in the CAPFs	191
TABLE 6.1.6	Number of Actual/Existing (Rural + Urban + Special Purpose) Police Stations Installed With CCTVs Camera in States/UTs	192
TABLE 6.1.7	Number of Companies of Central Armed Police Forces (BSF, CRPF, CISF, ITBP, etc.) Deployed In The States/UTs for over Six Months during Calendar Year 2022	193



TABLE 6.1.8	Number of Police Personnel Directly Recruited/Inducted in States/UTs during the Calendar Year 2022	194
TABLE 6.1.9	Number of Police Personnel Directly Recruited/Inducted in CAPFs during the Calendar Year 2022	197
TABLE 6.1.10	Number of Newly Recruited Police Personnel Trained in States/UTs during the Calendar Year 2022 (Tentative)	199
TABLE 6.2.1	Number of Directly Recruited/Inducted CAPFs Personnel Trained during the Calendar Year 2022 (Tentative)	202
TABLE 6.2.2	Statistics Regarding IPS Officers (Tentative)	204
TABLE 6.2.3	Data regarding Women Helpdesk set up in Police Stations	205
TABLE 6.2.4	State/UT wise Number of Women Police Stations and their location	206
TABLE 6.2.5	Details of Police Medals for Gallantry awarded to Police Personnel of States/UTs/CAPFs/CPOs, etc., during 2022	221
Appendix 1	States/UTs-wise Training Institutes in India	223
Appendix 2	CAPFs-wise Training Institutes in India	237
Appendix 3	States/UTs-wise Pay Scales from the rank of Constable to Dy. Superintendent of Police	245
Appendix 4	CAPF-wise Pay Scales from the rank of Constable to ASST. Commandant	247
Appendix 5	States/UTs - Wise Terrorism/Extremism Affected Police Districts during the Calendar Year 2022	248
Appendix 6	Central Investigation Agency & Other Central Police Organizations (CPOs) wise Training Institutes in India	249
Appendix 7	Central Investigation Agencies & Other Central Police Organizations (CPOs) wise Pay Scales from the rank of Constable to Dy. Superintendent of Police	251
Appendix 8	Number of Cyber Cell(s), Woman Cell(s) & Social Media Monitoring Cell(s) in States/UTs	252
Appendix 9	Anti Sabotage Team (AST) / Check Team / Bomb Detection And Bomb Disposal Squad in States/UTs	253
Appendix 10	Number and Name of Police Apps for Citizens in States/UTs	254
Appendix 11	States/UTs-Wise Police Universities in India	257
Appendix 12	Police Helpline Numbers in States/UTs	258
Appendix 13	Police Bands in States/UTs	265



Appendix 14	Number of Student Police Cadets (SPC) Project Schools & Student Police Cadets (SPC) in States/UTs	266
Appendix 15	Anti Sabotage Teams (AST) / Check Teams / Bomb Detection and Bomb Disposal Squads in CAPF	267
Appendix 16	Number of Animals in the Central Investigation Agencies & Other Central Police Organizations (CPOs)	268
Appendix 17	Budget & Expenditure of Central Investigation Agencies & Other Central Police Organizations (CPOs) (Figures in Crore of Rupees)	269
Appendix 18	Actual Strength of Vehicles Available with Central Investigation Agencies & Other Central Police Organizations (CPOs)	270
Appendix 19	Family Quarters available with Central Investigation Agencies & Other Central Police Organizations (CPOs)	271
Appendix 20	Expenditure on Housing of CPOs in the Financial Year 2021-22 (Revised) (Rupees in crore)	272
Appendix 21	Expenditure on Housing of CPOs in the Financial Year 2022-23 (Revised) (Rupees in crore)	273
Appendix 22	Data Regarding CCTV Cameras In States/UTs	274
Appendix 23	Number of Drones available with States/UTs Police	275
Appendix 24	Number of Drones available with Central Armed Police Force & Specialised Force (CAPFs)	276
Appendix 25	Number of Drones available with Central Police Organizations (CPOs)	277



GLOSSARY

SI.No.	ABBREVIATION	FULL FORM
1	A	ACTUAL
2	A & N ISLANDS	ANDAMAN & NICOBAR ISLANDS
3	ADDL. DGP	ADDITIONAL DIRECTOR GENERAL OF POLICE
4	AIGP	ASSISTANT INSPECTOR GENERAL OF POLICE
5	APP	AREA PER POLICE PERSON
6	ARSI	ARMED RESERVE SUB INSPECTOR
7	ASI	ASSISTANT SUB INSPECTOR
8	AST	ANTI SABOTAGE TEAM
9	BPR&D	BUREAU OF POLICE RESEARCH & DEVELOPMENT
10	BSF	BORDER SECURITY FORCE
11	CAPF	CENTRAL ARMED POLICE FORCE
12	CBI	CENTRAL BUREAU OF INVESTIGATION
13	CCTV	CLOSED CIRCUIT TELEVISION
14	CID	CRIME INVESTIGATION DEPARTMENT
15	CISF	CENTRAL INDUSTRIAL SECURITY FORCE
16	CPO	CENTRAL POLICE ORGANIZATION
17	CRPF	CENTRAL RESERVE POLICE FORCE
18	D & N HAVELI & D & D	DADRA & NAGAR HAVELI AND DAMAN AND DIU
19	DAR	DISTRICT ARMED RESERVE
20	DCPW	DIRECTORATE OF COORDINATION POLICE WIRELESS
21	DGP	DIRECTOR GENERAL OF POLICE
22	DIG	DEPUTY INSPECTOR GENERAL OF POLICE
23	DoPO	DATA ON POLICE ORGANIZATION
24	Dy SP	DEPUTY SUPERINTENDENT OF POLICE
25	ERSS	EMERGENCY RESPONSE SUPPORT SYSTEM
26	FSL	FORENSIC SCIENCE LABORATORY
27	GO	GAZETTED OFFICER
28	HC	HEAD CONSTABLE
29	IGP	INSPECTOR GENERAL OF POLICE
30	IRB	INDIAN RESERVE BATTALION
31	ITBP	INDO-TIBETAN BORDER POLICE
32	MFSV	MOBILE FORENSIC SCIENCE VAN
33	MHA	MINISTRY OF HOME AFFAIRS
34	MPV	MINE PROTECTED VEHICLE
35	NA	NOT AVAILABLE



36	NCRB	NATIONAL CRIME RECORDS BUREAU
37	NDPS	NARCOTIC DRUGS AND PSYCHOTROPIC SUBSTANCE
38	NDRF	NATIONAL DISASTER RESPONSE FORCE
39	NEPA	NORTH EASTERN POLICE ACADEMY
40	NIA	NATIONAL INVESTIGATION AGENCY
41	NP	NOT PROVIDED
42	NSG	NATIONAL SECURITY GUARD
43	OBCs	OTHER BACKWARD CLASSES
44	PAR	POLICE AREA RATIO
45	PCR	POLICE CONTROL ROOM
46	PMG	POLICE MEDAL FOR GALLANTRY
47	PPMG	PRESIDENT'S POLICE MEDAL FOR GALLANTRY
48	PPP	POPULATION PER PERSON
49	PPR	POLICE POPULATION RATIO
50	RGI	REGISTRAR GENERAL OF INDIA
51	RI	RESERVE INSPECTOR
52	RPF	RAILWAY PROTECTION FORCE
53	RSI	RESERVE SUB INSPECTOR
54	S	SANCTIONED
55	SCs	SCHEDULED CASTES
56	SCRB	STATE CRIME RECORDS BUREAU
57	SDRF	STATE DISASTER RESPONSE FORCE
58	SI	SUB INSPECTOR
59	SIT	SPECIAL INVESTIGATION TEAM
60	SOI	SURVEY OF INDIA
61	SOS	SAVE OUR SOULS
62	SP	SUPERINTENDENT OF POLICE
63	SPC	STUDENT POLICE CADET
64	SSB	SASHASTRA SEEMA BAL
65	SSP	SENIOR SUPERINTENDENT OF POLICE
66	STs	SCHEDULED TRIBES
67	STF	SPECIAL TASK FORCE
68	SVP NPA	SARDAR VALLABHBHAI PATEL NATIONAL POLICE ACADEMY
69	TPP	TRANSPORT PER POLICE PERSONNEL
70	UT	UNION TERRITORY
71	V	VACANCY
72	WPWP	WOMEN POPULATION PER WOMEN POLICE

CHAPTER : 1

INTRODUCTION



Introduction

SECTION I: DATA COLLECTION TECHNIQUE

This section provides information regarding the purpose of publication, user guide to Indian Police Statistics, data source and quality, statistical tools, the procedure of data collection, limitations, and implications.

PURPOSE OF THE PUBLICATION:

The Bureau of Police Research & Development has been publishing the “Data on Police Organizations” in India since 1986, annually. From time to time, some of the essential features like women police, police expenditure, constabulary ratio, transport facilities, communication facilities, representation of SCs/STs, and police training institutes were added.

In this publication, dimensions like the infrastructure of CAPFs (vehicle availability, family quarters, training institutions, tracker and sniffer dogs, and pay scales), Gender-wise data on Police Forces, District Armed Reserve Police, Senior Supervisory Officers, Immediate Supervisory Officers, and Field Staff Ratio, Data of Women Police, Sanctioned and Actual Strength of SCs/STs and OBCs have been added.

This issue of “Data on Police Organizations” in India, as on 01.01.2023, will be more beneficial for the users, especially for the policymakers, police officers, researchers, academicians, police administrators, and other stakeholders.

DATA COLLECTION PROCEDURE:-

“Data on Police Organizations” in India (DoPO) has been prepared based on the data provided by the States/UTs, CAPFs, and other Central Police Organizations. Further, data have also been obtained from the Registrar General of India (RGI) and the Survey of India.

STATISTICAL TOOLS:-

Statistical methods involved in carrying out the study include planning, designing, collecting data, analyzing, drawing meaningful interpretation, and reporting the findings.



PRESENTATION OF DATA:-

Data is collected in a raw format. Therefore, it has been summarized, processed, analyzed, and presented in charts and tables to make it more meaningful. However, even in this format, there are inherent difficulties in its understanding.

The graph is a very effective visual tool. It displays data at a glance, facilitates comparison, reveals trends and relationships within the data, such as changes over time, frequency distribution and correlation, etc. Bar graphs, Pie charts, and other statistical tools have been used.

DATA LIMITATIONS:-

DoPO has been prepared based on data provided by the States/UTs/CAPFs and other Police Organizations.

Police structures in different States/UTs, CAPFs, and CPOs are not uniform. In a few cases, States/UTs have not provided complete data; therefore, it has been mentioned as (NA) which denotes “Not Available”, (NP) denotes “Not Provided”, whereas (-) denotes “Zero” in the relevant Tables. Wherever appropriate, data of the previous year has been incorporated for the sake of comparison.

SECTION II: INDIAN DEMOGRAPHY

- Male & Female Population
- Geographical Area

This section depicts the information/data of States/UTs regarding demography, containing the country’s male-female population and geographical area.

MALE & FEMALE POPULATION

Demography is the statistical study of populations. At a glance, it analyzes living population, i.e., human changes over time and space in response to birth, migration, aging, death, etc.

Its analysis covers entire society or groups defined by education, nationality, religion, ethnicity, etc. Demographic studies also analyze the relationships between economic, social, cultural, and biological processes influencing the population.

The total population of India, as on 01.10.2022, as provided by the Registrar General of India and the Census Commissioner of India, is 138.28 crore, approx., comprising 71.05 crore males and 67.23 crore females.



Among the States, Uttar Pradesh, with a population of more than 23.47 crore, is the most populous state in the country, followed by Bihar, with a population of 12.60 crore.

Among the Union Territories, Delhi, with a population of more than 2.12 crore, is the most populous UT in the country, followed by J&K, with a population of 1.36 crore.

GEOGRAPHICAL AREA

The total geographical area of the country is 32,87,470 Sq. Km, approximately. In terms of geographical area, the largest state in India is Rajasthan, with an area of 3,42,239 Sq. Km. and the smallest is the UT of Lakshadweep, with an area of 30 Sq. Km.

CHAPTER : 2

**BASIC POLICE
STATISTICS**



Basic Police Statistics

The basic police data is a compilation of information on sanctioned/actual strength of Civil, District Armed Reserve Police & State Special Armed Police, Population Per Police Person (PPP), i.e., Police - Population Ratio (PPR), Area Per Police Person (APP), number of Police Zones, Ranges, Districts, Circles, Police Stations, Police Posts and number of Special Armed Police Battalions in the country.

An analysis of the national data on police over the last five years (Table No - 2.1.1) provides the percentage of changes with respect to the preceding years from 2018 to 2022.

POLICE - POPULATION RATIO (PPR) (PER LAKH OF POPULATION)

Police per lakh of Population Ratio (PPR) against the total sanctioned Police strength (Civil + DAR + Special Armed + IRB) during the year 2022 is 196.88 as compared to 196.23 in the previous year. The highest ratio is 1,263.18 in A&N Islands (Table No - 2.1.3).

POLICE - AREA RATIO (PAR) (PER 100 SQ. KM. OF AREA)

Police per 100 Sq. Km. of Area Ratio (PAR) against the total sanctioned Police strength (Civil + DAR + Special Armed + IRB) during the year 2022 is 82.82 as compared to 81.80 in the previous year. The highest ratio is 6,355.63 in Delhi (Table No-2.1.3).

POPULATION PER POLICE PERSON (PPP)

Population Per Police Person against the total sanctioned Police strength (Civil + DAR + Special Armed+ IRB) during the year 2022 is 507.92 as compared to 509.62 in the previous year. The highest ratio is 876.79 in Dadra and Nagar Haveli and Daman and Diu (Table No-2.1.2).

AREA PER POLICE PERSON (APP) (IN SQ. KM)

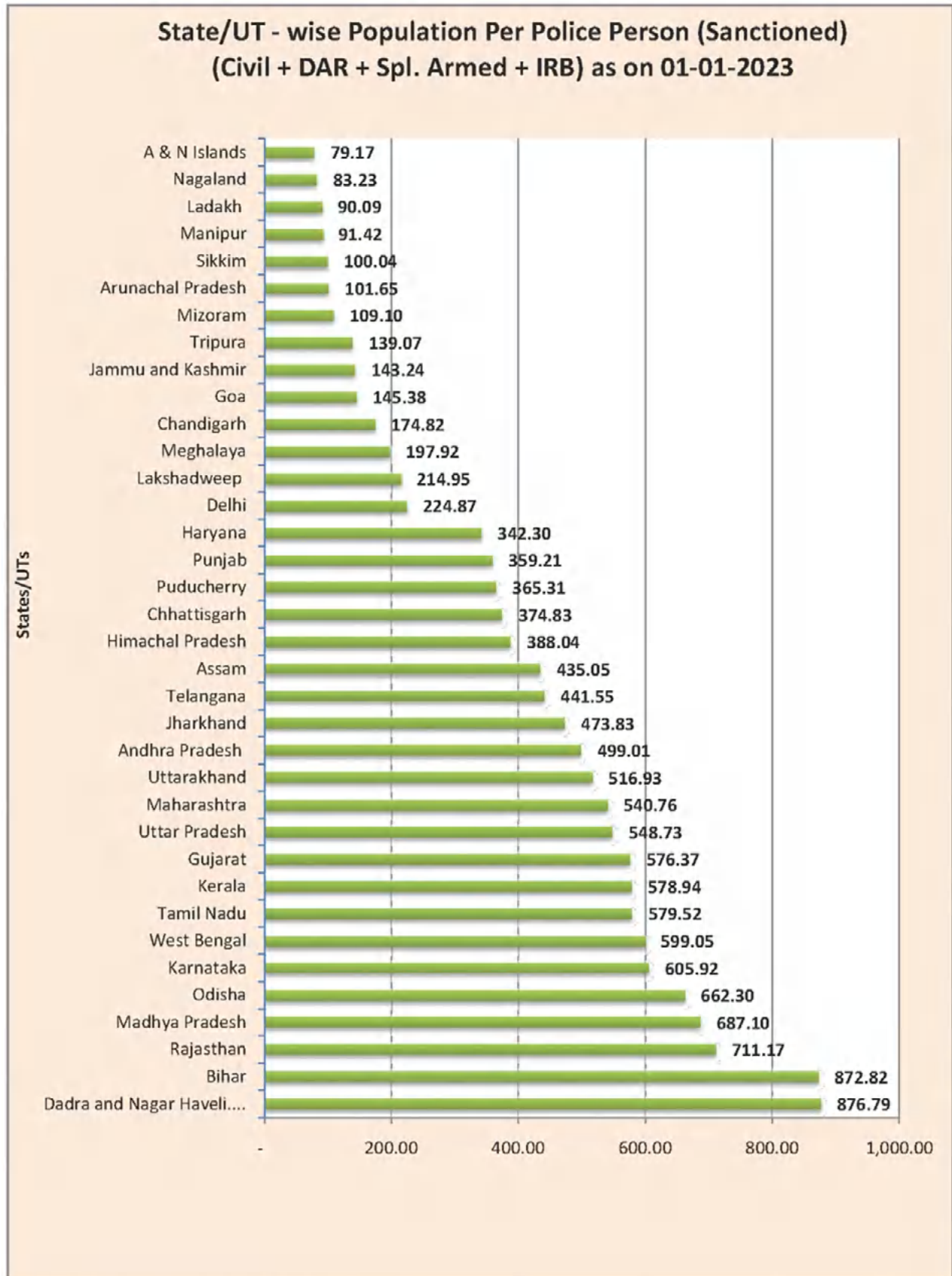
Area Per Police Person (in Sq. Km) against the total sanctioned Police strength (Civil + DAR + Special Armed+ IRB) during the year 2022 is 1.21, compared to 1.22 in the previous year. The highest ratio is 50.65 in Ladakh (Table No-2.1.2).

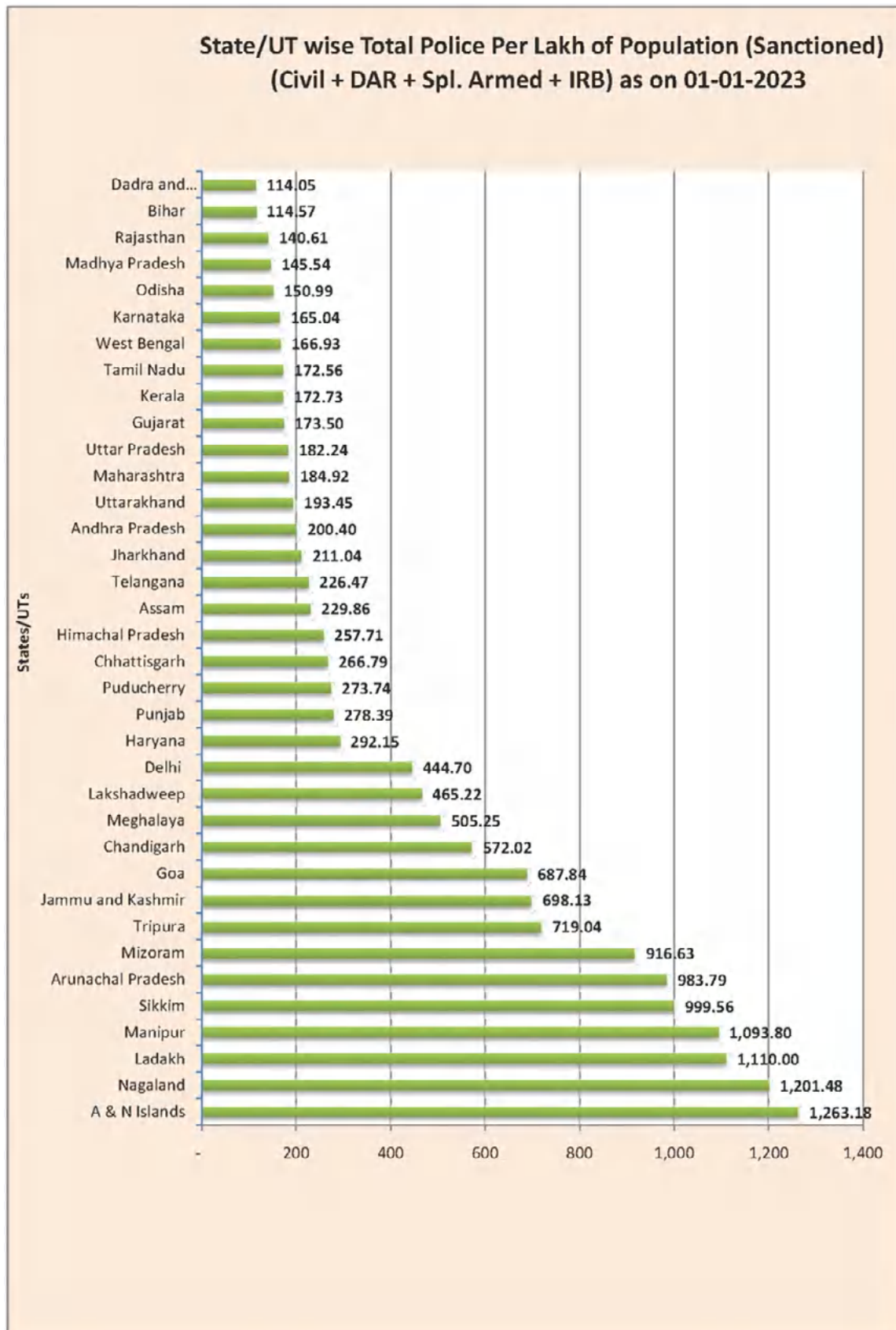


TRANSPORT PER 100 POLICE PERSONNEL(TPP)

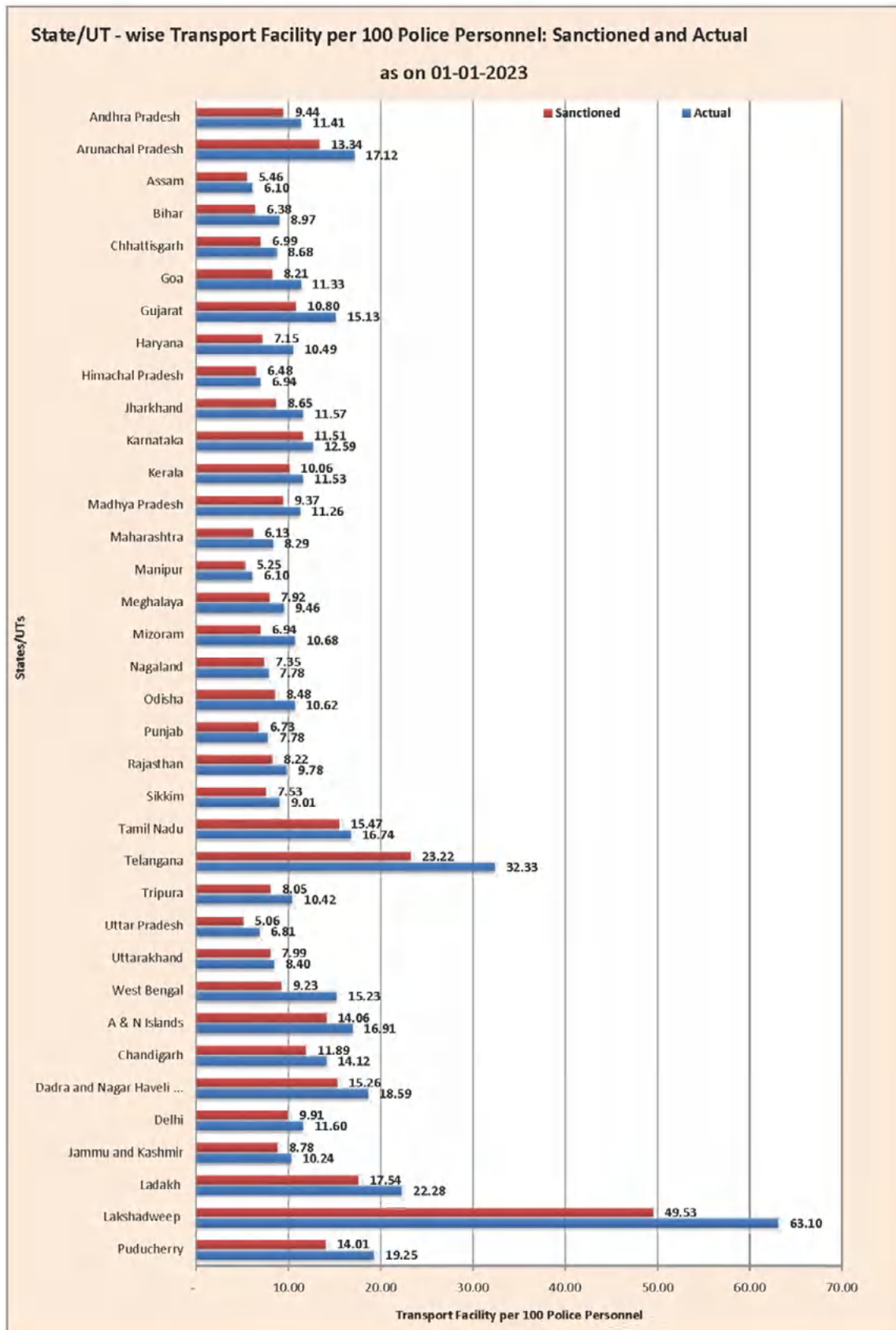
Transport per 100 Police Personnel against the total sanctioned Police strength (Civil+ DAR+ Special Armed+ IRB) during the year 2022 is 8.63 as compared to 8.01 in the previous year. The highest ratio is 49.53 in Lakshadweep. However, actual availability during the year 2022 is 10.98 (Table No-2.1.2).

State/UT-wise Population Per Police Person (PPP), State/UT-wise total Police Per Lakh of Population, State/UT-wise Area in Sq. Km. Per Police Person (APR) & State/UT-wise Transport Resources Per 100 Police Personnel (TPP) are shown at the end of this section.









CHAPTER : 3

**INDIAN POLICE:
HUMAN RESOURCES**



Indian Police: Human Resources

SECTION I : STRENGTH OF POLICE

This section provides information on sanctioned and actual strength of Civil Police, District Armed Reserve Police, State Special Armed Police and the total strength of Police. Rank-wise sanctioned and actual strength of Police Forces of States/UTs and CAPFs have been provided. Officers to Field Staff Ratio (Teeth to Tail Ratio) has been computed for sanctioned and actual police strength of States/UTs. Efforts have been made to provide rankwise sanctioned and actual strength of Traffic Police, Special Branch, CID/Crime Branch and Special Police Units.

SANCTIONED STRENGTH

Data on the sanctioned strength of State Police Forces indicate that out of 27.23 lakh of the total police force in the country, 18.34 lakh are Civil Police, 3.26 lakh are District Armed Reserve Police and the remaining 3.95+1.68 (IRBn) lakh, are State Special Armed Police. The total sanctioned strength is the highest in Uttar Pradesh (4.28 lakh), followed by Maharashtra (2.33 lakh).

The sanctioned strength of Civil Police is the highest in Uttar Pradesh (3.28 lakh), followed by Maharashtra (1.96 lakh).

The sanctioned strength of the District Armed Reserve Police is the highest in UP (55,658), followed by Bihar (51,196).

The sanctioned strength of the State Special Armed Police is the highest in Uttar Pradesh (43,161), followed by Assam (38,415) (Table No-3.1.1).



ACTUAL STRENGTH

Data on the actual strength of total State Police Forces indicates that out of 21.41 lakh of the total police forces in the country, 14.31 lakh are Civil Police, 2.39 lakh District Armed Police and the remaining 3.32+1.40(IRBn) lakh are the State Special Armed Police. The actual strength is the highest in Uttar Pradesh (3.18 lakh), followed by Maharashtra (1.72 lakh).

The actual strength of the Civil Police is the highest in Uttar Pradesh (2.46 lakh), followed by Maharashtra (1.39 lakh).

The actual strength of the District Armed Reserve Police is the highest in Bihar (43,936), followed by Tamil Nadu (31,132).

The actual strength of the State Special Armed Police is the highest in Uttar Pradesh (51,275), followed by Assam (34,763) (Table No-3.1.1).

VACANCY POSITION IN POLICE FORCE

There is a vacancy of (63,078+28,552 IRBn) Police personnel in the State Special Armed Police forces, against (3,94,920+ 1,68,257 IRBn) sanctioned posts, 86,865 vacancies in the District Armed Reserve Police force, against 3,25,713 sanctioned posts and 4,02,869 vacancies in the Civil Police as against 18,33,779 sanctioned posts. The overall vacancy comes to 5,81,364 against the total sanctioned strength (Civil, DAR, Special Armed and IRBn) of 27,22,669 at the national level (Table No-3.1.1).

STRENGTH OF TRAFFIC POLICE

There are 84,492 police personnel actually deployed on traffic duties against the sanctioned strength of 1,14,996. The highest number is 14,017 in U.P (Table No-3.2.2).

STRENGTH OF SPECIAL BRANCH DEALING WITH INTELLIGENCE

There are 37,641 Police personnel actually deployed in the Special Branch against the sanctioned strength of 52,116. The highest number is 4,315 in U.P (Table No- 3.2.4).



STRENGTH OF CID/CRIME BRANCH

16,859 Police personnel are actually deployed in CID/Crime Branch against the sanctioned strength of 26,122. The highest number deployed is 1,946 in Tamil Nadu (Table No- 3.2.6).

STRENGTH OF SPECIAL POLICE UNITS

There are 33,889 Police personnel actually deployed in Special Police Units against the sanctioned strength of 39, 224. The highest number is 7,814 in Maharashtra (Table No -3.2.8).

STRENGTH OF CENTRAL ARMED POLICE FORCES (CAPFs)

The CRPF assists the State governments in maintenance of Law and Order and performs various internal security duties. BSF, ITBP, Assam Rifles and SSB are border guarding forces, but they also provide need based assistance to the civil administration for maintenance of law and order and internal security.

The total sanctioned strength of CAPFs is 11,19,307 out of which 19,982 are Gazetted, and 10,99,325 are Non-Gazetted ranks. However, the total actual strength is 10,09,026 out of which 17,440 are Gazetted and 9,91,586 are Non-Gazetted officers (Table No - 3.2.10).

The highest actual strength is 2,95,371 in the Central Reserve Police Force (CRPF) against their sanctioned strength of 3,24,654 as shown in the chart at the end of this section.

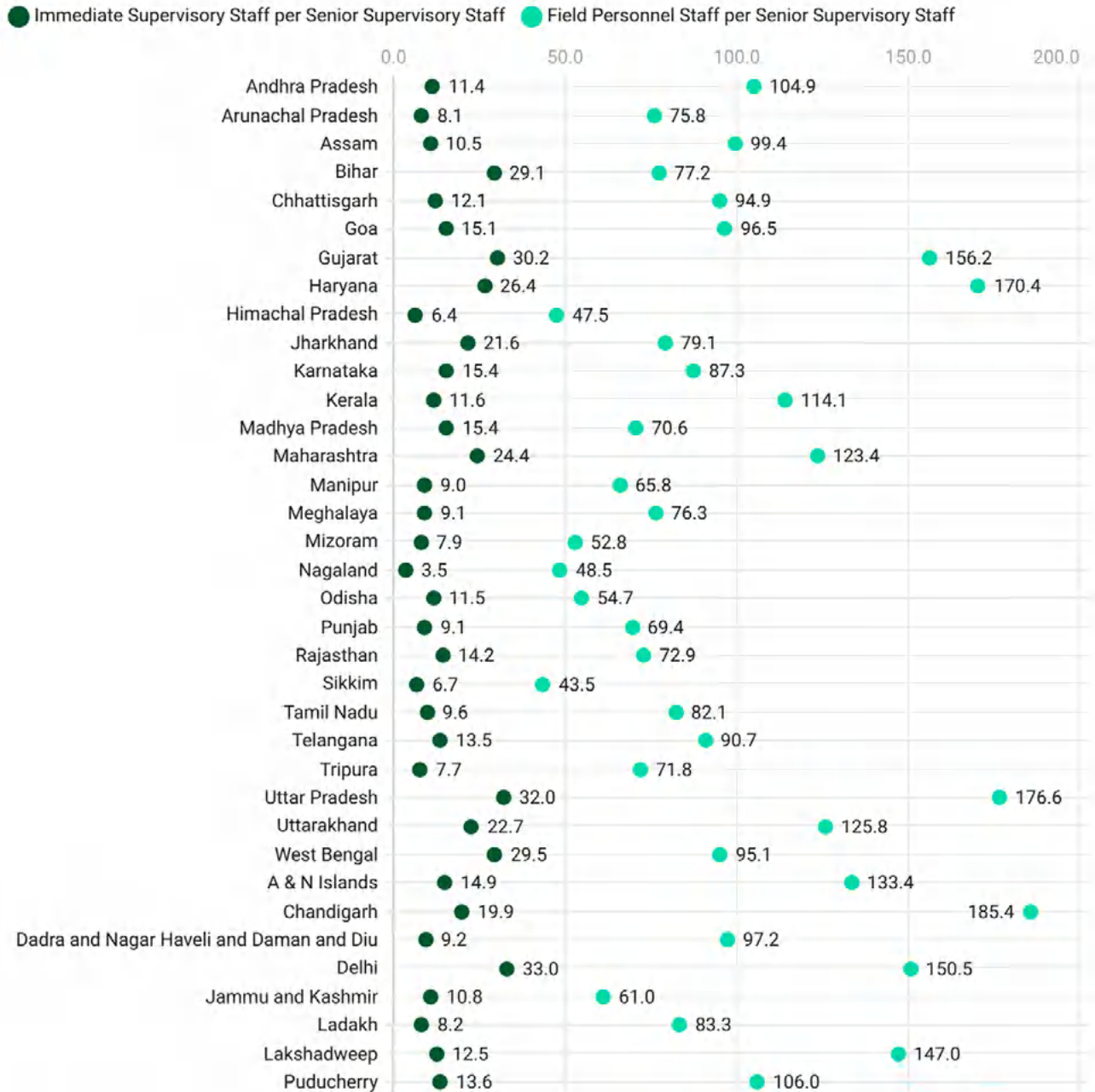
RANK WISE - SANCTIONED STRENGTH & OFFICERS TO FIELD STAFF RATIO

It is popularly known as the teeth to tail ratio. It is an important indicator of the relative strength of police personnel in different ranks. It also helps Police Organizations in preparing management plan of the Police forces, generally, comparing Senior Supervisory Officers (Dy.SP to DG) and Immediate Supervisory Officers (Inspector to ASI) with field personnel (Head Constable and Constable).

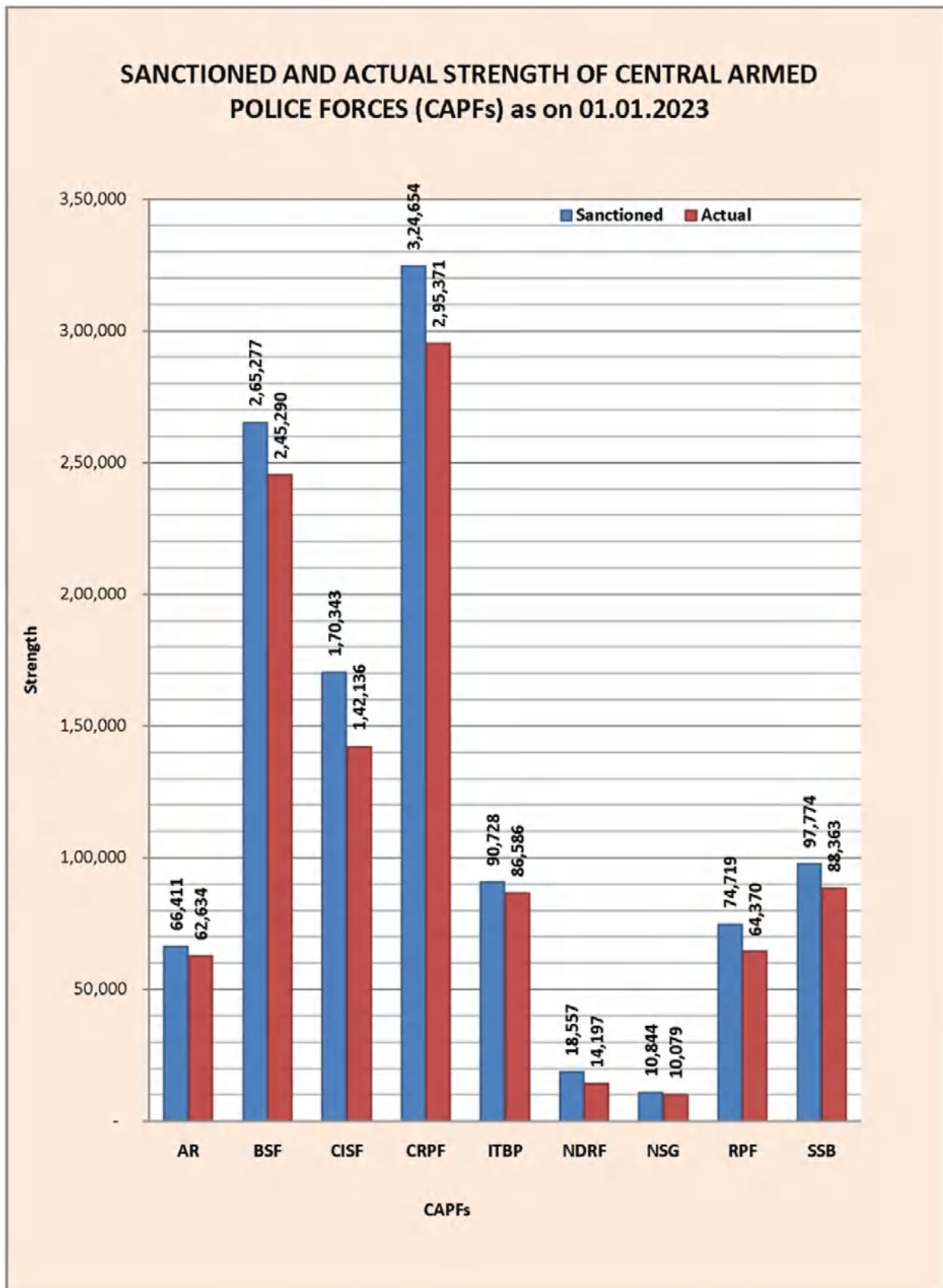
The teeth to tail ratio for sanctioned strength of total police forces is 1:16:97 (approx.). (Table No- 3.1.5) as also shown in the chart below.



State/UT - Wise Officer to Field Staff Ratio (Sanctioned) (Teeth to tail Ratio)



Senior Supervisory, Immediate Supervisory & Field Personnel Ratio is ratio between Senior Supervisory officers of the ranks of DySP to DG, Immediate Supervisory Officers of the ranks of Asst. Sub-inspector to Inspector to field staff in the rank of Head Constable to Constable





SECTION II : SCs/STs & OBCs IN STATE/UT POLICE

This section provides State/UT-wise information about reservations in respect of Scheduled Castes (SCs), Scheduled Tribes (STs) and Other Backward Classes (OBCs) in the police. The Percentage of reservation for Scheduled Castes, Scheduled Tribes and Other Backward Classes is different in different States/UTs.

STRENGTH & RESERVATION OF SCHEDULED CASTES (SCs), SCHEDULED TRIBES (STs) & OTHER BACKWARD CLASSES (OBCs):

The total actual strength of Police Personnel belonging to Scheduled Castes stands at 3,36,685 (from Constable to Dy.SP) in the States/UTs (Table No - 3.1.6).

The total actual strength of Police Personnel belonging to Scheduled Tribes stands at 2,33,923 (from Constable to Dy.SP) in the States/UTs (Table No - 3.1.7).

The total actual strength of Police Personnel belonging to Other Backward Classes stands at 6,32,527 (from Constable to Dy.SP) in the States/UTs (Table No - 3.1.8).

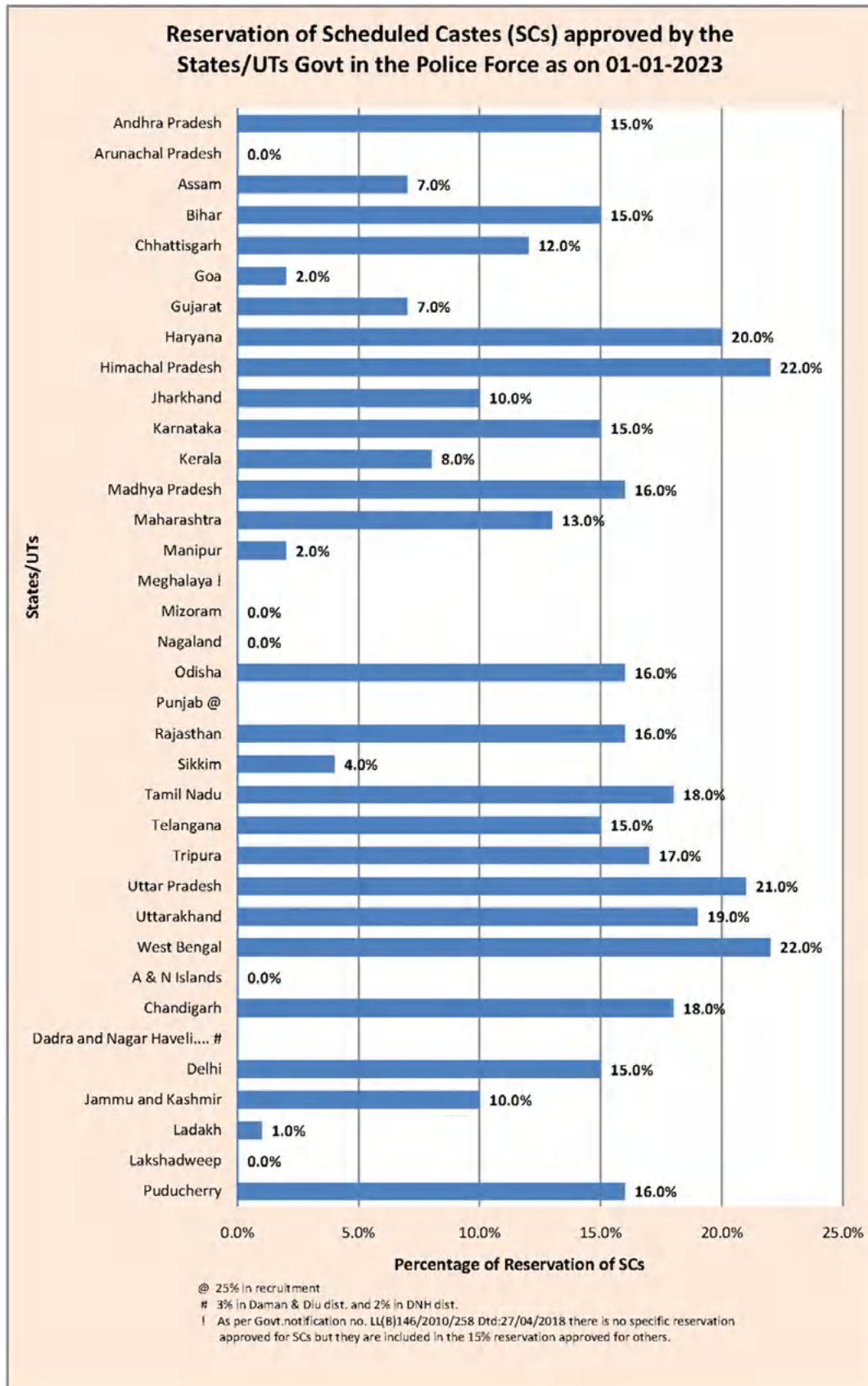
RESERVATION APPROVED BY STATE GOVERNMENT FOR SCHEDULED CASTES (SCs), SCHEDULED TRIBES (STs) & OTHER BACKWARD CLASSES (OBCs):

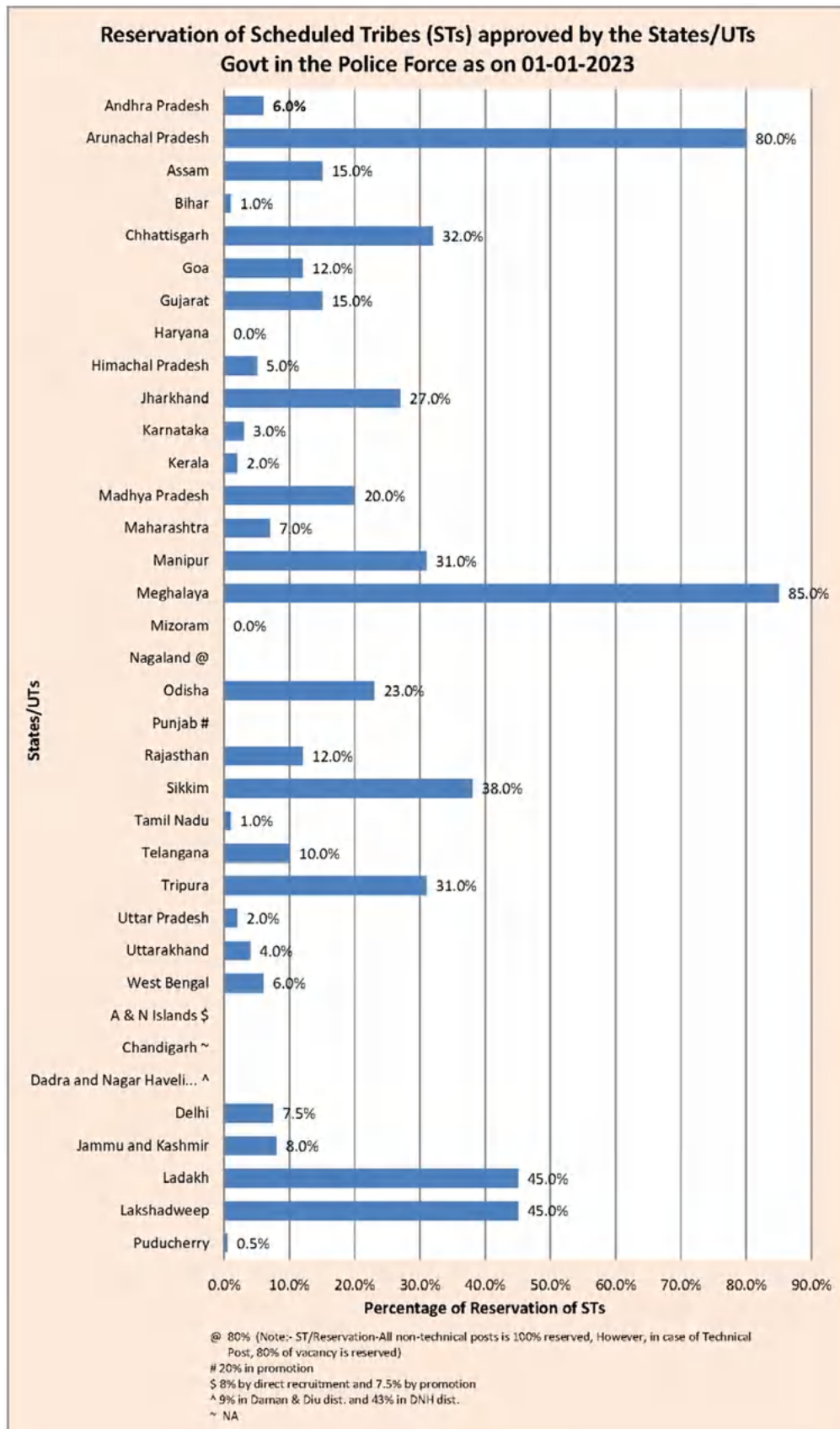
The highest reservation for Scheduled Castes is 25% in Punjab, followed by 22% each in Himachal Pradesh and West Bengal. The last column of the Table No- 3.1.6 indicates reservation for Scheduled Castes in different States/UTs.

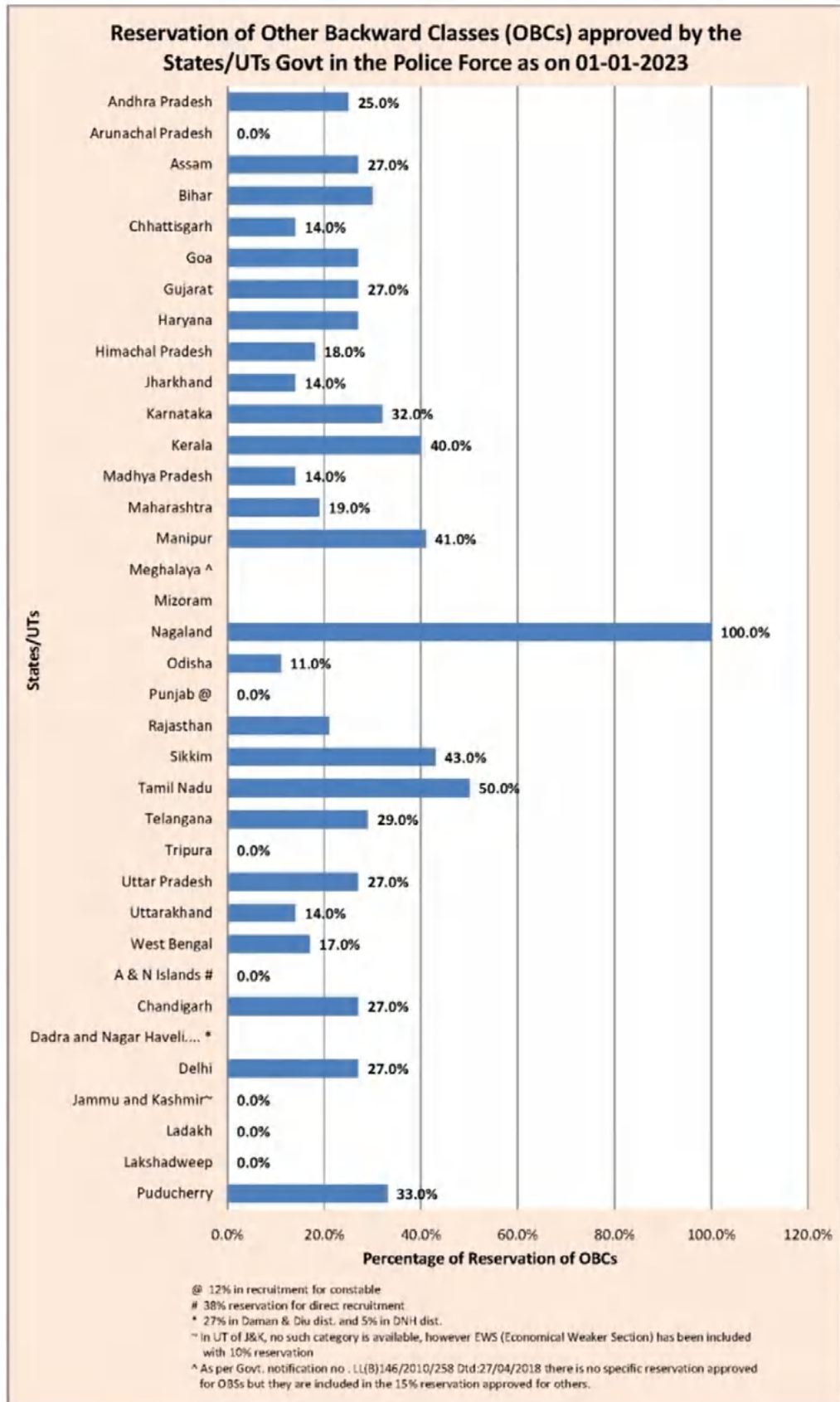
The highest reservation for Scheduled Tribes is in 85% in Meghalaya, followed by 80% in Arunachal Pradesh. The last column of the concerned Table No- 3.1.7 indicates reservation for Scheduled Tribes in different States/UTs.

The highest reservation for OBCs is 100% in Nagaland, followed by 50% in Tamil Nadu. The last column of the Table No. 3.1.8 indicates reservation for OBCs in different States/UTs.

Reservation approved by State governments in the Police Force for Scheduled Castes (SCs), Scheduled Tribes (STs) & Other Backward Classes (OBCs) is shown in the charts below-







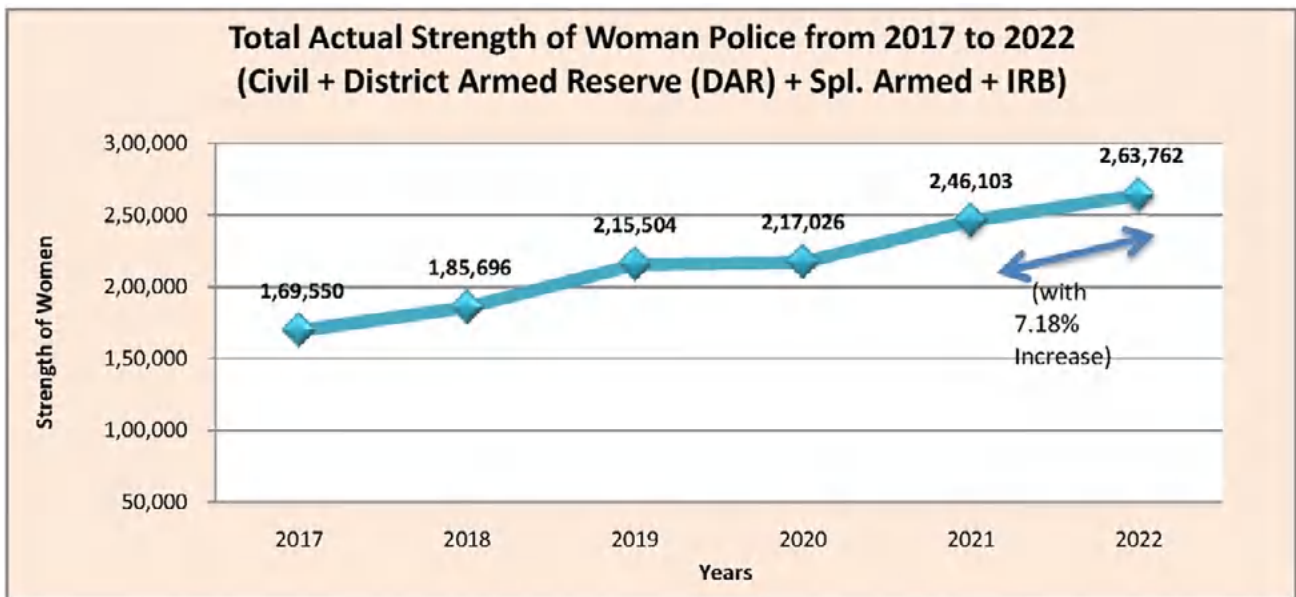


SECTION III : WOMEN IN POLICE

Availability of adequate number of women in police is essential for reducing the vulnerability of women against crimes. The existing Women Police Population Ratio is still very low. Poor representation of women in police is posing serious challenges in dealing with crimes against women and women criminals. Therefore, it is essential that women Police personnel are visible at the cutting edge level.

STRENGTH OF WOMEN POLICE

The total strength of Women in police from 2017 to 2022 has shown an increasing trend, which is self-explanatory from the following graph.



At present, the actual strength of total women police (Civil+ DAR+ Special Armed+ IRB) is 2,63,762 as on 01.01.2023 in the country, showing an increase of 7.18%, over the strength of 2,46,103 in 2021. At State/UT level, the maximum i.e 33,319 women police personnel are working in Uttar Pradesh (Table No- 3.2.1).

Rank-wise data on the Actual Strength of Women Police in the Central Armed Police Forces (CAPFs) has also been compiled and tabulated. Out of the total number of 42,986 Women Police Personnel, the highest number is 10,001 in the CISF. (Table No- 3.3.1).

The percentage of reservation for women approved by the Central Government in the CAPFs, as on 01.01.2023, is shown in the last column of (Table No- 3.3.1).



The percentage of Women Police is 12.32% of the Actual Strength of the total Police force in the country (Table No- 3.2.1).

At the national level, the Actual Strength of Women Police in other departments like Traffic Police is 6,694, Special Branch dealing with Intelligence is 4,038, Special Police Units against Insurgency, Extremism, Terrorism etc. is 1753 (Table Nos- 3.2.3, 3.2.5 & 3.2.9(A)).

The Women Population per Women Police (WPWP) is 2,549 (Table Nos- 3.2.1).

CHAPTER : 4

POLICE BUDGET



Police Budget

SECTION I: BUDGET & EXPENDITURE ON STATE/UT POLICE

This section provides information regarding the total Budget of States/UTs, expenditure by the States/UTs on Police forces, expenditure on Police training as well as modernization grants by the Central Government and the State Governments. The UTs of A&N Islands, Chandigarh, Dadra and Nagar Haveli and Daman and Diu, Delhi, Lakshadweep and Puducherry are directly financed by the Ministry of Home Affairs, Government of India.

EXPENDITURE OF STATE/UT POLICE FORCES

The sanctioned strength of State Police Forces has increased to 27.22 lakh in 2022 over 26.89 lakh in 2021 and the expenditure on State Police Forces has increased to Rs. 1,80,490.75 crore in the year 2022-23, from Rs 1,78,618.15 crore (revised) in the year 2021-22 (Table No - 4.1.3).

EXPENDITURE ON POLICE TRAINING

An amount of Rs 1,813.77 crore was spent on police training at the all India level in the year 2022-23, out of the total police expenditure of 1,80,490.75 crore during the same year. The maximum expenditure on training, i.e 294.56 crore, was made by the Delhi Police (Table No - 4.1.3).

TRENDS IN POLICE TRAINING EXPENDITURE

Expenditure on Police Training from 2014-15 to 2022-23 has shown mixed trends. It decreased from 2014-15 to 2015-16 and has increased from 2016-2017 to 2018-19 and slightly decreased in 2019-20 and increased in 2020-21 but slightly decreased in 2021-22 and again increased in 2022-23 as shown in the graph given below:-

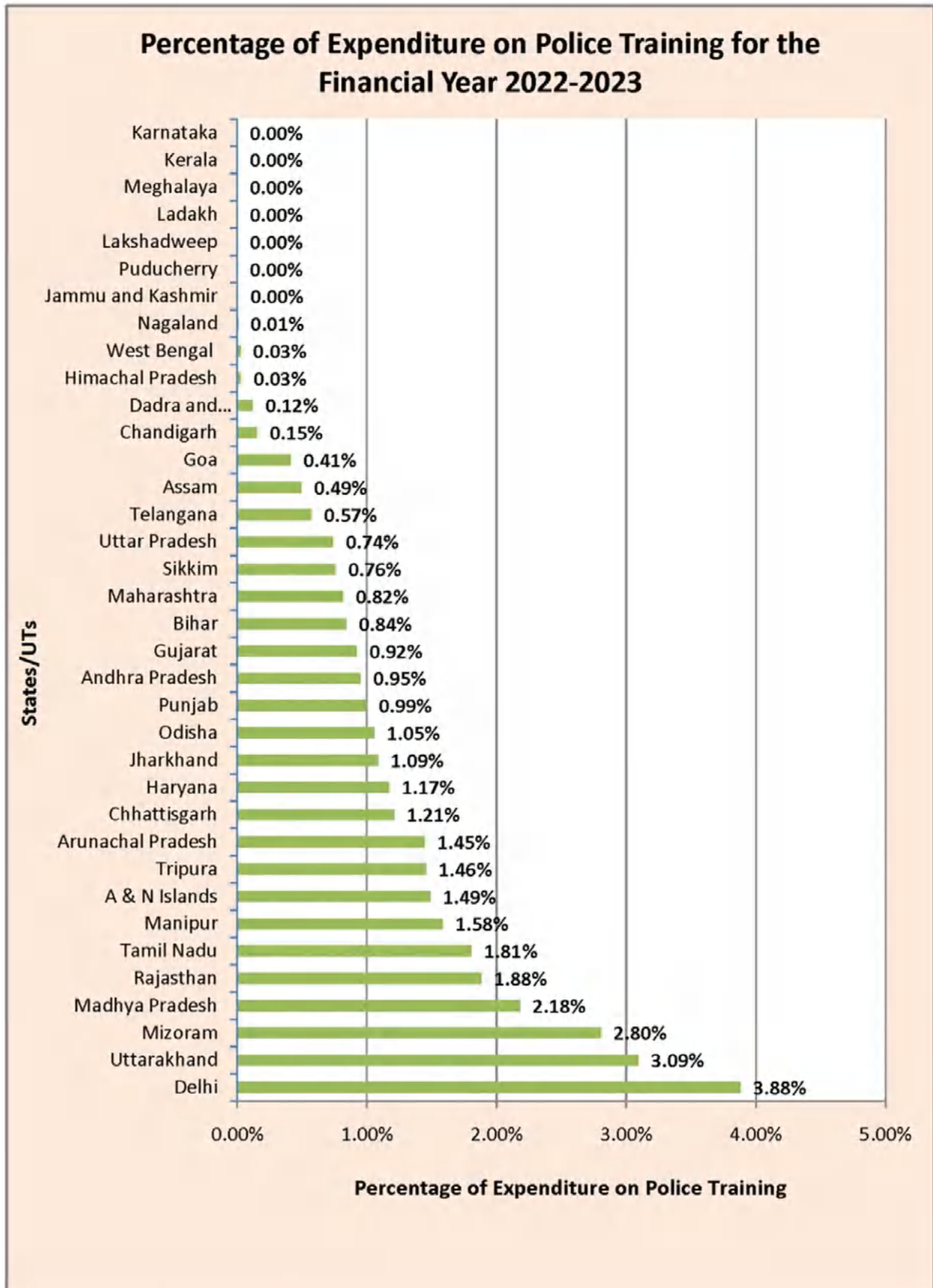


MODERNIZATION GRANTS TO THE STATE POLICE FORCES

Modernization grants to the state police forces, allocated by the MHA, are meant to upgrade the infrastructure of the state police in order to improve their capacity to meet the emerging challenges of internal security, besides improving efficiency and effectiveness in Police service delivery.

The focus of the scheme is on strengthening of the police infrastructure by way of construction of secure and people friendly Police Stations, Police Outposts, Police Housing, improved Mobility, Modern Weaponry, Computerization, Communication Equipment, Modern Traffic Control Equipment, etc.

At the national level, the grants made available to the state police forces in the financial year 2022-23 by the Central Government and the State Governments and the total amount utilized for modernization by the State Governments for the State Police Forces are given at Table No - 4.1.4.





SECTION II : BUDGET & EXPENDITURE ON CAPFs.

➤ Police Expenditure

Data on Budget and Expenditure of Central Armed Police Forces (CAPFs) during the year 2022-23 is presented in this section.

The Central Armed Police Forces are raised and maintained by the Ministry of Home Affairs, Government of India. The Railway Protection Force, maintained by the Ministry of Railways, has also been included in this section.

EXPENDITURE OF CAPFs

The data on total expenditure from all CAPFs has been received. The total expenditure on CAPFs was 82,652.45 crore in the year 2022-23 (Table No - 4.1.5).

CHAPTER : 5

**POLICE
INFRASTRUCTURE**



Police Infrastructure

SECTION I: STATE POLICE ADMINISTRATIVE OFFICES

This section provides a glimpse of the data from States / UTs on field administration of Police Units like Police Zones, Police Ranges, Police Districts, Police Sub-Divisions/ Circles, and Police Stations (Rural & Urban). It also contains information on Police Posts (Rural & Urban), Special purpose Police Stations, number of Armed Police Battalions and Police Commissionerates in India.

An analysis of the data on police administrative offices shows that the country is divided into 92 Police Zones, 191 Police Ranges covering 829 Police Districts, 2,437 Police Sub-Divisions, and 2,075 Police Circles. There are 17,932 sanctioned Police Stations in the country. Tamil Nadu has the highest sanctioned number of Police Stations in the country i.e., 2,334, whereas the lowest, i.e., 8 Police Stations, are in Dadra and Nagar Haveli and Daman and Diu (Table No - 5.1.1).

POLICE STATIONS

Out of the 17,932 sanctioned Police Stations, 9,249 Police Stations are located in rural areas, whereas 5,240 Police Stations are located in urban areas, and the remaining 3,443 are the Special Purpose Police Stations (Table No - 5.1.2) and shown in the graph at the end of this section.

POLICE POSTS

Data on the sanctioned Police Posts/Outposts reveals that, out of the total of 9,129 Police Posts in the country, 5,042 Police Posts are located in Rural areas, whereas 3,341 Police Posts are located in Urban areas. The remaining 746 Police Posts are Railways Police Posts etc (Table No - 5.1.3.)

Police Administrative Offices like Zones, Ranges, Sub-Divisions, and Circles are not uniformly spread over the States. Some States have all these offices, while others do not have all these offices or with changed nomenclatures.



POLICE STATIONS FOR SPECIAL PURPOSES

Data on Police Stations for Special Purposes, namely — Crime against SCs/STs/ Weaker Sections, Crime against Children, Anti-Corruption/Vigilance, Coastal Security, Crime Investigation Department, Economic Offences, Cyber Crime, Narcotics, Drug Trafficking, etc. have been collected and compiled. Out of 3,423 actual Special Purpose Police Stations, the maximum, i.e., 681, pertains to Crime against Women & Children Police Stations (Table No - 5.1.4).

ARMED POLICE BATTALIONS

The total number of Armed Police Battalions with all the States/UTs is 340. The highest number, i.e., 41 Armed Police Battalions, were in West Bengal State (Table No - 3.1.3 (B)).

POLICE COMMISSIONERATES IN INDIA

There are 77 Police Commissionerates functioning in the country, out of which, the highest number, i.e., 12, is in Maharashtra, followed by 9 each in Tamil Nadu and Telangana (Table No - 5.1.5).

Details of State/UT-wise sanctioned number of police stations are shown in the Table on the next page.



State/UT - Wise Police Station (Sanctioned)

■ RURAL POLICE STATIONS
 ■ URBAN POLICE STATIONS
 ■ SPECIAL PURPOSE POLICE STATIONS
 ■ TOTAL POLICE STATIONS

	RURAL POLICE STATIONS	URBAN POLICE STATIONS	SPECIAL PURPOSE POLICE STATIONS	TOTAL POLICE STATIONS
Tamil Nadu	850	455	1029	2334
Uttar Pradesh	959	620	272	1851
Maharashtra	778	284	129	1191
Madhya Pradesh	469	499	191	1159
Karnataka	539	294	227	1060
Andhra Pradesh	702	197	129	1028
Bihar	677	204	140	1021
Rajasthan	519	358	105	982
Telangana	394	351	99	844
Gujarat	490	131	173	794
Odisha	391	185	103	679
West Bengal	208	300	147	655
Kerala	368	117	80	565
Jharkhand	332	96	136	564
Chhattisgarh	361	83	38	482
Punjab	238	144	50	432
Haryana	160	137	120	417
Assam	94	221	18	333
Jammu and Kashmir	155	56	39	250
Delhi	0	181	44	225
Uttarakhand	82	70	10	162
Himachal Pradesh	78	46	28	152
Arunachal Pradesh	70	49	21	130
Manipur	84	17	17	118
Nagaland	53	19	15	87
Tripura	44	39	1	84
Meghalaya	47	18	16	81
Puducherry	16	14	25	55
Goa	22	8	15	45
Mizoram	26	14	5	45
Sikkim	18	9	3	30
A & N Islands	18	3	3	24
Chandigarh	0	16	3	19
Lakshadweep	9	0	7	16
Ladakh	7	2	1	10
Dadra and Nagar Haveli and Daman and Diu	1	3	4	8



SECTION II : TRANSPORT FACILITIES

Data have been compiled about different types of transport facilities (vehicles) available with the police force in the States/UTs Police and CAPFs. The number of vehicles available per 100 police Personnel has also been calculated.

TRANSPORT FACILITIES (MOBILITY)

Mobility is measured in terms of the availability of vehicles to move the unit on the call of duty. Police mobility is directly linked with its operational efficiency. During law and order situations, the quick response of police forces helps significantly in protecting the life and property of the people.

Vehicles required to provide mobility to Police Forces have been divided into four categories, i.e., Heavy Vehicles (buses/trucks, troop carriers, etc.), Medium Vehicles, Light Vehicles (jeeps/cars, etc.), and Very Light Vehicles (three/two Wheelers). Heavy, Medium and Light vehicles cater to the requirements of the Police Stations and field-level supervisory and senior supervisory officers.

Besides above, State Police have also procured some special purpose vehicles: like Mines Protected Vehicles (MPV), Riot Control Vehicles, Ambulances, Mobile Forensic Vans, Water Cannons, Water Tankers, Prison Vans, etc., to meet their specific needs. These vehicles have been clubbed under the “ Other Category

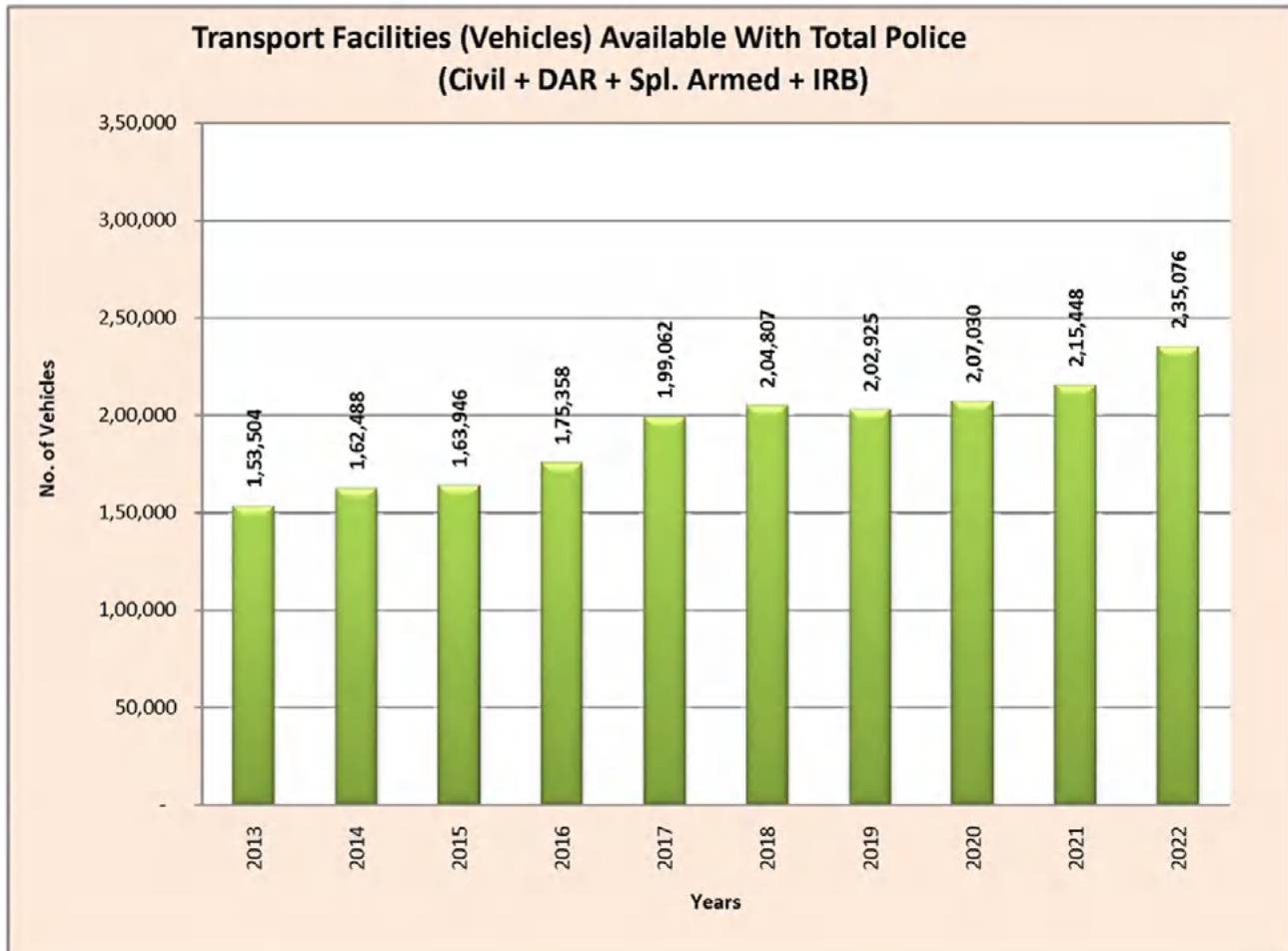
In all, 2,35,076 vehicles were available with State/UT Police Force in 2022 ; This number increased from 2,15,448 during 2021. Out of 2,35,076 vehicles, 11,321 are Heavy duty Vehicles, 20,115 Medium-duty Vehicles, 92,726 Light Vehicles, 1,07,567 Very Light Vehicles (two/three-wheelers) and 3,347 are Other Vehicles (Table No-5.1.6).

NUMBER OF VEHICLES PER 100 POLICE PERSONNEL

Transport facility (no. of vehicles) available per 100 sanctioned police personnel was 8.63 in 2022 at the national level, which has increased from 8.01 in the previous year (Table No - 5.1.7). However, the actual availability is 10.98.



Year-wise transport facilities (vehicles) available with the Police in States/UTs are shown in the chart below.



SECTION III: POLICE COMMUNICATION FACILITIES

This section deals with State/UT-wise data on Police Communication, number of Police Stations having/not having vehicles, telephones, and wireless/mobiles.

POLICE COMMUNICATION

An excellent reliable communication system is essential for the effective functioning of the police organization. Some Police Stations are not yet connected with Police Hqrs. The following information has emerged from the data collected from all States/UTs:

- 282 Police Stations do not have wireless/mobile.
- 58 Police Stations are without vehicles. However, certain Police Stations have not been provided vehicles for tactical reasons (Table No - 5.1.9)



SECTION IV: POLICE HOUSING

This section provides information on the availability of Family Quarters for Police Officers, Police Office Buildings, Police Stations, Police Posts, Sub-Divisional Police Building Police Housing Corporations, etc.

AVAILABILITY OF FAMILY QUARTERS

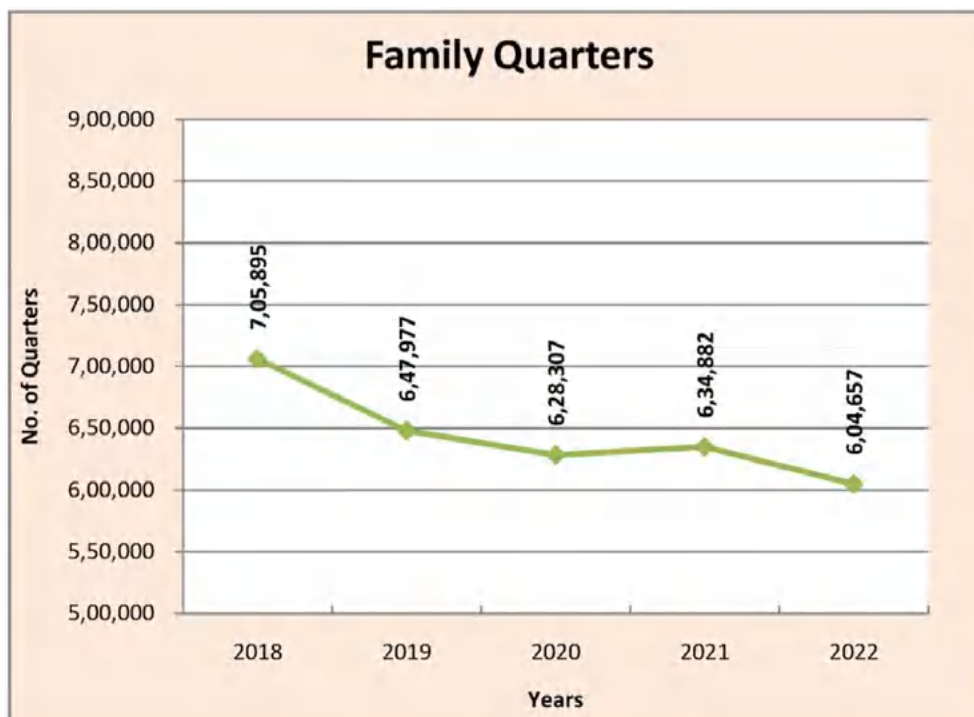
The total number of family quarters available with Police Forces in States/UTs was 6,04,657 in the year 2022 as compared to 6,34,882 in 2021. Thus, there is a slight decrease of 4.76% in family quarters over the previous year (Table No - 5.1.10). The graph below shows the year-wise availability of family quarters with the Police in States/UTs.

POLICE OFFICE BUILDINGS

Information has also been compiled on the number of Police Office Buildings (Police Stations, Police Posts, Sub-Divisional Police Offices, Districts Police Offices, District Reserve Police Lines, Range, and Zonal Police headquarters and District Police Lines) operating from Government or Hired Buildings in different States/UTs (Table No - 5.2.3).

POLICE HOUSING CORPORATION

There are 23 Police Housing Corporations in different States/UTs entrusted with the responsibility of constructing family quarters and Police Office buildings (Table No. 5.1.10).



CHAPTER : 6

**OTHER DATA/
INFORMATION**



Other Data/Information

SECTION I: EQUIPMENT TO FACILITATE POLICING

This section provides State/UT wise data on CCTV cameras, computers, servers and laptops, speedometers, breath analyzers, and forensic science laboratories/mobile forensic science vans available with the Police.

Police human resources alone are insufficient to curb crime, maintain law and order, traffic management, internal security, and other policing requirements. Therefore, they must be supplemented with modern facilities and gadgets like computers, CCTV cameras, traffic and investigation equipment, speedometers, breath analyzers, forensic science kits/labs, etc., to enhance effectiveness and efficiency.

FORENSIC SCIENCE LABORATORIES (FSLs)/MOBILE FORENSIC SCIENCE VANS (MFSVs)

Data on forensic science laboratories/mobile forensic science vans have been collected and compiled on 01.01.2023. At the national level, 711 Forensic Science Laboratories (FSLs)/MFSVs are available, out of which 32 are main laboratories, 97 are regional laboratories, and the remaining 582 are mobile laboratories (Table No - 6.1.1).

COMPUTERS/SERVERS/LAPTOPS AVAILABLE

At the national level, 1,78,651 computers, 2466 servers, and 19,143 laptops are available with State/UT police as on 01.01.2023 (Table No - 6.1.2).

NUMBER OF CAMERAS/CCTVS, SPEED GUNS, AND BREATH ANALYZERS USED BY POLICE

The total number of 5,48,057 CCTV cameras, 3,085 speed guns, and 30,897 breath analyzers are available with the State/UT Police as on 01.01.2023 (Table No - 6.1.3).



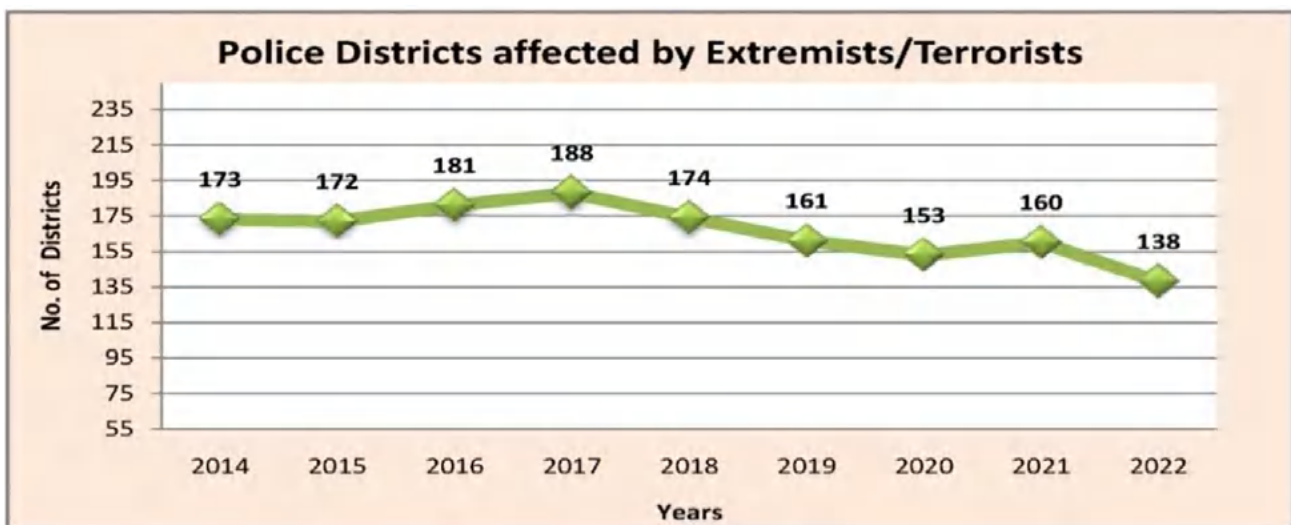
NUMBER OF SNIFFER AND TRACKER DOGS

At States/UTs level, 1,745 sniffers and 906 tracker dogs in all are available with the Police, as on 01.01.2023. In the CAPFs, 1,670 sniffers and 416 tracker dogs are available, as on 01.01.2023 (Table No - 6.1.4 and 6.1.5).

TERRORISM/EXTREMISM AFFECTED POLICE DISTRICTS

A total of 138 Police Districts are affected by terrorism or extremism (Appendix 5) as provided by States/UTs.

The number of Police Districts affected by the terrorist/extremist problem during the last nine years (2014-2022) shows a mixed trend. A slight decrease was noticed from 2014 to 2015, increasing in 2016-17 but decreasing in 2020 & increasing in 2021 and again decreased in 2022. It may be seen from the graph given below.

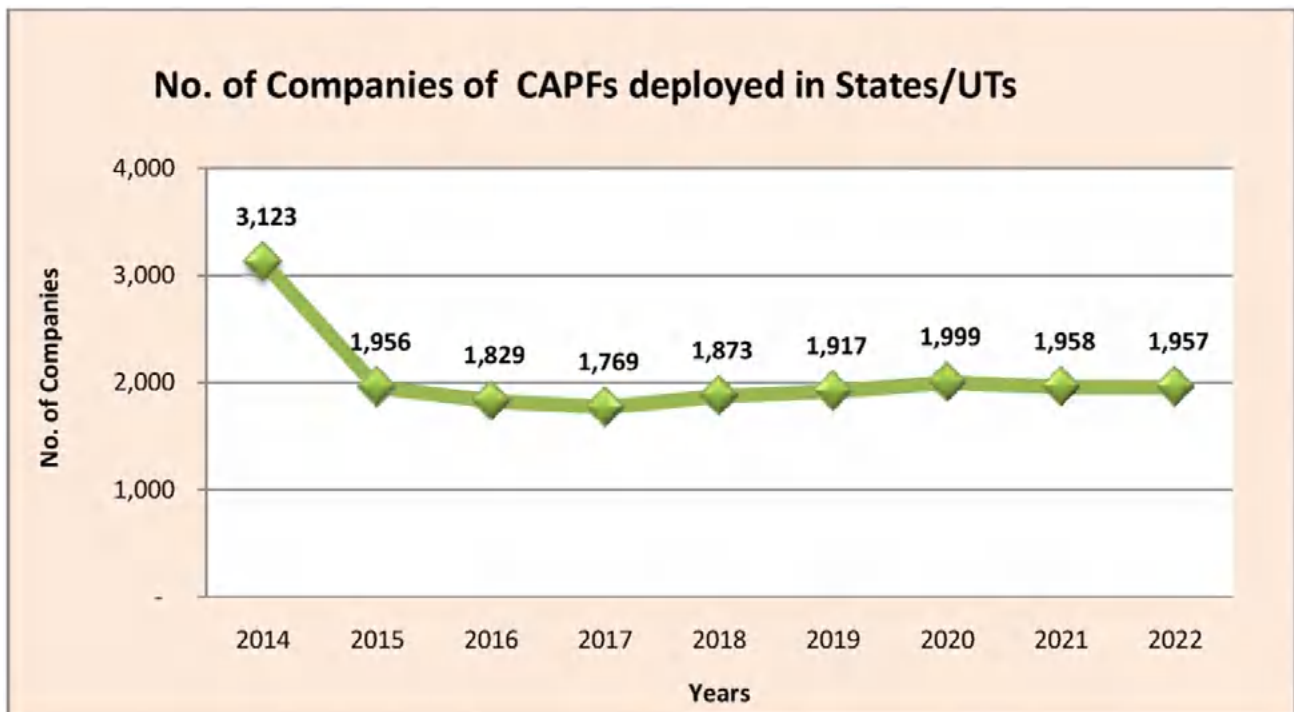




CENTRAL ARMED POLICE FORCES (CAPFs) DEPLOYED IN THE STATES/UTs

A total of 1,957 companies of Central Armed Police Forces (BSF, CRPF, CISF, ITBP, SSB, etc.) were deployed on Internal Security duties in different States/UTs for more than six months during 2022 (Table No - 6.1.7).

The deployment of the Central Armed Police Forces in the States/UTs had shown a steady increase in 2014 but has declined after that, as shown in the graph.



Further, through the analysis of the deployment of 1,957 companies of CAPFs, it is observed that 811 companies of CAPFs were deployed in Jammu and Kashmir, followed by 286 companies in Chhattisgarh. It indicates that the country's North, Central, and North Eastern regions, which are affected with Terrorism/Left Wing Extremism, Insurgency had a significant deployment of CAPFs during the period.



SECTION II: TRAINING AND DEVELOPMENT

This section contains the data from States/UTs in respect of Police Personnel (Constables and SIs) recruited during the year 2022 and the number of newly recruited police personnel who underwent training.

POLICE PERSONNEL RECRUITED

The 63,656 Police Constables were recruited during 2022 against the 45,438 recruited in 2021. At the State level, the highest number of 10,459 Constables were recruited in Gujarat, followed by 8,247 in Bihar (Table No - 6.1.8).

The number of Sub-Inspectors (SIs) recruited during 2022 was 16,802, whereas this figure was 6,694 during 2021. At the State level, the highest number of SIs recruited were 9,857 in UP, followed by 3,977 in Bihar (Table No - 6.1.8).

TRAINING OF NEWLY RECRUITED POLICE PERSONNEL

Total 90,791 newly recruited Police Personnel from Constables to the Dy.SP (Civil, District Armed Reserve, and Special Armed police) were trained during 2022 in State Police Training Institutes. The break-up is 58,233 Constables, 7,301 Head Constables, 576 ASI, 15,501 SIs, 468 Dy.SP and 8,712 Any others (Table No - 6.1.10).

The highest number, i.e., 8,696 SIs, were trained by the UP Police, followed by 2,184 SIs by Bihar. As far as Constables are concerned, 12,201 Constables were trained in Bihar, followed by 9,843 from Tamil Nadu.

IPS OFFICERS

The sanctioned strength of IPS Officers, as on 01.01.2023, was 4,984 at the all- India level, whereas 4,118 officers are available. Further, 458 IPS Officers were on deputation with the Central Government (Table No - 6.2.2).

POLICE TRAINING INSTITUTES

Regular and adequate training of Police Personnel at all levels is necessary to upgrade their professional knowledge, skills, and attitude and instill confidence and professionalism in the Police Personnel. It contains information about Police Training Institutes of the States/UTs and CAPFs. These institutions cater to the basic training of the newly recruited Police Personnel, in-service training to Police Personnel of different ranks: specialized training to the Police Personnel deployed for specialized work and assignments like Special Task Force (STF), Special Investigation Teams (SITs), Commandos, etc. Some of these Training



Institutes have been recognized as the “Centre of Excellence” for imparting specialized training in a particular field/ craft/ trade.

STATE TRAINING INSTITUTES

As on 01.01.2023, 218 Training Institutes were being run by the State Police Forces. State-wise, these institutes’ names, addresses, and contact numbers are given in Appendix-1. The highest number of Training Institutes, i.e., (33), is run by the Telangana Police, followed by 23 run by the Andhra Pradesh Police.

UT TRAINING INSTITUTES

As on 01.01.2023, a total number of 18 Training Institutes were being run by the UT Police. The highest number of Training Institutes, i.e., (7) each, were being run by the J&K Police and Delhi Police. The names, addresses, and contact numbers are given in Appendix-1.

CAPF TRAINING INSTITUTES

As on 01.01.2023, a total number of 104 Training Institutes were being run by the Central Armed Police Forces, out of which 25 were run by the BSF, followed by 22 run by the CRPF (Appendix-2).

CPO TRAINING INSTITUTES

As on 01.01.2023, a total number of 14 Training Institutes were being run by the CPOs, out of which 6 were run by the BPR&D, followed by 3 run by the DCPW (Appendix-6).



SECTION III: PPMG and PMG

This section provides State/UT wise data on Police Personnel awarded Gallantry Medals (PPMG and PMG) and Pay Scales of Police Personnel in different States/UTs and CAPFs.

PRESIDENT'S POLICE MEDAL/POLICE MEDAL FOR GALLANTRY

President's Police Medal/Police Medals for Gallantry is awarded to Police Personnel to execute the conspicuous act of gallantry in saving life and property or preventing crimes, or arresting dangerous criminals. A total of 8 President's Police Medals for Gallantry (PPMG) and 518 Police Medals for Gallantry (PMG) were awarded for outstanding performance of Police Personnel from States/UTs/CAPFs and CPOs. Out of 518 Police Medals for Gallantry awarded in 2022, the highest number, 223 PMGs, was awarded to the Jammu and Kashmir Police, followed by 139 to the CRPF (Table No - 6.2.5).

PAY SCALES OF POLICE OFFICERS

A comparative chart displaying Pay Scales of Police Personnel from Constable to Dy.SP among the different States/UTs/CAPFs/CPOs are given in Appendix - 3, 4, and 7.



TABLE 2.1.1-- NATIONAL POLICE STATISTICS (2018 - 2022)

AS ON 01.01.2023

SI No	PARTICULARS	2018	2019	2020	2021	2022
(1)	(2)	(3)	(4)	(5)	(6)	(7)
1	Projected Population (in Thousands)	13,06,550	13,42,590	13,56,978	13,70,333	13,82,898
2	Total Sanctioned Police Force (Civil + District Armed Reserve (DAR) + Armed + IRB)	25,95,435	26,23,225	26,31,890	26,88,938	27,22,669
3	Sanctioned Strength of Civil Police	16,51,379	16,69,907	17,55,256	18,14,675	18,33,779
4	Sanctioned Strength of District Armed Reserve (DAR) Police	3,17,425	2,81,760	3,07,150	3,11,163	3,25,713
5	Sanctioned Strength of State Armed Police	6,26,631	5,08,289	4,05,624	3,95,474	3,94,920
6	Sanctioned Strength of State IRB Police		1,63,269	1,63,860	1,67,626	1,68,257
7	Population Per Police Person	503.40	511.81	515.59	509.62	507.92
8	Police Person Per Lakh of Population					
	Civil Police	126.39	124.38	129.35	132.43	132.60
	District Armed Reserve Police	24.29	20.99	22.63	22.71	23.55
	Armed Police	47.96	37.86	29.89	28.86	28.56
	IRB Police		12.16	12.08	12.23	12.17
	Total Police	198.65	195.39	193.95	196.23	196.88
9	Police Person Per 100Sq Kms.					
	Civil Police	50.23	50.80	53.40	55.20	55.78
	District Armed Reserve Police	9.66	8.57	9.34	9.47	9.91
	Armed Police	19.06	15.46	12.34	12.03	12.01
	IRB Police		4.97	4.98	5.10	5.12
	Total Police	78.95	79.80	80.07	81.80	82.82
10	Actual Strength of Women In Police In States/UTs					
	Civil Police	1,49,624	1,74,716	1,72,764	1,99,404	2,14,187
	District Armed Reserve Police	19,583	20,391	26,124	28,173	27,010
	Armed Police	16,489	14,603	11,959	11,838	14,403
	IRB Police		5,888	6,179	6,688	8,162
	Total Police	1,85,696	2,15,598	2,17,026	2,46,103	2,63,762
11	Actual Strength of Women in Police in CAPFs	29,532	29,249	33,448	40,653	42,986
12	Actual Strength of Women in Police in CPOs	632	672	711	696	717
13	Actual Strength of Transgender in Police in States/UTs					
	Civil Police					19
	District Armed Reserve Police					-
	Armed Police					1
	IRB Police					-
	Total Police					20
14	Number of Police Zones	104	95	98	86	92
15	Number of Police Ranges	181	189	189	189	191
16	Number of Police Districts	777	800	805	807	829
17	Number of Police Sub-Divisions	2,312	2,355	2,397	2,404	2,437
18	Number of Police Circles	3,021	2,392	2,093	2,066	2,075
19	Number of Police Stations	16,671	16,955	17,379	17,643	17,932
20	Number of Police Outposts	8,592	8,948	8,922	9,167	9,129
21	Number of State Armed Police Battalions	417	318	334	334	340
22	Number of Central Armed Police Force & Specialised Force Battalions (Details given at Table no 3.2.11)	1,054	1,066	1,089	1,091	1,083

@ 2022 onward, DoPO collected Data related to actual strength of Transgender in Police in States/UTs

2019 onward, DoPO collected Data related to IRB in Police in States/UTs

(NA) denotes "Not Available", (NP) denotes "Not Provided" & (-) denotes "Zero"



TABLE 2.1.2 -- AREA AND POPULATION OF STATES/UTs POLICE STRENGTH, POPULATION PER POLICE PERSON, AREA PER POLICE PERSON & TRANSPORT PER 100 POLICE PERSONNEL

AS ON 01.01.2023

Sl. No.	STATES/UTs	AREA IN SQ. KMS.	POPULATION IN THOUSAND (AS ON 1ST OCTOBER, 2022) BASED ON 2011 CENSUS	TOTAL STRENGTH OF STATE POLICE (CIVIL + DISTRICT ARMED RESERVE (DAR)+ ARMED+IRB)		NUMBER OF SANCTIONED POLICE STATIONS
				S	A	
(1)	(2)	(3)	(4)	(5)	(6)	(7)
1	Andhra Pradesh	1,62,922.57	53,079	1,06,368	88,054	1,028
2	Arunachal Pradesh	83,743.22	1,555	15,298	11,923	130
3	Assam	78,438.00	35,573	81,767	73,188	333
4	Bihar	94,163.00	1,25,991	1,44,350	1,02,664	1,021
5	Chhattisgarh	1,35,192.00	30,037	80,135	64,502	482
6	Goa	3,702.00	1,571	10,806	7,831	45
7	Gujarat	1,96,244.00	71,149	1,23,443	88,112	794
8	Haryana	44,212.00	30,058	87,813	59,839	417
9	Himachal Pradesh	55,673.00	7,453	19,207	17,917	152
10	Jharkhand	79,716.00	39,259	82,854	61,917	564
11	Karnataka	1,91,791.00	67,515	1,11,426	1,01,911	1,060
12	Kerala	38,852.00	35,716	61,692	53,817	565
13	Madhya Pradesh	3,08,252.11	86,149	1,25,381	1,04,348	1,159
14	Maharashtra	3,07,713.00	1,25,979	2,32,965	1,72,382	1,191
15	Manipur	22,327.00	3,209	35,100	30,217	118
16	Meghalaya	22,429.00	3,333	16,840	14,096	81
17	Mizoram	21,081.00	1,233	11,302	7,339	45
18	Nagaland	16,579.00	2,223	26,709	25,252	82
19	Odisha	1,55,707.00	46,156	69,690	55,656	679
20	Punjab	50,362.00	30,649	85,324	73,870	432
21	Rajasthan	3,42,238.99	80,662	1,13,421	95,325	982
22	Sikkim	7,096.00	686	6,857	5,724	30
23	Tamil Nadu	1,30,060.00	76,765	1,32,462	1,22,470	2,334
24	Telangana	1,12,122.44	37,999	86,058	61,811	844
25	Tripura	10,486.00	4,128	29,682	22,934	84
26	Uttar Pradesh	2,40,928.00	2,34,692	4,27,700	3,17,747	1,851
27	Uttarakhand	53,483.36	11,587	22,415	21,316	162
28	West Bengal	88,752.00	98,884	1,65,069	99,997	655
29	A & N Islands	8,249.00	402	5,078	4,222	24
30	Chandigarh	114.00	1,226	7,013	5,905	19
31	Dadra and Nagar Haveli and Daman and Diu	601.60	1,224	1,396	1,146	8
32	Delhi	1,483.00	21,195	94,254	80,583	255
33	Jammu and Kashmir	53,573.60	13,562	94,681	81,171	250
34	Ladakh	1,68,663.30	300	3,330	2,621	10
35	Lakshadweep	29.63	69	321	252	16
36	Puducherry	490.00	1,630	4,462	3,246	55
	All India	32,87,469.81	13,82,898	27,22,669	21,41,305	17,957

Source For Area: Survey of India, Office of Director, Directorate of Map Publication, Dehradun

~Area of J&K and Ladakh are provisional

Sources For Population figures: Registrar General & Census Commissioner of India, Projected Mid year Population

(NA) denotes "Not Available"

(NP) denotes "Not Provided"

(-) denotes "Zero"



TABLE 2.1.2 -- (CONTINUED ...)

Sl. No.	STATES/UTs	POPULATION PER POLICE PERSON (APPROX.) (CIVIL + DISTRICT ARMED RESERVE (DAR)+ ARMED+IRB)		AREA IN SQ. KMS. PER POLICE PERSON (APPROX.) (CIVIL + DISTRICT ARMED RESERVE (DAR)+ ARMED+IRB)		TRANSPORT FACILITY PER 100 POLICE PERSONNEL (APPROX.) (CIVIL + DISTRICT ARMED RESERVE (DAR)+ ARMED+IRB)	
		S	A	S	A	S	A
(1)	(2)	(8)	(9)	(10)	(11)	(12)	(13)
1	Andhra Pradesh	499.01	602.80	1.53	1.85	9.44	11.41
2	Arunachal Pradesh	101.65	130.42	5.47	7.02	13.34	17.12
3	Assam	435.05	486.05	0.96	1.07	5.46	6.10
4	Bihar	872.82	1,227.22	0.65	0.92	6.38	8.97
5	Chhattisgarh	374.83	465.68	1.69	2.10	6.99	8.68
6	Goa	145.38	200.61	0.34	0.47	8.21	11.33
7	Gujarat	576.37	807.48	1.59	2.23	10.80	15.13
8	Haryana	342.30	502.31	0.50	0.74	7.15	10.49
9	Himachal Pradesh	388.04	415.97	2.90	3.11	6.48	6.94
10	Jharkhand	473.83	634.06	0.96	1.29	8.65	11.57
11	Karnataka	605.92	662.49	1.72	1.88	11.51	12.59
12	Kerala	578.94	663.66	0.63	0.72	10.06	11.53
13	Madhya Pradesh	687.10	825.59	2.46	2.95	9.37	11.26
14	Maharashtra	540.76	730.81	1.32	1.79	6.13	8.29
15	Manipur	91.42	106.20	0.64	0.74	5.25	6.10
16	Meghalaya	197.92	236.45	1.33	1.59	7.92	9.46
17	Mizoram	109.10	168.01	1.87	2.87	6.94	10.68
18	Nagaland	83.23	88.03	0.62	0.66	7.35	7.78
19	Odisha	662.30	829.31	2.23	2.80	8.48	10.62
20	Punjab	359.21	414.90	0.59	0.68	6.73	7.78
21	Rajasthan	711.17	846.18	3.02	3.59	8.22	9.78
22	Sikkim	100.04	119.85	1.03	1.24	7.53	9.01
23	Tamil Nadu	579.52	626.81	0.98	1.06	15.47	16.74
24	Telangana	441.55	614.76	1.30	1.81	23.22	32.33
25	Tripura	139.07	179.99	0.35	0.46	8.05	10.42
26	Uttar Pradesh	548.73	738.61	0.56	0.76	5.06	6.81
27	Uttarakhand	516.93	543.58	2.39	2.51	7.99	8.40
28	West Bengal	599.05	988.87	0.54	0.89	9.23	15.23
29	A & N Islands	79.17	95.22	1.62	1.95	14.06	16.91
30	Chandigarh	174.82	207.62	0.02	0.02	11.89	14.12
31	Dadra and Nagar Haveli and Daman and Diu	876.79	1,068.06	0.43	0.52	15.26	18.59
32	Delhi	224.87	263.02	0.02	0.02	9.91	11.60
33	Jammu and Kashmir	143.24	167.08	0.57	0.66	8.78	10.24
34	Ladakh	90.09	114.46	50.65	64.35	17.54	22.28
35	Lakshadweep	214.95	273.81	0.09	0.12	49.53	63.10
36	Puducherry	365.31	502.16	0.11	0.15	14.01	19.25
	All India	507.92	645.82	1.21	1.54	8.63	10.98

Source For Area: Survey of India, Office of Director, Directorate of Map Publication, Dehradun

~Area of J&K and Ladakh are provisional

Sources For Population figures: Registrar General & Census Commissioner of India, Projected Mid year Population

(NA) denotes "Not Available"

(NP) denotes "Not Provided"

(-) denotes "Zero"



**TABLE 2.1.3 -- SANCTIONED AND ACTUAL POLICE - POPULATION AND AREA RATIO IN STATES/UTs
AS ON 01.01.2023**

Sl. No.	STATES/UTs	CIVIL POLICE PER LAKH OF POPULATION		DISTRICT ARMED RESERVE POLICE PER LAKH OF POPULATION		ARMED POLICE PER LAKH OF POPULATION		IRB POLICE PER LAKH OF POPULATION		TOTAL POLICE PER LAKH OF POPULATION	
		S	A	S	A	S	A	S	A	S	A
(1)	(2)	(3)	(4)	(5)	(6)	(7)	(8)	(9)	(10)	(11)	(12)
1	Andhra Pradesh	144.37	125.31	31.55	24.68	18.12	11.78	6.36	4.12	200.40	165.89
2	Arunachal Pradesh	540.51	374.41	-	-	120.39	98.71	322.89	293.63	983.79	766.75
3	Assam	65.16	57.73	34.06	29.13	107.99	97.72	22.65	21.16	229.86	205.74
4	Bihar	54.03	31.21	40.63	34.87	16.49	12.32	3.42	3.08	114.57	81.49
5	Chhattisgarh	174.55	132.18	-	-	47.43	41.80	44.80	40.76	266.79	214.74
6	Goa	459.39	356.72	-	-	36.16	11.71	192.30	130.04	687.84	498.47
7	Gujarat	93.53	64.61	43.16	33.58	36.81	25.66	-	-	173.50	123.84
8	Haryana	257.12	177.07	-	-	22.04	13.31	12.99	8.70	292.15	199.08
9	Himachal Pradesh	162.50	155.32	10.34	10.34	10.39	9.07	74.48	65.66	257.71	240.40
10	Jharkhand	154.15	110.75	-	-	31.98	28.59	24.91	18.38	211.04	157.71
11	Karnataka	104.18	104.28	33.86	27.16	19.59	14.44	7.41	5.07	165.04	150.95
12	Kerala	141.58	129.25	-	-	27.83	18.40	3.32	3.04	172.73	150.68
13	Madhya Pradesh	111.59	94.94	-	-	31.49	24.28	2.46	1.91	145.54	121.13
14	Maharashtra	155.36	109.99	14.51	13.92	12.85	10.81	2.21	2.11	184.92	136.83
15	Manipur	556.40	473.61	-	-	211.34	192.89	326.05	275.13	1,093.80	941.63
16	Meghalaya	192.59	159.23	103.33	94.03	93.76	74.92	115.57	94.75	505.25	422.92
17	Mizoram	370.72	251.01	-	-	204.70	145.42	341.20	198.78	916.63	595.21
18	Nagaland	251.73	228.74	118.04	130.68	569.05	534.28	262.66	242.24	1,201.48	1,135.94
19	Odisha	75.88	55.82	23.59	21.42	34.04	28.08	17.48	15.26	150.99	120.58
20	Punjab	233.26	198.91	-	-	24.54	23.51	20.58	18.60	278.39	241.02
21	Rajasthan	117.40	97.46	-	-	16.92	15.05	6.30	5.67	140.61	118.18
22	Sikkim	404.96	416.03	-	-	150.29	121.43	444.31	296.94	999.56	834.40
23	Tamil Nadu	109.20	100.56	43.11	40.55	20.10	18.27	0.15	0.15	172.56	159.54
24	Telangana	128.60	93.81	63.27	44.54	14.99	10.21	19.61	14.12	226.47	162.66
25	Tripura	199.59	146.68	112.35	68.34	94.28	85.03	312.81	255.52	719.04	555.57
26	Uttar Pradesh	139.73	104.69	23.72	8.33	18.39	21.85	0.41	0.52	182.24	135.39
27	Uttarakhand	95.14	99.17	51.22	38.56	31.62	32.79	15.47	13.45	193.45	183.96
28	West Bengal	100.33	61.09	28.83	17.39	34.78	21.96	2.98	0.69	166.93	101.13
29	A & N Islands	830.85	718.91	181.84	103.23	-	-	250.50	228.11	1,263.18	1,050.25
30	Chandigarh	395.92	328.55	-	-	93.96	93.96	82.14	59.14	572.02	481.65
31	Dadra and Nagar Haveli and Daman and Diu	73.04	54.00	-	-	-	-	41.01	39.62	114.05	93.63
32	Delhi	395.76	335.97	-	-	48.94	44.23	-	-	444.70	380.20
33	Jammu and Kashmir	389.39	339.09	25.65	18.40	112.20	83.39	170.90	157.63	698.13	598.52
34	Ladakh	789.00	656.33	-	-	-	-	321.00	217.33	1,110.00	873.67
35	Lakshadweep	465.22	365.22	-	-	-	-	-	-	465.22	365.22
36	Puducherry	160.98	114.23	-	-	50.98	29.45	61.78	55.46	273.74	199.14
	All India	132.60	103.47	23.55	17.27	28.56	24.00	12.17	10.10	196.88	154.84

S: Sanctioned

A: Actual

(NA) denotes "Not Available", (NP) denotes "Not Provided"

(-) denotes "Zero"



TABLE 2.1.3 -- (CONTINUED ...)

Sl. No.	STATES/UTs	CIVIL POLICE PER 100 SQ KM OF AREA		DISTRICT ARMED RESERVED POLICE PER 100 SQ KM OF AREA		ARMED POLICE PER 100 SQ KM OF AREA		IRB POLICE PER 100 SQ KM OF AREA		TOTAL POLICE PER 100 SQ KM OF AREA	
		S	A	S	A	S	A	S	A	S	A
(1)	(2)	(13)	(14)	(15)	(16)	(17)	(18)	(19)	(20)	(21)	(22)
1	Andhra Pradesh	47.03	40.82	10.28	8.04	5.90	3.84	2.07	1.34	65.29	54.05
2	Arunachal Pradesh	10.04	6.95	-	-	2.24	1.83	6.00	5.45	18.27	14.24
3	Assam	29.55	26.18	15.45	13.21	48.97	44.32	10.27	9.59	104.24	93.31
4	Bihar	72.29	41.76	54.37	46.66	22.06	16.49	4.57	4.12	153.30	109.03
5	Chhattisgarh	38.78	29.37	-	-	10.54	9.29	9.95	9.06	59.27	47.71
6	Goa	194.95	151.38	-	-	15.34	4.97	81.60	55.19	291.90	211.53
7	Gujarat	33.91	23.42	15.65	12.17	13.35	9.30	-	-	62.90	44.90
8	Haryana	174.80	120.38	-	-	14.98	9.05	8.83	5.91	198.62	135.35
9	Himachal Pradesh	21.75	20.79	1.38	1.38	1.39	1.21	9.97	8.79	34.50	32.18
10	Jharkhand	75.92	54.54	-	-	15.75	14.08	12.27	9.05	103.94	77.67
11	Karnataka	36.67	36.71	11.92	9.56	6.90	5.08	2.61	1.78	58.10	53.14
12	Kerala	130.16	118.81	-	-	25.58	16.91	3.05	2.79	158.79	138.52
13	Madhya Pradesh	31.19	26.53	-	-	8.80	6.79	0.69	0.53	40.67	33.85
14	Maharashtra	63.61	45.03	5.94	5.70	5.26	4.43	0.90	0.86	75.71	56.02
15	Manipur	79.97	68.07	-	-	30.38	27.72	46.86	39.54	157.21	135.34
16	Meghalaya	28.62	23.66	15.36	13.97	13.93	11.13	17.17	14.08	75.08	62.85
17	Mizoram	21.68	14.68	-	-	11.97	8.51	19.96	11.63	53.61	34.81
18	Nagaland	33.75	30.67	15.83	17.52	76.30	71.64	35.22	32.48	161.10	152.31
19	Odisha	22.49	16.55	6.99	6.35	10.09	8.32	5.18	4.52	44.76	35.74
20	Punjab	141.96	121.05	-	-	14.94	14.31	12.53	11.32	169.42	146.68
21	Rajasthan	27.67	22.97	-	-	3.99	3.55	1.48	1.34	33.14	27.85
22	Sikkim	39.15	40.22	-	-	14.53	11.74	42.95	28.71	96.63	80.67
23	Tamil Nadu	64.45	59.35	25.44	23.94	11.86	10.78	0.09	0.09	101.85	94.16
24	Telangana	43.58	31.79	21.44	15.09	5.08	3.46	6.65	4.78	76.75	55.13
25	Tripura	78.57	57.74	44.23	26.90	37.12	33.47	123.15	100.59	283.06	218.71
26	Uttar Pradesh	136.11	101.98	23.10	8.11	17.91	21.28	0.39	0.51	177.52	131.88
27	Uttarakhand	20.61	21.49	11.10	8.35	6.85	7.10	3.35	2.91	41.91	39.86
28	West Bengal	111.79	68.06	32.13	19.37	38.76	24.47	3.32	0.77	185.99	112.67
29	A & N Islands	40.49	35.03	8.86	5.03	-	-	12.21	11.12	61.56	51.18
30	Chandigarh	4,257.89	3,533.33	-	-	1,010.53	1,010.53	883.33	635.96	6,151.75	5,179.82
31	Dadra and Nagar Haveli and Daman and Diu	148.60	109.87	-	-	-	-	83.44	80.62	232.05	190.49
32	Delhi	5,656.24	4,801.69	-	-	699.39	632.10	-	-	6,355.63	5,433.78
33	Jammu and Kashmir	98.57	85.84	6.49	4.66	28.40	21.11	43.26	39.90	176.73	151.51
34	Ladakh	1.40	1.17	-	-	-	-	0.57	0.39	1.97	1.55
35	Lakshadweep	1,083.51	850.60	-	-	-	-	-	-	1,083.51	850.60
36	Puducherry	535.51	380.00	-	-	169.59	97.96	205.51	184.49	910.61	662.45
	All India	55.78	43.53	9.91	7.27	12.01	10.09	5.12	4.25	82.82	65.14

S: Sanctioned

A: Actual

(NA) denotes "Not Available", (NP) denotes "Not Provided"

(-) denotes "Zero"



TABLE 3.1.1 -- SANCTIONED (S) AND ACTUAL (A) STRENGTH OF POLICE FORCES IN STATES/UTs

AS ON 01.01.2023

Sl. No.	STATES/UTs	STRENGTH OF CIVIL POLICE		STRENGTH OF DISTRICT ARMED RESERVE POLICE		TOTAL STRENGTH OF STATE ARMED POLICE	
		S	A	S	A	S	A
(1)	(2)	(3)	(4)	(5)	(6)	(7)	(8)
1	Andhra Pradesh	76,630	66,513	16,745	13,101	9,617	6,252
2	Arunachal Pradesh	8,405	5,822	-	-	1,872	1,535
3	Assam	23,180	20,537	12,115	10,362	38,415	34,763
4	Bihar	68,074	39,323	51,196	43,936	20,776	15,527
5	Chhattisgarh	52,431	39,704	-	-	14,246	12,555
6	Goa	7,217	5,604	-	-	568	184
7	Gujarat	66,543	45,968	30,710	23,889	26,190	18,255
8	Haryana	77,284	53,223	-	-	6,624	4,001
9	Himachal Pradesh	12,111	11,576	771	771	774	676
10	Jharkhand	60,519	43,479	-	-	12,555	11,223
11	Karnataka	70,335	70,407	22,859	18,335	13,228	9,749
12	Kerala	50,568	46,162	-	-	9,940	6,571
13	Madhya Pradesh	96,132	81,790	-	-	27,131	20,916
14	Maharashtra	1,95,724	1,38,567	18,274	17,542	16,186	13,621
15	Manipur	17,855	15,198	-	-	6,782	6,190
16	Meghalaya	6,419	5,307	3,444	3,134	3,125	2,497
17	Mizoram	4,571	3,095	-	-	2,524	1,793
18	Nagaland	5,596	5,085	2,624	2,905	12,650	11,877
19	Odisha	35,024	25,766	10,889	9,885	15,711	12,962
20	Punjab	71,493	60,963	-	-	7,522	7,207
21	Rajasthan	94,696	78,612	-	-	13,645	12,137
22	Sikkim	2,778	2,854	-	-	1,031	833
23	Tamil Nadu	83,828	77,197	33,090	31,132	15,429	14,026
24	Telangana	48,868	35,645	24,043	16,924	5,695	3,878
25	Tripura	8,239	6,055	4,638	2,821	3,892	3,510
26	Uttar Pradesh	3,27,930	2,45,703	55,658	19,542	43,161	51,275
27	Uttarakhand	11,024	11,491	5,935	4,468	3,664	3,799
28	West Bengal	99,214	60,405	28,513	17,191	34,396	21,714
29	A & N Islands	3,340	2,890	731	415	-	-
30	Chandigarh	4,854	4,028	-	-	1,152	1,152
31	Dadra and Nagar Haveli and Daman and Diu	894	661	-	-	-	-
32	Delhi	83,882	71,209	-	-	10,372	9,374
33	Jammu and Kashmir	52,809	45,988	3,478	2,495	15,216	11,310
34	Ladakh	2,367	1,969	-	-	-	-
35	Lakshadweep	321	252	-	-	-	-
36	Puducherry	2,624	1,862	-	-	831	480
	All India	18,33,779	14,30,910	3,25,713	2,38,848	3,94,920	3,31,842

(NA) denotes "Not Available", (NP) denotes "Not Provided"

(-) denotes "Zero"



TABLE 3.1.1 -- (CONTINUED ...)

Sl. No.	STATES/UTs	TOTAL STRENGTH OF STATE IRB		TOTAL STRENGTH OF STATE POLICE (CIVIL + DISTRICT ARMED RESERVE (DAR) + ARMED + IRB)		VACANCY / SURPLUS	TOTAL ACTUAL STRENGTH OF WOMAN POLICE (CIVIL + DISTRICT ARMED RESERVE (DAR) + ARMED+IRB)
		S	A	S	A		
(1)	(2)	(9)	(10)	(11)	(12)	(13)	(14)
1	Andhra Pradesh	3,376	2,188	1,06,368	88,054	18,314	18,913
2	Arunachal Pradesh	5,021	4,566	15,298	11,923	3,375	1,345
3	Assam	8,057	7,526	81,767	73,188	8,579	4,894
4	Bihar	4,304	3,878	1,44,350	1,02,664	41,686	24,295
5	Chhattisgarh	13,458	12,243	80,135	64,502	15,633	4,903
6	Goa	3,021	2,043	10,806	7,831	2,975	842
7	Gujarat	-	-	1,23,443	88,112	35,331	14,745
8	Haryana	3,905	2,615	87,813	59,839	27,974	5,506
9	Himachal Pradesh	5,551	4,894	19,207	17,917	1,290	2,593
10	Jharkhand	9,780	7,215	82,854	61,917	20,937	4,611
11	Karnataka	5,004	3,420	1,11,426	1,01,911	9,515	9,081
12	Kerala	1,184	1,084	61,692	53,817	7,875	4,472
13	Madhya Pradesh	2,118	1,642	1,25,381	1,04,348	21,033	7,452
14	Maharashtra	2,781	2,652	2,32,965	1,72,382	60,583	32,172
15	Manipur	10,463	8,829	35,100	30,217	4,883	1,957
16	Meghalaya	3,852	3,158	16,840	14,096	2,744	818
17	Mizoram	4,207	2,451	11,302	7,339	3,963	602
18	Nagaland	5,839	5,385	26,709	25,252	1,457	2,588
19	Odisha	8,066	7,043	69,690	55,656	14,034	6,108
20	Punjab	6,309	5,700	85,324	73,870	11,454	8,167
21	Rajasthan	5,080	4,576	1,13,421	95,325	18,096	10,361
22	Sikkim	3,048	2,037	6,857	5,724	1,133	470
23	Tamil Nadu	115	115	1,32,462	1,22,470	9,992	25,334
24	Telangana	7,452	5,364	86,058	61,811	24,247	5,351
25	Tripura	12,913	10,548	29,682	22,934	6,748	1,306
26	Uttar Pradesh	951	1,227	4,27,700	3,17,747	1,09,953	33,319
27	Uttarakhand	1,792	1,558	22,415	21,316	1,099	2,609
28	West Bengal	2,946	687	1,65,069	99,997	65,072	9,603
29	A & N Islands	1,007	917	5,078	4,222	856	543
30	Chandigarh	1,007	725	7,013	5,905	1,108	1,327
31	Dadra and Nagar Haveli and Daman and Diu	502	485	1,396	1,146	250	104
32	Delhi	-	-	94,254	80,583	13,671	11,930
33	Jammu and Kashmir	23,178	21,378	94,681	81,171	13,510	4,370
34	Ladakh	963	652	3,330	2,621	709	777
35	Lakshadweep	-	-	321	252	69	26
36	Puducherry	1,007	904	4,462	3,246	1,216	268
All India		1,68,257	1,39,705	27,22,669	21,41,305	5,81,364	2,63,762

(NA) denotes "Not Available", (NP) denotes "Not Provided" (-) denotes "Zero"



TABLE 3.1.2-- SANCTIONED (S) & ACTUAL (A) STRENGTH IN DIFFERENT RANKS IN CIVIL POLICE IN STATES/UTs

AS ON 01.01.2023

Sl. No.	STATES/UTs	DGP/SPL. DGP			ADDL.DGP			IGP			DIG		
		S	A	V	S	A	V	S	A	V	S	A	V
(1)	(2)	(3)	(4)	(5)	(6)	(7)	(8)	(9)	(10)	(11)	(12)	(13)	(14)
1	Andhra Pradesh	13	13	-	13	13	-	17	8	9	21	21	-
2	Arunachal Pradesh	1	1	-	-	-	-	2	7	-5	6	6	-
3	Assam	6	6	-	6	4	2	14	11	3	18	10	8
4	Bihar	3	12	-9	10	29	-19	23	20	3	22	31	-9
5	Chhattisgarh	2	1	1	3	5	-2	8	5	3	11	9	2
6	Goa	-	-	-	1	1	-	1	1	-	2	1	1
7	Gujarat	7	5	2	20	13	7	25	17	8	24	19	5
8	Haryana	7	5	2	8	15	-7	29	11	18	21	13	8
9	Himachal Pradesh	1	4	-3	7	7	-	20	14	6	14	10	4
10	Jharkhand	2	4	-2	6	7	-1	14	7	7	14	12	2
11	Karnataka	3	6	-3	10	20	-10	24	24	-	19	19	-
12	Kerala	1	1	-	4	5	-1	13	6	7	8	5	3
13	Madhya Pradesh	5	12	-7	15	37	-22	27	16	11	25	33	-8
14	Maharashtra	8	4	4	35	26	9	33	31	2	48	30	18
15	Manipur	1	1	-	3	3	-	8	8	-	8	4	4
16	Meghalaya	1	1	-	5	-	5	7	5	2	8	3	5
17	Mizoram	1	1	-	1	1	-	1	5	-4	5	5	-
18	Nagaland	2	2	-	2	3	-1	11	11	-	14	13	1
19	Odisha	1	3	-2	7	12	-5	19	12	7	18	9	9
20	Punjab	12	6	6	25	22	3	26	18	8	13	10	3
21	Rajasthan	2	3	-1	8	29	-21	22	31	-9	16	29	-13
22	Sikkim	1	3	-2	2	1	1	4	5	-1	5	10	-5
23	Tamil Nadu	10	9	1	22	18	4	40	38	2	31	27	4
24	Telangana	2	3	-1	6	17	-11	16	8	8	17	12	5
25	Tripura	2	1	1	1	2	-1	6	5	1	4	-	4
26	Uttar Pradesh	7	14	-7	21	52	-31	51	33	18	53	43	10
27	Uttarakhand	1	1	-	1	3	-2	4	8	-4	7	6	1
28	West Bengal	10	10	-	31	29	2	44	32	12	65	64	1
29	A & N Islands	-	1	-1	1	1	-	1	1	-	2	4	-2
30	Chandigarh	-	-	-	1	1	-	1	1	-	1	1	-
31	Dadra and Nagar Haveli and Daman and Diu	-	-	-	-	-	-	-	-	-	1	1	-
32	Delhi	3	9	-6	15	12	3	20	22	-2	20	12	8
33	Jammu and Kashmir	4	6	-2	7	16	-9	19	11	8	21	28	-7
34	Ladakh	-	-	-	1	1	-	1	-	1	2	1	1
35	Lakshadweep	-	-	-	-	-	-	-	-	-	-	-	-
36	Puducherry	-	1	-1	-	1	-1	1	1	-	1	-	1
All India		119	149	-30	298	406	-108	552	433	119	565	501	64

(NA) denotes "Not Available"

(NP) denotes "Not Provided"

(-) denotes "Zero"



TABLE 3.1.2-- (CONTINUED ...)

Sl. No.	STATES/UTs	AIGP/SSP/SP/COMMANDANT			ADDL. SP/DY. COMMANDANT			ASP/DY.SP/ASST. COMMANDANT			INSPECTOR / RI		
		S	A	V	S	A	V	S	A	V	S	A	V
(1)	(2)	(15)	(16)	(17)	(18)	(19)	(20)	(21)	(22)	(23)	(24)	(25)	(26)
1	Andhra Pradesh	77	71	6	106	87	19	467	325	142	1,129	1,041	88
2	Arunachal Pradesh	27	27	-	22	19	3	58	39	19	186	167	19
3	Assam	99	95	4	123	81	42	240	94	146	592	560	32
4	Bihar	74	135	-61	0	0	0	1,056	528	528	1,810	801	1,009
5	Chhattisgarh	53	37	16	56	77	-21	330	292	38	987	817	170
6	Goa	17	16	1	0	0	0	39	30	9	118	116	2
7	Gujarat	134	121	13	0	0	0	325	279	46	1,364	1,223	141
8	Haryana	87	42	45	35	33	2	182	142	40	1,150	839	311
9	Himachal Pradesh	51	51	-	40	33	7	149	126	23	235	218	17
10	Jharkhand	149	48	101	39	2	37	390	249	141	991	695	296
11	Karnataka	221	280	-59	16	16	0	612	612	-	1,750	1,750	-
12	Kerala	84	84	-	6	1	5	312	294	18	778	635	143
13	Madhya Pradesh	71	116	-45	217	245	-28	851	637	214	2,225	1,780	445
14	Maharashtra	259	244	15	57	50	7	891	558	333	7,999	3,247	4,752
15	Manipur	36	31	5	68	53	15	100	49	51	302	245	57
16	Meghalaya	34	32	2	8	8	0	58	42	16	202	193	9
17	Mizoram	24	24	-	21	18	3	48	29	19	177	154	23
18	Nagaland	51	55	-4	69	64	5	139	142	-3	236	237	-1
19	Odisha	71	51	20	122	80	42	499	419	80	1,176	944	232
20	Punjab	218	204	14	0	0	0	612	543	69	989	717	272
21	Rajasthan	163	82	81	355	341	14	586	479	107	1,756	951	805
22	Sikkim	23	18	5	13	24	-11	45	41	4	65	78	-13
23	Tamil Nadu	168	147	21	162	132	30	801	791	10	2,599	2,573	26
24	Telangana	104	112	-8	112	86	26	387	352	35	1,375	1,217	158
25	Tripura	26	21	5	27	32	-5	114	112	2	197	192	5
26	Uttar Pradesh	170	212	-42	335	330	5	1,199	859	340	6,469	5,677	792
27	Uttarakhand	16	18	-2	9	13	-4	43	61	-18	189	191	-2
28	West Bengal	182	133	49	102	82	20	578	489	89	1,886	1,473	413
29	A & N Islands	4	4	-	0	1	-1	13	17	-4	60	55	5
30	Chandigarh	4	4	-	0	0	0	15	12	3	47	47	-
31	Dadra and Nagar Haveli and Daman and Diu	3	5	-2	1	0	1	3	4	-1	11	5	6
32	Delhi	50	53	-3	37	22	15	298	210	88	1,378	1,432	-54
33	Jammu and Kashmir	190	288	-98	0	0	0	570	617	-47	1,165	996	169
34	Ladakh	10	5	5	0	1	-1	11	9	2	26	53	-27
35	Lakshadweep	1	2	-1	0	0	0	1	4	-3	4	3	1
36	Puducherry	23	19	4	0	0	0	-	-	-	62	65	-3
All India		2,974	2,887	87	2,158	1,931	227	12,022	9,486	2,536	41,685	31,387	10,298

(NA) denotes "Not Available"

(NP) denotes "Not Provided"

(-) denotes "Zero"



TABLE 3.1.2-- (CONTINUED...)

Sl. No.	STATES/UTs	S.I./RSI			A.S.I./ARSI			HEAD CONSTABLE		
		S	A	V	S	A	V	S	A	V
(1)	(2)	(27)	(28)	(29)	(30)	(31)	(32)	(33)	(34)	(35)
1	Andhra Pradesh	3,130	2,612	518	3,199	3,122	77	9,084	8,670	414
2	Arunachal Pradesh	436	291	145	479	210	269	1,460	910	550
3	Assam	2,789	2,293	496	2,179	1,238	941	1,896	1,780	116
4	Bihar	18,240	11,251	6,989	14,822	6,882	7,940	3,947	401	3,546
5	Chhattisgarh	2,343	1,161	1,182	3,142	2,606	536	7,008	6,287	721
6	Goa	599	250	349	557	533	24	1,207	1,183	24
7	Gujarat	3,850	2,143	1,707	7,907	6,396	1,511	13,929	11,835	2,094
8	Haryana	3,611	2,844	767	6,033	5,236	797	12,052	7,329	4,723
9	Himachal Pradesh	550	486	64	1,061	864	197	1,898	1,774	124
10	Jharkhand	7,784	3,690	4,094	7,432	6,404	1,028	8,417	4,867	3,550
11	Karnataka	4,002	4,002	-	6,305	6,305	-	18,455	18,455	-
12	Kerala	2,403	1,880	523	2,134	1,889	245	8,276	7,387	889
13	Madhya Pradesh	6,338	5,248	1,090	10,498	8,238	2,260	19,454	15,995	3,459
14	Maharashtra	9,817	7,445	2,372	15,227	14,677	550	75,431	35,082	40,349
15	Manipur	1,207	1,064	143	1,951	1,525	426	3,465	2,187	1,278
16	Meghalaya	910	782	128	188	177	11	586	571	15
17	Mizoram	443	334	109	465	292	173	908	725	183
18	Nagaland	422	383	39	352	336	16	461	447	14
19	Odisha	4,128	2,494	1,634	4,845	4,372	473	1,578	1,028	550
20	Punjab	2,693	1,933	760	4,563	3,558	1,005	10,064	8,510	1,554
21	Rajasthan	3,845	2,295	1,550	11,916	4,763	7,153	16,909	13,111	3,798
22	Sikkim	174	135	39	250	384	-134	413	639	-226
23	Tamil Nadu	8,958	5,577	3,381	-	-	-	31,941	30,524	1,417
24	Telangana	3,832	2,997	835	2,654	2,481	173	7,616	6,199	1,417
25	Tripura	863	378	485	935	469	466	609	294	315
26	Uttar Pradesh	47,155	27,021	20,134	4,760	1,039	3,721	64,963	62,204	2,759
27	Uttarakhand	1,306	1,179	127	785	361	424	2,316	2,202	114
28	West Bengal	11,014	8,723	2,291	14,210	9,098	5,112	-	-	-
29	A & N Islands	242	137	105	129	94	35	613	536	77
30	Chandigarh	286	280	6	257	172	85	1,096	760	336
31	Dadra and Nagar Haveli and Daman and Diu	46	34	12	38	23	15	197	122	75
32	Delhi	7,658	6,382	1,276	7,035	7,040	-5	21,667	18,388	3,279
33	Jammu and Kashmir	4,477	2,742	1,735	5,209	3,588	1,621	10,850	10,259	591
34	Ladakh	100	73	27	122	256	-134	307	259	48
35	Lakshadweep	16	4	12	5	3	2	64	47	17
36	Puducherry	257	122	135	103	59	44	517	421	96
	All India	1,65,924	1,10,665	55,259	1,41,747	1,04,690	37,057	3,59,654	2,81,388	78,266

(NA) denotes "Not Available"
 (NP) denotes "Not Provided"
 (-) denotes "Zero"



TABLE 3.1.2-- (CONTINUED ...)

Sl. No.	STATES/UTs	CONSTABLE			OTHERS IF ANY			TOTAL		
		S	A	V	S	A	V	S	A	V
(1)	(2)	(36)	(37)	(38)	(39)	(40)	(41)	(42)	(43)	(44)
1	Andhra Pradesh	28,568	21,390	7,178	30,806	29,140	1,666	76,630	66,513	10,117
2	Arunachal Pradesh	5,176	3,871	1,305	552	274	278	8,405	5,822	2,583
3	Assam	14,420	13,641	779	798	724	74	23,180	20,537	2,643
4	Bihar	28,067	19,233	8,834	-	-	-	68,074	39,323	28,751
5	Chhattisgarh	32,937	25,252	7,685	5,551	3,155	2,396	52,431	39,704	12,727
6	Goa	3,380	2,552	828	1,296	921	375	7,217	5,604	1,613
7	Gujarat	38,958	23,917	15,041	-	-	-	66,543	45,968	20,575
8	Haryana	42,913	26,233	16,680	11,156	10,481	675	77,284	53,223	24,061
9	Himachal Pradesh	8,085	7,989	96	-	-	-	12,111	11,576	535
10	Jharkhand	35,281	27,494	7,787	-	NP	-	60,519	43,479	17,040
11	Karnataka	35,702	35,702	-	3,216	3,216	-	70,335	70,407	-72
12	Kerala	31,883	30,495	1,388	4,666	3,480	1,186	50,568	46,162	4,406
13	Madhya Pradesh	51,882	46,138	5,744	4,524	3,295	1,229	96,132	81,790	14,342
14	Maharashtra	84,425	76,615	7,810	1,494	558	936	1,95,724	1,38,567	57,157
15	Manipur	10,706	10,028	678	-	-	-	17,855	15,198	2,657
16	Meghalaya	4,176	3,321	855	236	172	64	6,419	5,307	1,112
17	Mizoram	2,110	1,140	970	367	367	-	4,571	3,095	1,476
18	Nagaland	3,837	3,392	445	-	-	-	5,596	5,085	511
19	Odisha	22,560	16,342	6,218	-	-	-	35,024	25,766	9,258
20	Punjab	50,466	44,406	6,060	1,812	1,036	776	71,493	60,963	10,530
21	Rajasthan	59,118	56,498	2,620	-	-	-	94,696	78,612	16,084
22	Sikkim	1,729	1,514	215	54	2	52	2,778	2,854	-76
23	Tamil Nadu	39,096	37,361	1,735	-	-	-	83,828	77,197	6,631
24	Telangana	32,747	22,161	10,586	-	-	-	48,868	35,645	13,223
25	Tripura	5,455	4,549	906	-	-	-	8,239	6,055	2,184
26	Uttar Pradesh	1,86,209	1,37,422	48,787	16,538	10,797	5,741	3,27,930	2,45,703	82,227
27	Uttarakhand	6,347	7,448	-1,101	-	-	-	11,024	11,491	-467
28	West Bengal	69,114	39,041	30,073	1,978	1,231	747	99,214	60,405	38,809
29	A & N Islands	1,853	1,768	85	422	271	151	3,340	2,890	450
30	Chandigarh	2,937	2,575	362	209	175	34	4,854	4,028	826
31	Dadra and Nagar Haveli and Daman and Diu	554	452	102	40	15	25	894	661	233
32	Delhi	44,068	37,589	6,479	1,633	38	1,595	83,882	71,209	12,673
33	Jammu and Kashmir	27,901	25,175	2,726	2,396	2,262	134	52,809	45,988	6,821
34	Ladakh	781	574	207	1,006	737	269	2,367	1,969	398
35	Lakshadweep	230	189	41	-	-	-	321	252	69
36	Puducherry	1,660	1,173	487	NP	NP	-	2,624	1,862	762
	All India	10,15,331	8,14,640	2,00,691	90,750	72,347	18,403	18,33,779	14,30,910	4,02,869

(NA) denotes "Not Available"

(NP) denotes "Not Provided"

(-) denotes "Zero"



TABLE 3.1.3 (A)- SANCTIONED (S) & ACTUAL (A) STRENGTH IN DIFFERENT RANKS IN DISTRICT ARMED RESERVE (DAR) POLICE IN STATES/UTs

AS ON 01.01.2023

Sl. No.	STATES/UTs	AIGP/SSP/SP/COMMANDANT			ADDL. SP/DY. COMMANDANT			ASP/DY.SP/ASST. COMMANDANT			INSPECTOR / RI		
		S	A	V	S	A	V	S	A	V	S	A	V
(1)	(2)	(3)	(4)	(5)	(6)	(7)	(8)	(9)	(10)	(11)	(12)	(13)	(14)
1	Andhra Pradesh	9	8	1	22	21	1	66	63	3	180	155	25
2	Arunachal Pradesh	-	-	-	-	-	-	-	-	-	-	-	-
3	Assam	-	-	-	-	-	-	-	-	-	32	31	1
4	Bihar	-	-	-	-	-	-	-	-	-	497	181	316
5	Chhattisgarh	-	-	-	-	-	-	-	-	-	-	-	-
6	Goa	NA	NA	-	NA	NA	-	NA	NA	-	NA	NA	-
7	Gujarat	-	-	-	-	-	-	-	-	-	61	52	9
8	Haryana	-	-	-	-	-	-	-	-	-	-	-	-
9	Himachal Pradesh	-	-	-	-	-	-	-	-	-	1	1	-
10	Jharkhand	-	-	-	-	-	-	-	-	-	-	-	-
11	Karnataka	22	27	-5	-	-	-	65	65	-	131	121	10
12	Kerala	-	-	-	-	-	-	-	-	-	-	-	-
13	Madhya Pradesh	NA	NA	-	NA	NA	-	NA	NA	-	NA	NA	-
14	Maharashtra	21	-	21	2	-	2	90	49	41	491	400	91
15	Manipur	-	-	-	-	-	-	-	-	-	-	-	-
16	Meghalaya	-	-	-	-	-	-	-	-	-	11	1	10
17	Mizoram	-	-	-	-	-	-	-	-	-	-	-	-
18	Nagaland	14	15	-1	13	13	-	25	31	-6	81	80	1
19	Odisha	-	-	-	-	-	-	-	-	-	40	36	4
20	Punjab	-	-	-	-	-	-	-	-	-	-	-	-
21	Rajasthan	-	-	-	-	-	-	-	-	-	-	-	-
22	Sikkim	-	-	-	-	-	-	-	-	-	-	-	-
23	Tamil Nadu	9	6	3	16	13	3	88	72	16	317	337	-20
24	Telangana	4	4	-	20	31	-11	61	60	1	230	208	22
25	Tripura	-	-	-	8	2	6	17	-	17	51	52	-1
26	Uttar Pradesh	-	-	-	-	-	-	-	-	-	295	231	64
27	Uttarakhand	-	-	-	6	5	1	25	7	18	25	20	5
28	West Bengal	-	-	-	-	-	-	19	13	6	145	79	66
29	A & N Islands	-	1	-1	-	-	-	2	1	1	4	6	-2
30	Chandigarh	-	-	-	-	-	-	-	-	-	-	-	-
31	Dadra and Nagar Haveli and Daman and Diu	-	-	-	-	-	-	-	-	-	-	-	-
32	Delhi	-	-	-	-	-	-	-	-	-	-	-	-
33	Jammu and Kashmir	-	-	-	-	-	-	20	21	-1	22	36	-14
34	Ladakh	-	-	-	-	-	-	-	-	-	-	-	-
35	Lakshadweep	-	-	-	-	-	-	-	-	-	-	-	-
36	Puducherry	-	-	-	-	-	-	-	-	-	-	-	-
	All India	79	61	18	87	85	2	478	382	96	2,614	2,027	587

(NA) denotes "Not Available", (NP) denotes "Not Provided" (-) denotes "Zero"



TABLE 3.1.3 (A) -- (CONTINUED ...)

Sl. No.	STATES/UTs	S.I./RSI			A.S.I./ARSI			HEAD CONSTABLE		
		S	A	V	S	A	V	S	A	V
(1)	(2)	(15)	(16)	(17)	(18)	(19)	(20)	(21)	(22)	(23)
1	Andhra Pradesh	486	371	115	980	955	25	3,450	3,218	232
2	Arunachal Pradesh	-	-	-	-	-	-	-	-	-
3	Assam	139	134	5	-	-	-	2,232	1,278	954
4	Bihar	2,004	1,469	535	-	-	-	8,446	2,336	6,110
5	Chhattisgarh	-	-	-	-	-	-	-	-	-
6	Goa	NA	NA	-	NA	NA	-	NA	NA	-
7	Gujarat	463	234	229	2,558	2,179	379	4,573	4,080	493
8	Haryana	-	-	-	-	-	-	-	-	-
9	Himachal Pradesh	5	5	-	17	17	-	78	78	-
10	Jharkhand	-	-	-	-	-	-	-	-	-
11	Karnataka	497	336	161	2,114	2,015	99	6,366	5,890	476
12	Kerala	-	-	-	-	-	-	-	-	-
13	Madhya Pradesh	NA	NA	-	NA	NA	-	NA	NA	-
14	Maharashtra	1,339	978	361	1,330	1,881	-551	5,927	3,469	2,458
15	Manipur	-	-	-	-	-	-	-	-	-
16	Meghalaya	131	126	5	-	-	-	382	358	24
17	Mizoram	-	-	-	-	-	-	-	-	-
18	Nagaland	100	112	-12	-	-	-	749	819	-70
19	Odisha	175	92	83	126	48	78	2,052	1,804	248
20	Punjab	-	-	-	-	-	-	-	-	-
21	Rajasthan	-	-	-	-	-	-	-	-	-
22	Sikkim	-	-	-	-	-	-	-	-	-
23	Tamil Nadu	1,241	679	562	-	-	-	2,999	2,866	133
24	Telangana	526	426	100	1,126	1,099	27	3,861	3,579	282
25	Tripura	110	23	87	-	-	-	459	197	262
26	Uttar Pradesh	3,940	2,066	1,874	-	-	-	11,014	10,143	871
27	Uttarakhand	94	93	1	442	409	33	1,283	567	716
28	West Bengal	698	614	84	2,530	2,080	450	-	-	-
29	A & N Islands	20	14	6	1	16	-15	115	120	-5
30	Chandigarh	-	-	-	-	-	-	-	-	-
31	Dadra and Nagar Haveli and Daman and Diu	-	-	-	-	-	-	-	-	-
32	Delhi	-	-	-	-	-	-	-	-	-
33	Jammu and Kashmir	52	80	-28	103	165	-62	566	440	126
34	Ladakh	-	-	-	-	-	-	-	-	-
35	Lakshadweep	-	-	-	-	-	-	-	-	-
36	Puducherry	-	-	-	-	-	-	-	-	-
	All India	12,020	7,852	4,168	11,327	10,864	463	54,552	41,242	13,310

(NA) denotes "Not Available"

(NP) denotes "Not Provided"

(-) denotes "Zero"



TABLE 3.1.3 (A) -- (CONTINUED ...)

Sl. No.	STATES/UTs	CONSTABLE			OTHERS IF ANY			TOTAL		
		S	A	V	S	A	V	S	A	V
(1)	(2)	(24)	(25)	(26)	(27)	(28)	(29)	(30)	(31)	(32)
1	Andhra Pradesh	11,552	8,310	3,242	-	-	-	16,745	13,101	3,644
2	Arunachal Pradesh	-	-	-	-	-	-	-	-	-
3	Assam	9,275	8,544	731	437	375	62	12,115	10,362	1,753
4	Bihar	40,249	39,950	299	-	-	-	51,196	43,936	7,260
5	Chhattisgarh	-	-	-	-	-	-	-	-	-
6	Goa	NA	NA	-	NA	NA	-	-	-	-
7	Gujarat	23,055	17,344	5,711	-	-	-	30,710	23,889	6,821
8	Haryana	-	-	-	-	-	-	-	-	-
9	Himachal Pradesh	670	670	-	-	-	-	771	771	-
10	Jharkhand	-	-	-	-	-	-	-	-	-
11	Karnataka	13,664	9,881	3,783	-	-	-	22,859	18,335	4,524
12	Kerala	-	-	-	-	-	-	-	-	-
13	Madhya Pradesh	NA	NA	-	NA	NA	-	-	-	-
14	Maharashtra	8,944	8,761	183	130	2,004	-1,874	18,274	17,542	732
15	Manipur	-	-	-	-	-	-	-	-	-
16	Meghalaya	2,920	2,649	271	-	-	-	3,444	3,134	310
17	Mizoram	-	-	-	-	-	-	-	-	-
18	Nagaland	1,642	1,835	-193	-	-	-	2,624	2,905	-281
19	Odisha	8,496	7,905	591	-	-	-	10,889	9,885	1,004
20	Punjab	-	-	-	-	-	-	-	-	-
21	Rajasthan	-	-	-	-	-	-	-	-	-
22	Sikkim	-	-	-	-	-	-	-	-	-
23	Tamil Nadu	28,420	27,159	1,261	-	-	-	33,090	31,132	1,958
24	Telangana	18,215	11,517	6,698	-	-	-	24,043	16,924	7,119
25	Tripura	2,982	2,030	952	1,011	517	494	4,638	2,821	1,817
26	Uttar Pradesh	40,409	7,102	33,307	-	-	-	55,658	19,542	36,116
27	Uttarakhand	2,997	2,652	345	1,063	715	348	5,935	4,468	1,467
28	West Bengal	19,212	13,347	5,865	5,909	1,058	4,851	28,513	17,191	11,322
29	A & N Islands	543	197	346	46	60	-14	731	415	316
30	Chandigarh	-	-	-	-	-	-	-	-	-
31	Dadra and Nagar Haveli and Daman and Diu	-	-	-	-	-	-	-	-	-
32	Delhi	-	-	-	-	-	-	-	-	-
33	Jammu and Kashmir	2,429	1,585	844	286	168	118	3,478	2,495	983
34	Ladakh	-	-	-	-	-	-	-	-	-
35	Lakshadweep	-	-	-	-	-	-	-	-	-
36	Puducherry	-	-	-	-	-	-	-	-	-
	All India	2,35,674	1,71,438	64,236	8,882	4,897	3,985	3,25,713	2,38,848	86,865

(NA) denotes "Not Available"

(NP) denotes "Not Provided"

(-) denotes "Zero"



TABLE 3.1.3 (B)- SANCTIONED (S) & ACTUAL (A) STRENGTH IN DIFFERENT RANKS IN SPECIAL ARMED POLICE BATTALION IN STATES/UTs

AS ON 01.01.2023

Sl. No.	STATES/UTs	NO. OF BATTALIONS	DGP/SPL. DGP			ADDL.DGP			IGP			DIG		
			S	A	V	S	A	V	S	A	V	S	A	V
(1)	(2)	(3)	(4)	(5)	(6)	(7)	(8)	(9)	(10)	(11)	(12)	(13)	(14)	(15)
1	Andhra Pradesh	5	-	-	-	1	1	-	-	-	-	2	1	1
2	Arunachal Pradesh	2	-	-	-	-	-	-	-	-	-	-	-	-
3	Assam	19	-	-	-	1	-	1	1	1	-	2	1	1
4	Bihar	19	1	1	-	1	1	-	1	-	1	2	2	-
5	Chhattisgarh	9	-	-	-	1	1	-	1	1	-	6	3	3
6	Goa	1	-	-	-	-	-	-	-	-	-	-	-	-
7	Gujarat	22	-	-	-	2	1	1	1	-	1	1	1	-
8	Haryana	6	-	-	-	-	-	-	1	1	-	-	-	-
9	Himachal Pradesh	1	-	-	-	-	-	-	-	-	-	-	-	-
10	Jharkhand	10	-	-	-	1	-	1	-	-	-	-	2	-2
11	Karnataka	12	-	-	-	1	1	-	-	-	-	1	1	-
12	Kerala	10	-	-	-	2	2	-	1	1	-	1	1	-
13	Madhya Pradesh	23	-	-	-	1	1	-	4	-	4	1	1	-
14	Maharashtra	14	-	-	-	1	1	-	-	-	-	3	2	1
15	Manipur	6	-	-	-	1	1	-	3	3	-	3	1	2
16	Meghalaya	2	-	-	-	-	-	-	-	-	-	-	-	-
17	Mizoram	3	-	-	-	-	-	-	-	-	-	1	1	-
18	Nagaland	8	-	-	-	-	-	-	1	1	-	4	3	1
19	Odisha	15	-	-	-	-	-	-	-	-	-	-	-	-
20	Punjab	8	1	-	1	1	1	-	-	-	-	2	1	1
21	Rajasthan	12	-	-	-	1	1	-	1	2	-1	2	1	1
22	Sikkim	1	-	-	-	-	1	-1	1	-	1	-	-	-
23	Tamil Nadu	15	-	-	-	1	1	-	1	1	-	1	1	-
24	Telangana	5	-	-	-	-	1	-1	1	-	1	1	1	-
25	Tripura	4	-	-	-	1	-	1	1	1	-	4	1	3
26	Uttar Pradesh	33	-	-	-	1	1	-	5	3	2	8	3	5
27	Uttarakhand	3	-	-	-	-	1	-1	1	-	1	-	2	-2
28	West Bengal	41	-	1	-1	1	-	1	4	-	4	5	2	3
29	A & N Islands	-	-	-	-	-	-	-	-	-	-	-	-	-
30	Chandigarh	1	-	-	-	-	-	-	-	-	-	-	-	-
31	Dadra and Nagar Haveli and Daman and Diu	-	-	-	-	-	-	-	-	-	-	-	-	-
32	Delhi	15	-	-	-	-	1	-1	-	2	-2	-	1	-1
33	Jammu and Kashmir	15	-	-	-	1	1	-	2	-	2	2	2	-
34	Ladakh	-	-	-	-	-	-	-	-	-	-	-	-	-
35	Lakshadweep	-	-	-	-	-	-	-	-	-	-	-	-	-
36	Puducherry	-	-	-	-	-	-	-	-	-	-	-	-	-
All India		340	2	2	-	20	19	1	31	17	14	52	35	17

(NA) denotes "Not Available", (NP) denotes "Not Provided"

(-) denotes "Zero"



TABLE 3.1.3 (B)-- (CONTINUED ...)

Sl. No.	STATES/UTs	NO. OF BATTALIONS	AIGP/SSP/SP/COMMANDANT			ADDL. SP/DY. COMMANDANT			ASP/DY.SP/ASST. COMMANDANT			INSPECTOR / RI		
			S	A	V	S	A	V	S	A	V	S	A	V
(1)	(2)	(3)	(16)	(17)	(18)	(19)	(20)	(21)	(22)	(23)	(24)	(25)	(26)	(27)
1	Andhra Pradesh	5	8	6	2	15	12	3	53	47	6	180	177	3
2	Arunachal Pradesh	2	2	2	-	2	2	-	12	12	-	14	12	2
3	Assam	19	26	25	1	16	7	9	119	32	87	339	494	-155
4	Bihar	19	19	14	5	23	1	22	67	40	27	223	40	183
5	Chhattisgarh	9	19	7	12	18	16	2	90	48	42	207	180	27
6	Goa	1	-	-	-	-	-	-	3	1	2	5	5	-
7	Gujarat	22	21	17	4	-	-	-	99	93	6	258	201	57
8	Haryana	6	5	4	1	1	1	-	21	16	5	74	39	35
9	Himachal Pradesh	1	1	1	-	1	1	-	2	2	-	10	7	3
10	Jharkhand	10	10	5	5	9	4	5	67	27	40	126	100	26
11	Karnataka	12	12	12	-	2	2	-	44	26	18	112	100	12
12	Kerala	10	4	4	-	9	9	-	34	34	-	61	58	3
13	Madhya Pradesh	23	22	19	3	42	26	16	139	47	92	376	162	214
14	Maharashtra	14	16	14	2	69	35	34	-	-	-	164	143	21
15	Manipur	6	23	23	-	33	13	20	55	18	37	104	95	9
16	Meghalaya	2	3	3	-	4	4	-	23	12	11	41	17	24
17	Mizoram	3	6	6	-	3	3	-	18	14	4	33	33	-
18	Nagaland	8	9	9	-	24	26	-2	48	47	1	56	59	-3
19	Odisha	15	26	13	13	37	34	3	136	68	68	169	131	38
20	Punjab	8	11	10	1	-	-	-	80	71	9	119	109	10
21	Rajasthan	12	4	5	-1	20	10	10	50	33	17	122	70	52
22	Sikkim	1	1	1	-	1	1	-	5	2	3	11	3	8
23	Tamil Nadu	15	10	9	1	16	7	9	52	11	41	151	152	-1
24	Telangana	5	5	4	1	9	8	1	22	21	1	60	57	3
25	Tripura	4	6	4	2	3	-	3	28	22	6	49	43	6
26	Uttar Pradesh	33	33	32	1	39	21	18	108	57	51	394	207	187
27	Uttarakhand	3	3	3	-	3	3	-	9	7	2	29	25	4
28	West Bengal	41	40	18	22	15	4	11	187	127	60	358	167	191
29	A & N Islands	-	-	-	-	-	-	-	-	-	-	-	-	-
30	Chandigarh	1	-	-	-	-	-	-	1	1	-	8	8	-
31	Dadra and Nagar Haveli and Daman and Diu	-	-	-	-	-	-	-	-	-	-	-	-	-
32	Delhi	15	3	1	2	17	2	15	48	17	31	74	83	-9
33	Jammu and Kashmir	15	55	17	38	-	10	-10	144	43	101	171	115	56
34	Ladakh	-	-	-	-	-	-	-	-	-	-	-	-	-
35	Lakshadweep	-	-	-	-	-	-	-	-	-	-	-	-	-
36	Puducherry	-	1	-	1	-	-	-	-	-	-	6	6	-
All India		340	404	288	116	431	262	169	1,764	996	768	4,104	3,098	1,006

(NA) denotes "Not Available"

(NP) denotes "Not Provided"

(-) denotes "Zero"



TABLE 3.1.3 (B)-- (CONTINUED ...)

Sl. No.	STATES/UTs	NO. OF BATTALIONS	S.I./RSI			A.S.I./ARSI			HEAD CONSTABLE		
			S	A	V	S	A	V	S	A	V
(1)	(2)	(3)	(28)	(29)	(30)	(31)	(32)	(33)	(34)	(35)	(36)
1	Andhra Pradesh	5	437	425	12	327	303	24	2,089	1,623	466
2	Arunachal Pradesh	2	42	37	5	7	6	1	319	199	120
3	Assam	19	1,155	1,082	73	59	36	23	5,864	4,127	1,737
4	Bihar	19	1,043	418	625	259	74	185	2,770	2,144	626
5	Chhattisgarh	9	528	378	150	897	731	166	2,612	2,400	212
6	Goa	1	15	15	-	10	10	-	85	85	-
7	Gujarat	22	1,192	674	518	2,221	1,181	1,040	2,400	2,006	394
8	Haryana	6	185	140	45	273	178	95	777	320	457
9	Himachal Pradesh	1	26	21	5	20	19	1	161	119	42
10	Jharkhand	10	694	395	299	42	435	-393	2,409	3,231	-822
11	Karnataka	12	313	225	88	1,114	1,004	110	3,422	3,363	59
12	Kerala	10	165	206	-41	58	53	5	1,257	1,154	103
13	Madhya Pradesh	23	1,059	455	604	1,571	906	665	4,824	3,944	880
14	Maharashtra	14	346	304	42	1,362	1,255	107	2,812	2,488	324
15	Manipur	6	201	142	59	-	-	-	1,393	1,449	-56
16	Meghalaya	2	91	86	5	-	-	-	338	284	54
17	Mizoram	3	90	87	3	18	4	14	360	358	2
18	Nagaland	8	333	315	18	-	-	-	2,934	3,041	-107
19	Odisha	15	478	369	109	197	160	37	2,786	2,623	163
20	Punjab	8	266	245	21	453	451	2	1,339	1,328	11
21	Rajasthan	12	430	272	158	-	-	-	2,806	2,249	557
22	Sikkim	1	19	31	-12	71	143	-72	42	237	-195
23	Tamil Nadu	15	477	338	139	-	-	-	1,580	814	766
24	Telangana	5	167	156	11	326	313	13	1,186	882	304
25	Tripura	4	106	100	6	-	17	-17	530	432	98
26	Uttar Pradesh	33	1,805	1,127	678	376	182	194	6,308	6,618	-310
27	Uttarakhand	3	84	78	6	265	950	-685	795	868	-73
28	West Bengal	41	1,295	707	588	5,939	2,431	3,508	-	-	-
29	A & N Islands	-	-	-	-	-	-	-	-	-	-
30	Chandigarh	1	28	28	-	-	-	-	179	179	-
31	Dadra and Nagar Haveli and Daman and Diu	-	-	-	-	-	-	-	-	-	-
32	Delhi	15	428	307	121	277	344	-67	2,041	2,317	-276
33	Jammu and Kashmir	15	883	258	625	812	370	442	3,099	2,521	578
34	Ladakh	-	-	-	-	-	-	-	-	-	-
35	Lakshadweep	-	-	-	-	-	-	-	-	-	-
36	Puducherry	-	20	13	7	3	2	1	108	98	10
All India		340	14,401	9,434	4,967	16,957	11,558	5,399	59,625	53,501	6,124

(NA) denotes "Not Available"

(NP) denotes "Not Provided"

(-) denotes "Zero"



TABLE 3.1.3 (B)-- (CONTINUED ...)

Sl. No.	STATES/UTs	NO. OF BATTALIONS	CONSTABLE			OTHERS IF ANY			TOTAL		
			S	A	V	S	A	V	S	A	V
(1)	(2)	(3)	(37)	(38)	(39)	(40)	(41)	(42)	(43)	(44)	(45)
1	Andhra Pradesh	5	6,505	3,657	2,848	-	-	-	9,617	6,252	3,365
2	Arunachal Pradesh	2	1,282	1,112	170	192	153	39	1,872	1,535	337
3	Assam	19	27,959	26,550	1,409	2,874	2,408	466	38,415	34,763	3,652
4	Bihar	19	15,550	12,593	2,957	817	199	618	20,776	15,527	5,249
5	Chhattisgarh	9	9,800	8,784	1,016	67	6	61	14,246	12,555	1,691
6	Goa	1	450	68	382	-	-	-	568	184	384
7	Gujarat	22	19,995	14,081	5,914	-	-	-	26,190	18,255	7,935
8	Haryana	6	5,287	3,302	1,985	-	-	-	6,624	4,001	2,623
9	Himachal Pradesh	1	553	506	47	-	-	-	774	676	98
10	Jharkhand	10	8,822	6,438	2,384	375	586	-211	12,555	11,223	1,332
11	Karnataka	12	6,991	4,442	2,549	1,216	573	643	13,228	9,749	3,479
12	Kerala	10	7,975	4,684	3,291	373	365	8	9,940	6,571	3,369
13	Madhya Pradesh	23	18,337	14,653	3,684	755	702	53	27,131	20,916	6,215
14	Maharashtra	14	8,925	9,118	-193	2,488	261	2,227	16,186	13,621	2,565
15	Manipur	6	4,966	4,445	521	-	-	-	6,782	6,190	592
16	Meghalaya	2	2,389	1,897	492	236	194	42	3,125	2,497	628
17	Mizoram	3	1,635	967	668	360	320	40	2,524	1,793	731
18	Nagaland	8	9,241	8,376	865	-	-	-	12,650	11,877	773
19	Odisha	15	11,882	9,564	2,318	-	-	-	15,711	12,962	2,749
20	Punjab	8	5,102	4,913	189	148	78	70	7,522	7,207	315
21	Rajasthan	12	10,209	9,494	715	-	-	-	13,645	12,137	1,508
22	Sikkim	1	824	405	419	56	9	47	1,031	833	198
23	Tamil Nadu	15	13,140	12,692	448	-	-	-	15,429	14,026	1,403
24	Telangana	5	3,918	2,435	1,483	-	-	-	5,695	3,878	1,817
25	Tripura	4	2,265	2,143	122	899	747	152	3,892	3,510	382
26	Uttar Pradesh	33	27,591	38,225	-10,634	6,493	4,799	1,694	43,161	51,275	-8,114
27	Uttarakhand	3	2,093	1,614	479	382	248	134	3,664	3,799	-135
28	West Bengal	41	26,182	18,072	8,110	370	185	185	34,396	21,714	12,682
29	A & N Islands	-	-	-	-	-	-	-	-	-	-
30	Chandigarh	1	936	936	-	-	-	-	1,152	1,152	-
31	Dadra and Nagar Haveli and Daman and Diu	-	-	-	-	-	-	-	-	-	-
32	Delhi	15	6,822	6,141	681	662	158	504	10,372	9,374	998
33	Jammu and Kashmir	15	8,873	7,108	1,765	1,174	865	309	15,216	11,310	3,906
34	Ladakh	-	-	-	-	-	-	-	-	-	-
35	Lakshadweep	-	-	-	-	-	-	-	-	-	-
36	Puducherry	-	637	347	290	56	14	42	831	480	351
	All India	340	2,77,136	2,39,762	37,374	19,993	12,870	7,123	3,94,920	3,31,842	63,078

(NA) denotes "Not Available"

(NP) denotes "Not Provided"

(-) denotes "Zero"



TABLE 3.1.3 (C)- SANCTIONED (S) & ACTUAL (A) STRENGTH OF DIFFERENT RANKS IN IRB POLICE IN STATES/UTs

AS ON 01.01.2023

Sl. No.	STATES/UTs	NO. OF BATTALIONS	DGP/SPL. DGP			ADDL.DGP			IGP			DIG		
			S	A	V	S	A	V	S	A	V	S	A	V
(1)	(2)	(3)	(4)	(5)	(6)	(7)	(8)	(9)	(10)	(11)	(12)	(13)	(14)	(15)
1	Andhra Pradesh	3	-	-	-	-	-	-	-	-	-	-	-	-
2	Arunachal Pradesh	5	-	-	-	-	-	-	-	-	-	-	-	-
3	Assam	9	-	-	-	-	-	-	-	-	-	-	-	-
4	Bihar	4	-	-	-	-	-	-	-	-	-	-	-	-
5	Chhattisgarh	13	-	-	-	-	-	-	-	-	-	-	-	-
6	Goa	3	-	-	-	-	-	-	-	-	-	-	-	-
7	Gujarat	-	-	-	-	-	-	-	-	-	-	-	-	-
8	Haryana	4	-	-	-	1	1	-	1	1	-	1	-	1
9	Himachal Pradesh	6	-	-	-	-	-	-	-	-	-	-	-	-
10	Jharkhand	10	-	-	-	-	-	-	-	-	-	-	-	-
11	Karnataka	2	-	-	-	-	-	-	-	-	-	-	-	-
12	Kerala	1	-	-	-	-	-	-	-	-	-	-	-	-
13	Madhya Pradesh	2	-	-	-	-	-	-	-	-	-	-	-	-
14	Maharashtra	5	-	-	-	-	-	-	-	-	-	-	-	-
15	Manipur #	11	-	-	-	1*	1*	-	2**	2**	-	2***	1***	-
16	Meghalaya	4	-	-	-	-	-	-	-	-	-	-	-	-
17	Mizoram	5	-	-	-	-	-	-	-	-	-	-	-	-
18	Nagaland	7	-	-	-	-	-	-	1	1	-	2	2	-
19	Odisha	9	-	-	-	-	-	-	-	-	-	-	-	-
20	Punjab	7	-	-	-	-	-	-	1	-	1	1	-	1
21	Rajasthan	6	-	-	-	-	-	-	-	-	-	-	-	-
22	Sikkim	3	-	-	-	-	-	-	-	-	-	-	-	-
23	Tamil Nadu	-	-	-	-	-	-	-	-	-	-	-	-	-
24	Telangana	8	-	-	-	-	-	-	-	-	-	-	-	-
25	Tripura	11	-	-	-	-	-	-	-	-	-	-	-	-
26	Uttar Pradesh	1	-	-	-	-	-	-	-	-	-	-	-	-
27	Uttarakhand	2	-	-	-	-	-	-	-	-	-	-	-	-
28	West Bengal	3	-	-	-	-	-	-	-	-	-	-	-	-
29	A & N Islands	1	-	-	-	-	-	-	-	-	-	-	-	-
30	Chandigarh	1	-	-	-	-	-	-	-	-	-	-	-	-
31	Dadra and Nagar Haveli and Daman and Diu	4	-	-	-	-	-	-	-	-	-	-	-	-
32	Delhi	-	-	-	-	-	-	-	-	-	-	-	-	-
33	Jammu and Kashmir	24	-	-	-	-	-	-	-	-	-	2	1	1
34	Ladakh	1	-	-	-	-	-	-	-	-	-	-	-	-
35	Lakshadweep	-	-	-	-	-	-	-	-	-	-	-	-	-
36	Puducherry	1	-	-	-	-	-	-	-	-	-	-	-	-
	All India	176	-	-	-	1	1	-	3	2	1	6	3	3

ADDL.DGP S 1* ADGP (Armed Police) post is for both State Armed Police Battalions and IR Battalions as shown in table 3.1.3(B)
A 1* ADGP (Armed Police) post is for both State Armed Police Battalions and IR Battalions as shown in table 3.1.3(B)
IGP S 2** IGP(AP-I) & IGP(AP-II) post are for both State Armed Police Battalions and IR Battalions as shown in table 3.1.3(B)
A 2** IGP(AP-I) & IGP(AP-II) post are for both State Armed Police Battalions and IR Battalions as shown in table 3.1.3(B)
DIG S 2*** DIGP(AP-I) & DIGP(AP-II) post are for both State Armed Police Battalions and IR Battalions as shown in table 3.1.3(B)
A 1*** DIGP(AP-I) & DIGP(AP-II) post are for both State Armed Police Battalions and IR Battalions as shown in table 3.1.3(B)

(NA) denotes "Not Available", (NP) denotes "Not Provided"

(-) denotes "Zero"



TABLE 3.1.3 (C)- (CONTINUED ...)

Sl. No.	STATES/UTs	NO. OF BATTALIONS	AIGP/SSP/SP/COMMANDANT			ADDL. SP/DY. COMMANDANT			ASP/DY.SP/ASST. COMMANDANT			INSPECTOR / RI		
			S	A	V	S	A	V	S	A	V	S	A	V
(1)	(2)	(3)	(16)	(17)	(18)	(19)	(20)	(21)	(22)	(23)	(24)	(25)	(26)	(27)
1	Andhra Pradesh	3	3	2	1	4	4	-	10	7	3	32	32	-
2	Arunachal Pradesh	5	5	5	-	10	10	-	33	19	14	40	38	2
3	Assam	9	9	9	-	3	2	1	54	14	40	65	58	7
4	Bihar	4	4	3	1	10	2	8	30	21	9	42	12	30
5	Chhattisgarh	13	13	10	3	37	9	28	94	45	49	120	100	20
6	Goa	3	3	-	3	9	-	9	21	-	21	21	21	-
7	Gujarat	-	-	-	-	-	-	-	-	-	-	-	-	-
8	Haryana	4	4	1	3	12	1	11	28	19	9	52	27	25
9	Himachal Pradesh	6	6	6	-	17	15	2	41	19	22	48	47	1
10	Jharkhand	10	10	5	5	32	-	32	71	19	52	92	5	87
11	Karnataka	2	2	2	-	6	6	-	14	4	10	15	13	2
12	Kerala	1	1	1	-	2	2	-	5	5	-	5	5	-
13	Madhya Pradesh	2	2	1	1	6	4	2	13	5	8	16	10	6
14	Maharashtra	5	3	4	-1	-	11	-11	30	-	30	21	22	-1
15	Manipur #	11	11	8	3	33	15	18	77	23	54	88	74	14
16	Meghalaya	4	4	3	1	12	11	1	28	19	9	28	13	15
17	Mizoram	5	10	5	5	10	10	-	34	21	13	51	50	1
18	Nagaland	7	7	7	-	21	21	-	47	45	2	49	49	-
19	Odisha	9	11	3	8	24	20	4	66	19	47	66	67	-1
20	Punjab	7	7	6	1	16	3	13	48	23	25	93	54	39
21	Rajasthan	6	2	4	-2	19	9	10	37	17	20	38	23	15
22	Sikkim	3	3	3	-	9	4	5	21	2	19	21	3	18
23	Tamil Nadu	-	-	-	-	-	-	-	-	-	-	-	-	-
24	Telangana	8	8	8	-	11	8	3	32	31	1	79	79	-
25	Tripura	11	11	11	-	22	7	15	88	48	40	135	98	37
26	Uttar Pradesh	1	1	1	-	3	-	3	7	3	4	10	4	6
27	Uttarakhand	2	2	2	-	6	3	3	14	2	12	14	14	-
28	West Bengal	3	3	1	2	-	1	-1	28	13	15	26	3	23
29	A & N Islands	1	1	1	-	3	-	3	7	4	3	8	7	1
30	Chandigarh	1	1	1	-	3	1	2	7	2	5	8	4	4
31	Dadra and Nagar Haveli and Daman and Diu	4	-	-	-	1	-	1	4	4	-	3	5	-2
32	Delhi	-	-	-	-	-	-	-	-	-	-	-	-	-
33	Jammu and Kashmir	24	96	21	75	-	49	-49	168	82	86	168	164	4
34	Ladakh	1	1	1	-	3	2	1	7	3	4	7	7	-
35	Lakshadweep	-	-	-	-	-	-	-	-	-	-	-	-	-
36	Puducherry	1	1	1	-	3	2	1	7	4	3	8	7	1
All India		176	245	136	109	347	232	115	1,171	542	629	1,469	1,115	354

ADDL.DGP S 1* ADGP (Armed Police) post is for both State Armed Police Battalions and IR Battalions as shown in table 3.1.3(B)
A 1* ADGP (Armed Police) post is for both State Armed Police Battalions and IR Battalions as shown in table 3.1.3(B)
IGP S 2** IGP(AP-I) & IGP(AP-II) post are for both State Armed Police Battalions and IR Battalions as shown in table 3.1.3(B)
A 2** IGP(AP-I) & IGP(AP-II) post are for both State Armed Police Battalions and IR Battalions as shown in table 3.1.3(B)
DIG S 2*** DIGP(AP-I) & DIGP(AP-II) post are for both State Armed Police Battalions and IR Battalions as shown in table 3.1.3(B)
A 1*** DIGP(AP-I) & DIGP(AP-II) post are for both State Armed Police Battalions and IR Battalions as shown in table 3.1.3(B)

(NA) denotes "Not Available", (NP) denotes "Not Provided"

(-) denotes "Zero"



TABLE 3.1.3 (C)- (CONTINUED...)

Sl. No.	STATES/UTs	NO. OF BATTALIONS	S.I./RSI			A.S.I./ARSI			HEAD CONSTABLE		
			S	A	V	S	A	V	S	A	V
(1)	(2)	(3)	(28)	(29)	(30)	(31)	(32)	(33)	(34)	(35)	(36)
1	Andhra Pradesh	3	94	94	-	152	148	4	758	573	185
2	Arunachal Pradesh	5	125	113	12	137	95	42	899	768	131
3	Assam	9	213	208	5	184	54	130	1,440	1,317	123
4	Bihar	4	137	53	84	59	36	23	714	558	156
5	Chhattisgarh	13	409	280	129	340	240	100	2,117	2,020	97
6	Goa	3	69	42	27	54	53	1	480	475	5
7	Gujarat	-	-	-	-	-	-	-	-	-	-
8	Haryana	4	112	108	4	224	108	116	668	556	112
9	Himachal Pradesh	6	149	133	16	108	107	1	982	870	112
10	Jharkhand	10	284	227	57	173	23	150	1,718	887	831
11	Karnataka	2	48	19	29	176	172	4	526	500	26
12	Kerala	1	21	21	-	18	18	-	198	160	38
13	Madhya Pradesh	2	76	22	54	44	21	23	303	210	93
14	Maharashtra	5	69	75	-6	66	56	10	532	492	40
15	Manipur #	11	282	151	131	49	64	-15	2,222	1,575	647
16	Meghalaya	4	92	87	5	72	27	45	640	627	13
17	Mizoram	5	150	106	44	27	4	23	600	595	5
18	Nagaland	7	147	124	23	-	-	-	1,491	1,434	57
19	Odisha	9	222	201	21	283	219	64	1,319	1,305	14
20	Punjab	7	196	150	46	393	375	18	1,186	1,127	59
21	Rajasthan	6	134	104	30	-	-	-	984	823	161
22	Sikkim	3	69	14	55	213	18	195	480	106	374
23	Tamil Nadu	-	-	-	-	-	-	-	22	22	-
24	Telangana	8	214	213	1	438	392	46	1,551	884	667
25	Tripura	11	347	217	130	36	-	36	1,769	1,110	659
26	Uttar Pradesh	1	39	34	5	-	-	-	156	222	-66
27	Uttarakhand	2	44	39	5	124	132	-8	430	278	152
28	West Bengal	3	106	44	62	544	124	420	-	-	-
29	A & N Islands	1	25	16	9	18	18	-	164	162	2
30	Chandigarh	1	25	21	4	18	25	-7	164	1	163
31	Dadra and Nagar Haveli and Daman and Diu	4	12	8	4	9	11	-2	82	93	-11
32	Delhi	-	-	-	-	-	-	-	-	-	-
33	Jammu and Kashmir	24	552	379	173	432	444	-12	3,840	4,241	-401
34	Ladakh	1	23	26	-3	18	17	1	160	103	57
35	Lakshadweep	-	-	-	-	-	-	-	-	-	-
36	Puducherry	1	25	-	25	18	18	-	164	164	-
All India		176	4,510	3,329	1,181	4,427	3,019	1,408	28,759	24,258	4,501

ADDL.DGP S 1* ADGP (Armed Police) post is for both State Armed Police Battalions and IR Battalions as shown in table 3.1.3(B)
A 1* ADGP (Armed Police) post is for both State Armed Police Battalions and IR Battalions as shown in table 3.1.3(B)
IGP S 2** IGP(AP-I) & IGP(AP-II) post are for both State Armed Police Battalions and IR Battalions as shown in table 3.1.3(B)
A 2** IGP(AP-I) & IGP(AP-II) post are for both State Armed Police Battalions and IR Battalions as shown in table 3.1.3(B)
DIG S 2*** DIGP(AP-I) & DIGP(AP-II) post are for both State Armed Police Battalions and IR Battalions as shown in table 3.1.3(B)
A 1*** DIGP(AP-I) & DIGP(AP-II) post are for both State Armed Police Battalions and IR Battalions as shown in table 3.1.3(B)

(NA) denotes "Not Available"

(NP) denotes "Not Provided"

(-) denotes "Zero"



TABLE 3.1.3 (C)- (CONTINUED...)

Sl. No.	STATES/UTs	NO. OF BATTALIONS	CONSTABLE			OTHERS IF ANY			TOTAL		
			S	A	V	S	A	V	S	A	V
(1)	(2)	(3)	(37)	(38)	(39)	(40)	(41)	(42)	(43)	(44)	(45)
1	Andhra Pradesh	3	2,276	1,297	979	47	31	16	3,376	2,188	1,188
2	Arunachal Pradesh	5	3,369	3,299	70	403	219	184	5,021	4,566	455
3	Assam	9	6,089	5,864	225	-	-	-	8,057	7,526	531
4	Bihar	4	3,008	2,913	95	300	280	20	4,304	3,878	426
5	Chhattisgarh	13	10,283	9,536	747	45	3	42	13,458	12,243	1,215
6	Goa	3	2,025	1,236	789	339	216	123	3,021	2,043	978
7	Gujarat	-	-	-	-	-	-	-	-	-	-
8	Haryana	4	2,802	1,793	1,009	-	-	-	3,905	2,615	1,290
9	Himachal Pradesh	6	4,200	3,697	503	-	-	-	5,551	4,894	657
10	Jharkhand	10	7,400	5,367	2,033	-	682	-682	9,780	7,215	2,565
11	Karnataka	2	1,056	470	586	3,161	2,234	927	5,004	3,420	1,584
12	Kerala	1	897	835	62	37	37	-	1,184	1,084	100
13	Madhya Pradesh	2	1,610	1,133	477	48	236	-188	2,118	1,642	476
14	Maharashtra	5	2,051	1,992	59	9	-	9	2,781	2,652	129
15	Manipur #	11	7,701	6,919	782	-	-	-	10,463	8,829	1,634
16	Meghalaya	4	2,700	2,140	560	276	231	45	3,852	3,158	694
17	Mizoram	5	2,725	1,145	1,580	600	515	85	4,207	2,451	1,756
18	Nagaland	7	4,074	3,702	372	-	-	-	5,839	5,385	454
19	Odisha	9	6,075	5,209	866	-	-	-	8,066	7,043	1,023
20	Punjab	7	4,311	3,925	386	57	37	20	6,309	5,700	609
21	Rajasthan	6	3,866	3,596	270	-	-	-	5,080	4,576	504
22	Sikkim	3	2,025	1,749	276	207	138	69	3,048	2,037	1,011
23	Tamil Nadu	-	93	93	-	-	-	-	115	115	-
24	Telangana	8	5,119	3,749	1,370	-	-	-	7,452	5,364	2,088
25	Tripura	11	7,765	7,132	633	2,740	1,925	815	12,913	10,548	2,365
26	Uttar Pradesh	1	609	846	-237	126	117	9	951	1,227	-276
27	Uttarakhand	2	1,020	971	49	138	117	21	1,792	1,558	234
28	West Bengal	3	2,239	501	1,738	-	-	-	2,946	687	2,259
29	A & N Islands	1	701	637	64	80	72	8	1,007	917	90
30	Chandigarh	1	701	622	79	80	48	32	1,007	725	282
31	Dadra and Nagar Haveli and Daman and Diu	4	350	322	28	41	42	-1	502	485	17
32	Delhi	-	-	-	-	-	-	-	-	-	-
33	Jammu and Kashmir	24	16,200	14,282	1,918	1,720	1,715	5	23,178	21,378	1,800
34	Ladakh	1	675	470	205	69	23	46	963	652	311
35	Lakshadweep	-	-	-	-	-	-	-	-	-	-
36	Puducherry	1	701	641	60	80	67	13	1,007	904	103
All India		176	1,16,716	98,083	18,633	10,603	8,985	1,618	1,68,257	1,39,705	28,552

ADDL.DGP S 1* ADGP (Armed Police) post is for both State Armed Police Battalions and IR Battalions as shown in table 3.1.3(B)
A 1* ADGP (Armed Police) post is for both State Armed Police Battalions and IR Battalions as shown in table 3.1.3(B)
IGP S 2** IGP(AP-I) & IGP(AP-II) post are for both State Armed Police Battalions and IR Battalions as shown in table 3.1.3(B)
A 2** IGP(AP-I) & IGP(AP-II) post are for both State Armed Police Battalions and IR Battalions as shown in table 3.1.3(B)
DIG S 2*** DIGP(AP-I) & DIGP(AP-II) post are for both State Armed Police Battalions and IR Battalions as shown in table 3.1.3(B)
A 1*** DIGP(AP-I) & DIGP(AP-II) post are for both State Armed Police Battalions and IR Battalions as shown in table 3.1.3(B)

(NA) denotes "Not Available"

(NP) denotes "Not Provided"

(-) denotes "Zero"



TABLE 3.1.3 (D)- ACTUAL (A) STRENGTH OF COMMANDO BATTALIONS IN STATES/UTs

AS ON 01.01.2023

Sl. No.	STATES/UTs	NUMBER OF BATTALIONS	DGP/ SPL DG/ ADGP	IGP	DIG	AIGP/SSP/SP/ COMMANDANT	ADDL. SP/DY. COMMANDANT	ASP/ DY.SP/ ASST. COMMANDANT
(1)	(2)	(3)	(4)	(5)	(6)	(7)	(8)	(9)
1	Andhra Pradesh	2	1	-	2	7	5	21
2	Arunachal Pradesh	-	-	-	-	-	-	-
3	Assam	6	-	-	-	6	1	5
4	Bihar	-	-	-	-	-	-	-
5	Chhattisgarh	-	-	-	-	-	-	-
6	Goa	NA	NA	NA	NA	NA	NA	NA
7	Gujarat	1	-	-	-	-	-	-
8	Haryana	1	-	-	-	-	1	2
9	Himachal Pradesh	-	-	-	-	-	-	-
10	Jharkhand	-	-	-	-	-	-	-
11	Karnataka	-	-	-	-	-	-	-
12	Kerala	-	-	-	-	-	-	-
13	Madhya Pradesh	1	-	-	-	1	2	18
14	Maharashtra	-	-	-	-	-	-	-
15	Manipur	1	-	-	-	1	2	1
16	Meghalaya	1	-	-	-	1	2	4
17	Mizoram	-	-	-	-	-	-	-
18	Nagaland	-	-	-	-	-	-	-
19	Odisha	-	-	-	-	-	-	-
20	Punjab	5	-	-	-	5	2	22
21	Rajasthan	-	-	-	-	-	-	-
22	Sikkim	-	-	-	-	-	-	-
23	Tamil Nadu	-	-	-	-	-	-	-
24	Telangana	-	-	-	-	-	-	-
25	Tripura	-	-	-	-	-	-	-
26	Uttar Pradesh	-	-	-	-	-	-	-
27	Uttarakhand	-	-	-	-	-	-	-
28	West Bengal	1	-	-	-	-	-	-
29	A & N Islands	-	-	-	-	-	-	-
30	Chandigarh	-	-	-	-	-	-	-
31	Dadra and Nagar Haveli and Daman and Diu	-	-	-	-	-	-	-
32	Delhi	-	-	-	-	-	-	-
33	Jammu and Kashmir	-	-	-	-	-	-	-
34	Ladakh	-	-	-	-	-	-	-
35	Lakshadweep	-	-	-	-	-	-	-
36	Puduchery	-	-	-	-	-	-	-
	All India	19	1	-	2	21	15	73

(NA) denotes "Not Available"

(NP) denotes "Not Provided"

(-) denotes "Zero"



TABLE 3.1.3 (D)- (CONTINUED ...)

Sl. No.	STATES/UTs	NUMBER OF BATTALIONS	INSPECTOR/RI	S.I./RSI	A.S.I./ARSI	HEAD CONSTABLE	CONSTABLE	OTHERS IF ANY	TOTAL
(1)	(2)	(3)	(10)	(11)	(12)	(13)	(14)	(15)	(16)
1	Andhra Pradesh	2	85	190	-	377	845	53	1,586
2	Arunachal Pradesh	-	-	-	-	-	-	-	-
3	Assam	6	91	363	-	130	-	-	596
4	Bihar	-	-	-	-	-	-	-	-
5	Chhattisgarh	-	-	-	-	-	-	-	-
6	Goa	NA	NA	NA	NA	NA	NA	NA	-
7	Gujarat	1	10	10	23	36	220	32	331
8	Haryana	1	8	58	3	80	568	-	720
9	Himachal Pradesh	-	-	-	-	-	-	-	-
10	Jharkhand	-	-	-	-	-	-	-	-
11	Karnataka	-	-	-	-	-	-	-	-
12	Kerala	-	-	-	-	-	-	-	-
13	Madhya Pradesh	1	9	97	21	202	654	10	1,014
14	Maharashtra	-	-	-	-	-	-	-	-
15	Manipur	1	7	13	56	65	536	-	681
16	Meghalaya	1	2	32	3	24	500	48	616
17	Mizoram	-	-	-	-	-	-	-	-
18	Nagaland	-	-	-	-	-	-	-	-
19	Odisha	-	-	-	-	-	-	-	-
20	Punjab	5	54	79	222	661	2,723	33	3,801
21	Rajasthan	-	-	-	-	-	-	-	-
22	Sikkim	-	-	-	-	-	-	-	-
23	Tamil Nadu	-	-	-	-	-	-	-	-
24	Telangana	-	-	-	-	-	-	-	-
25	Tripura	-	-	-	-	-	-	-	-
26	Uttar Pradesh	-	-	-	-	-	-	-	-
27	Uttarakhand	-	-	-	-	-	-	-	-
28	West Bengal	1	4	9	9	-	79	-	101
29	A & N Islands	-	-	-	-	-	-	-	-
30	Chandigarh	-	-	-	-	-	-	-	-
31	Dadra and Nagar Haveli and Daman and Diu	-	-	-	-	-	-	-	-
32	Delhi	-	-	-	-	-	-	-	-
33	Jammu and Kashmir	-	-	-	-	-	-	-	-
34	Ladakh	-	-	-	-	-	-	-	-
35	Lakshadweep	-	-	-	-	-	-	-	-
36	Puducherry	-	-	-	-	-	-	-	-
	All India	19	270	851	337	1,575	6,125	176	9,446

(NA) denotes "Not Available"

(NP) denotes "Not Provided"

(-) denotes "Zero"



TABLE 3.1.3 (E)- ANTI HUMAN TRAFFICKING UNIT IN STATES/UTs

AS ON 01.01.2023

Sl.No.	STATES/UTs	NUMBER OF UNITS OF ANTI HUMAN TRAFFICKING UNIT
(1)	(2)	(3)
1	Andhra Pradesh	13
2	Arunachal Pradesh	8
3	Assam	38
4	Bihar	44
5	Chhattisgarh	27
6	Goa	2
7	Gujarat	40
8	Haryana	22
9	Himachal Pradesh	12
10	Jharkhand	24
11	Karnataka	9
12	Kerala	20
13	Madhya Pradesh	52
14	Maharashtra	45
15	Manipur	16
16	Meghalaya	11
17	Mizoram	8
18	Nagaland	-
19	Odisha	37
20	Punjab	29
21	Rajasthan	43
22	Sikkim	1
23	Tamil Nadu	32
24	Telangana	31
25	Tripura	8
26	Uttar Pradesh	75
27	Uttarakhand	13
28	West Bengal	40
29	A & N Islands	1
30	Chandigarh	1
31	Dadra and Nagar Haveli and Daman and Diu	3
32	Delhi	17
33	Jammu and Kashmir	7
34	Ladakh	2
35	Lakshadweep	1
36	Puducherry	1
	All India	733

(NA) denotes "Not Available"

(NP) denotes "Not Provided"

(-) denotes "Zero"



TABLE 3.1.4 -- SANCTIONED (S) & ACTUAL (A) STRENGTH IN VARIOUS RANKS WITH VACANCIES (V) OF TOTAL (CIVIL + DISTRICT ARMED RESERVE (DAR) + ARMED + IRB) POLICE FORCE IN STATES/UTs

AS ON 01.01.2023

Sl. No.	STATES/UTs	DGP/SPL. DGP			ADDL.DGP			IGP			DIG			AIGP/SSP/SP/COMMANDANT		
		S	A	V	S	A	V	S	A	V	S	A	V	S	A	V
(1)	(2)	(3)	(4)	(5)	(6)	(7)	(8)	(9)	(10)	(11)	(12)	(13)	(14)	(15)	(16)	(17)
1	Andhra Pradesh	13	13	-	14	14	-	17	8	9	23	22	1	97	87	10
2	Arunachal Pradesh	1	1	-	-	-	-	2	7	-5	6	6	-	34	34	-
3	Assam	6	6	-	7	4	3	15	12	3	20	11	9	134	129	5
4	Bihar	4	13	-9	11	30	-19	24	20	4	24	33	-9	97	152	-55
5	Chhattisgarh	2	1	1	4	6	-2	9	6	3	17	12	5	85	54	31
6	Goa	-	-	-	1	1	-	1	1	-	2	1	1	20	16	4
7	Gujarat	7	5	2	22	14	8	26	17	9	25	20	5	155	138	17
8	Haryana	7	5	2	9	16	-7	31	13	18	22	13	9	96	47	49
9	Himachal Pradesh	1	4	-3	7	7	-	20	14	6	14	10	4	58	58	-
10	Jharkhand	2	4	-2	7	7	-	14	7	7	14	14	-	169	58	111
11	Karnataka	3	6	-3	11	21	-10	24	24	-	20	20	-	257	321	-64
12	Kerala	1	1	-	6	7	-1	14	7	7	9	6	3	89	89	-
13	Madhya Pradesh	5	12	-7	16	38	-22	31	16	15	26	34	-8	95	136	-41
14	Maharashtra	8	4	4	36	27	9	33	31	2	51	32	19	299	262	37
15	Manipur	1	1	-	4	4	-	11	11	-	11	5	6	70	62	8
16	Meghalaya	1	1	-	5	-	5	7	5	2	8	3	5	41	38	3
17	Mizoram	1	1	-	1	1	-	1	5	-4	6	6	-	40	35	5
18	Nagaland	2	2	-	2	3	-1	13	13	-	20	18	2	81	86	-5
19	Odisha	1	3	-2	7	12	-5	19	12	7	18	9	9	108	67	41
20	Punjab	13	6	7	26	23	3	27	18	9	16	11	5	236	220	16
21	Rajasthan	2	3	-1	9	30	-21	23	33	-10	18	30	-12	169	91	78
22	Sikkim	1	3	-2	2	2	-	5	5	-	5	10	-5	27	22	5
23	Tamil Nadu	10	9	1	23	19	4	41	39	2	32	28	4	187	162	25
24	Telangana	2	3	-1	6	18	-12	17	8	9	18	13	5	121	128	-7
25	Tripura	2	1	1	2	2	-	7	6	1	8	1	7	43	36	7
26	Uttar Pradesh	7	14	-7	22	53	-31	56	36	20	61	46	15	204	245	-41
27	Uttarakhand	1	1	-	1	4	-3	5	8	-3	7	8	-1	21	23	-2
28	West Bengal	10	11	-1	32	29	3	48	32	16	70	66	4	225	152	73
29	A & N Islands	-	1	-1	1	1	-	1	1	-	2	4	-2	5	6	-1
30	Chandigarh	-	-	-	1	1	-	1	1	-	1	1	-	5	5	-
31	Dadra and Nagar Haveli and Daman and Diu	-	-	-	-	-	-	-	-	-	1	1	-	3	5	-2
32	Delhi	3	9	-6	15	13	2	20	24	-4	20	13	7	53	54	-1
33	Jammu and Kashmir	4	6	-2	8	17	-9	21	11	10	25	31	-6	341	326	15
34	Ladakh	-	-	-	1	1	-	1	-	1	2	1	1	11	6	5
35	Lakshadweep	-	-	-	-	-	-	-	-	-	-	-	-	1	2	-1
36	Puducherry	-	1	-1	-	1	-1	1	1	-	1	-	1	25	20	5
	All India	121	151	-30	319	426	-107	586	452	134	623	539	84	3,702	3,372	330

(NA) denotes "Not Available", (NP) denotes "Not Provided" & (-) denotes "Zero"



TABLE 3.1.4 -- (CONTINUED ...)

Sl. No.	STATES/UTs	ADDL. SP/DY. COMMANDANT			ASP/DY.SP/ASST. COMMANDANT			INSPECTOR / RI		
		S	A	V	S	A	V	S	A	V
(1)	(2)	(18)	(19)	(20)	(21)	(22)	(23)	(24)	(25)	(26)
1	Andhra Pradesh	147	124	23	596	442	154	1,521	1,405	116
2	Arunachal Pradesh	34	31	3	103	70	33	240	217	23
3	Assam	142	90	52	413	140	273	1,028	1,143	-115
4	Bihar	33	3	30	1,153	589	564	2,572	1,034	1,538
5	Chhattisgarh	111	102	9	514	385	129	1,314	1,097	217
6	Goa	9	-	9	63	31	32	144	142	2
7	Gujarat	-	-	-	424	372	52	1,683	1,476	207
8	Haryana	48	35	13	231	177	54	1,276	905	371
9	Himachal Pradesh	58	49	9	192	147	45	294	273	21
10	Jharkhand	80	6	74	528	295	233	1,209	800	409
11	Karnataka	24	24	-	735	707	28	2,008	1,984	24
12	Kerala	17	12	5	351	333	18	844	698	146
13	Madhya Pradesh	265	275	-10	1,003	689	314	2,617	1,952	665
14	Maharashtra	128	96	32	1,011	607	404	8,675	3,812	4,863
15	Manipur	134	81	53	232	90	142	494	414	80
16	Meghalaya	24	23	1	109	73	36	282	224	58
17	Mizoram	34	31	3	100	64	36	261	237	24
18	Nagaland	127	124	3	259	265	-6	422	425	-3
19	Odisha	183	134	49	701	506	195	1,451	1,178	273
20	Punjab	16	3	13	740	637	103	1,201	880	321
21	Rajasthan	394	360	34	673	529	144	1,916	1,044	872
22	Sikkim	23	29	-6	71	45	26	97	84	13
23	Tamil Nadu	194	152	42	941	874	67	3,067	3,062	5
24	Telangana	152	133	19	502	464	38	1,744	1,561	183
25	Tripura	60	41	19	247	182	65	432	385	47
26	Uttar Pradesh	377	351	26	1,314	919	395	7,168	6,119	1,049
27	Uttarakhand	24	24	-	91	77	14	257	250	7
28	West Bengal	117	87	30	812	642	170	2,415	1,722	693
29	A & N Islands	3	1	2	22	22	-	72	68	4
30	Chandigarh	3	1	2	23	15	8	63	59	4
31	Dadra and Nagar Haveli and Daman and Diu	2	-	2	7	8	-1	14	10	4
32	Delhi	54	24	30	346	227	119	1,452	1,515	-63
33	Jammu and Kashmir	-	59	-59	902	763	139	1,526	1,311	215
34	Ladakh	3	3	-	18	12	6	33	60	-27
35	Lakshadweep	-	-	-	1	4	-3	4	3	1
36	Puducherry	3	2	1	7	4	3	76	78	-2
All India		3,023	2,510	513	15,435	11,406	4,029	49,872	37,627	12,245

(NA) denotes "Not Available"

(NP) denotes "Not Provided"

(-) denotes "Zero"



TABLE 3.1.4 -- (CONTINUED ...)

Sl. No.	STATES/UTs	S.I./RSI			A.S.I./ARSI			HEAD CONSTABLE		
		S	A	V	S	A	V	S	A	V
(1)	(2)	(27)	(28)	(29)	(30)	(31)	(32)	(33)	(34)	(35)
1	Andhra Pradesh	4,147	3,502	645	4,658	4,528	130	15,381	14,084	1,297
2	Arunachal Pradesh	603	441	162	623	311	312	2,678	1,877	801
3	Assam	4,296	3,717	579	2,422	1,328	1,094	11,432	8,502	2,930
4	Bihar	21,424	13,191	8,233	15,140	6,992	8,148	15,877	5,439	10,438
5	Chhattisgarh	3,280	1,819	1,461	4,379	3,577	802	11,737	10,707	1,030
6	Goa	683	307	376	621	596	25	1,772	1,743	29
7	Gujarat	5,505	3,051	2,454	12,686	9,756	2,930	20,902	17,921	2,981
8	Haryana	3,908	3,092	816	6,530	5,522	1,008	13,497	8,205	5,292
9	Himachal Pradesh	730	645	85	1,206	1,007	199	3,119	2,841	278
10	Jharkhand	8,762	4,312	4,450	7,647	6,862	785	12,544	8,985	3,559
11	Karnataka	4,860	4,582	278	9,709	9,496	213	28,769	28,208	561
12	Kerala	2,589	2,107	482	2,210	1,960	250	9,731	8,701	1,030
13	Madhya Pradesh	7,473	5,725	1,748	12,113	9,165	2,948	24,581	20,149	4,432
14	Maharashtra	11,571	8,802	2,769	17,985	17,869	116	84,702	41,531	43,171
15	Manipur	1,690	1,357	333	2,000	1,589	411	7,080	5,211	1,869
16	Meghalaya	1,224	1,081	143	260	204	56	1,946	1,840	106
17	Mizoram	683	527	156	510	300	210	1,868	1,678	190
18	Nagaland	1,002	934	68	352	336	16	5,635	5,741	-106
19	Odisha	5,003	3,156	1,847	5,451	4,799	652	7,735	6,760	975
20	Punjab	3,155	2,328	827	5,409	4,384	1,025	12,589	10,965	1,624
21	Rajasthan	4,409	2,671	1,738	11,916	4,763	7,153	20,699	16,183	4,516
22	Sikkim	262	180	82	534	545	-11	935	982	-47
23	Tamil Nadu	10,676	6,594	4,082	-	-	-	36,542	34,226	2,316
24	Telangana	4,739	3,792	947	4,544	4,285	259	14,214	11,544	2,670
25	Tripura	1,426	718	708	971	486	485	3,367	2,033	1,334
26	Uttar Pradesh	52,939	30,248	22,691	5,136	1,221	3,915	82,441	79,187	3,254
27	Uttarakhand	1,528	1,389	139	1,616	1,852	-236	4,824	3,915	909
28	West Bengal	13,113	10,088	3,025	23,223	13,733	9,490	-	-	-
29	A & N Islands	287	167	120	148	128	20	892	818	74
30	Chandigarh	339	329	10	275	197	78	1,439	940	499
31	Dadra and Nagar Haveli and Daman and Diu	58	42	16	47	34	13	279	215	64
32	Delhi	8,086	6,689	1,397	7,312	7,384	-72	23,708	20,705	3,003
33	Jammu and Kashmir	5,964	3,459	2,505	6,556	4,567	1,989	18,355	17,461	894
34	Ladakh	123	99	24	140	273	-133	467	362	105
35	Lakshadweep	16	4	12	5	3	2	64	47	17
36	Puducherry	302	135	167	124	79	45	789	683	106
	All India	1,96,855	1,31,280	65,575	1,74,458	1,30,131	44,327	5,02,590	4,00,389	1,02,201

(NA) denotes "Not Available"

(NP) denotes "Not Provided"

(-) denotes "Zero"



TABLE 3.1.4 -- (CONTINUED ...)

Sl. No.	STATES/UTs	CONSTABLE			OTHERS IF ANY			TOTAL		
		S	A	V	S	A	V	S	A	V
(1)	(2)	(36)	(37)	(38)	(39)	(40)	(41)	(42)	(43)	(44)
1	Andhra Pradesh	48,901	34,654	14,247	30,853	29,171	1,682	1,06,368	88,054	18,314
2	Arunachal Pradesh	9,827	8,282	1,545	1,147	646	501	15,298	11,923	3,375
3	Assam	57,743	54,599	3,144	4,109	3,507	602	81,767	73,188	8,579
4	Bihar	86,874	74,689	12,185	1,117	479	638	1,44,350	1,02,664	41,686
5	Chhattisgarh	53,020	43,572	9,448	5,663	3,164	2,499	80,135	64,502	15,633
6	Goa	5,855	3,856	1,999	1,635	1,137	498	10,806	7,831	2,975
7	Gujarat	82,008	55,342	26,666	-	-	-	1,23,443	88,112	35,331
8	Haryana	51,002	31,328	19,674	11,156	10,481	675	87,813	59,839	27,974
9	Himachal Pradesh	13,508	12,862	646	-	-	-	19,207	17,917	1,290
10	Jharkhand	51,503	39,299	12,204	375	1,268	-893	82,854	61,917	20,937
11	Karnataka	57,413	50,495	6,918	7,593	6,023	1,570	1,11,426	1,01,911	9,515
12	Kerala	40,755	36,014	4,741	5,076	3,882	1,194	61,692	53,817	7,875
13	Madhya Pradesh	71,829	61,924	9,905	5,327	4,233	1,094	1,25,381	1,04,348	21,033
14	Maharashtra	1,04,345	96,486	7,859	4,121	2,823	1,298	2,32,965	1,72,382	60,583
15	Manipur	23,373	21,392	1,981	-	-	-	35,100	30,217	4,883
16	Meghalaya	12,185	10,007	2,178	748	597	151	16,840	14,096	2,744
17	Mizoram	6,470	3,252	3,218	1,327	1,202	125	11,302	7,339	3,963
18	Nagaland	18,794	17,305	1,489	-	-	-	26,709	25,252	1,457
19	Odisha	49,013	39,020	9,993	-	-	-	69,690	55,656	14,034
20	Punjab	59,879	53,244	6,635	2,017	1,151	866	85,324	73,870	11,454
21	Rajasthan	73,193	69,588	3,605	-	-	-	1,13,421	95,325	18,096
22	Sikkim	4,578	3,668	910	317	149	168	6,857	5,724	1,133
23	Tamil Nadu	80,749	77,305	3,444	-	-	-	1,32,462	1,22,470	9,992
24	Telangana	59,999	39,862	20,137	-	-	-	86,058	61,811	24,247
25	Tripura	18,467	15,854	2,613	4,650	3,189	1,461	29,682	22,934	6,748
26	Uttar Pradesh	2,54,818	1,83,595	71,223	23,157	15,713	7,444	4,27,700	3,17,747	1,09,953
27	Uttarakhand	12,457	12,685	-228	1,583	1,080	503	22,415	21,316	1,099
28	West Bengal	1,16,747	70,961	45,786	8,257	2,474	5,783	1,65,069	99,997	65,072
29	A & N Islands	3,097	2,602	495	548	403	145	5,078	4,222	856
30	Chandigarh	4,574	4,133	441	289	223	66	7,013	5,905	1,108
31	Dadra and Nagar Haveli and Daman and Diu	904	774	130	81	57	24	1,396	1,146	250
32	Delhi	50,890	43,730	7,160	2,295	196	2,099	94,254	80,583	13,671
33	Jammu and Kashmir	55,403	48,150	7,253	5,576	5,010	566	94,681	81,171	13,510
34	Ladakh	1,456	1,044	412	1,075	760	315	3,330	2,621	709
35	Lakshadweep	230	189	41	-	-	-	321	252	69
36	Puducherry	2,998	2,161	837	136	81	55	4,462	3,246	1,216
	All India	16,44,857	13,23,923	3,20,934	1,30,228	99,099	31,129	27,22,669	21,41,305	5,81,364

(NA) denotes "Not Available"

(NP) denotes "Not Provided"

(-) denotes "Zero"



TABLE 3.1.5 -- OFFICERS TO FIELD STAFF RATIO OF SANCTIONED & ACTUAL STRENGTH OF POLICE IN STATES & UTs

AS ON 01.01.2023

Sl. No.	STATES/UTs	SANCTIONED POLICE STRENGTH				ACTUAL POLICE STRENGTH			
		DGP/SPL. DGP TO ASP/DY.SP/ASST. COMMANDANT	INSPECTOR / RI TO A.S.I./ARSI	HEAD CONSTABLE, CONSTABLE & OTHERS	SENIOR SUPERVISORY, IMMEDIATE SUPERVISORY & FIELD PERSONNEL RATIO (APPROX.)	DGP/SPL. DGP TO ASP/DY.SP/ASST. COMMANDANT	INSPECTOR / RI TO A.S.I./ARSI	HEAD CONSTABLE, CONSTABLE & OTHERS	SENIOR SUPERVISORY, IMMEDIATE SUPERVISORY & FIELD PERSONNEL RATIO (APPROX.)
(1)	(2)	(3)	(4)	(5)	(6)	(7)	(8)	(9)	(10)
1	Andhra Pradesh	907	10,326	95,135	1:11.4:104.9	710	9,435	77,909	1:13.3:109.7
2	Arunachal Pradesh	180	1,466	13,652	1:8.1:75.8	149	969	10,805	1:6.5:72.5
3	Assam	737	7,746	73,284	1:10.5:99.4	392	6,188	66,608	1:15.8:169.9
4	Bihar	1,346	39,136	1,03,868	1:29.1:77.2	840	21,217	80,607	1:25.3:96
5	Chhattisgarh	742	8,973	70,420	1:12.1:94.9	566	6,493	57,443	1:11.5:101.5
6	Goa	96	1,448	9,262	1:15.1:96.5	50	1,045	6,736	1:20.9:134.7
7	Gujarat	659	19,874	1,02,910	1:30.2:156.2	566	14,283	73,263	1:25.2:129.4
8	Haryana	444	11,714	75,655	1:26.4:170.4	306	9,519	50,014	1:31.1:163.4
9	Himachal Pradesh	350	2,230	16,627	1:6.4:47.5	289	1,925	15,703	1:6.7:54.3
10	Jharkhand	814	17,618	64,422	1:21.6:79.1	391	11,974	49,552	1:30.6:126.7
11	Karnataka	1,074	16,577	93,775	1:15.4:87.3	1,123	16,062	84,726	1:14.3:75.4
12	Kerala	487	5,643	55,562	1:11.6:114.1	455	4,765	48,597	1:10.5:106.8
13	Madhya Pradesh	1,441	22,203	1,01,737	1:15.4:70.6	1,200	16,842	86,306	1:14:71.9
14	Maharashtra	1,566	38,231	1,93,168	1:24.4:123.4	1,059	30,483	1,40,840	1:28.8:133
15	Manipur	463	4,184	30,453	1:9:65.8	254	3,360	26,603	1:13.2:104.7
16	Meghalaya	195	1,766	14,879	1:9.1:76.3	143	1,509	12,444	1:10.6:87
17	Mizoram	183	1,454	9,665	1:7.9:52.8	143	1,064	6,132	1:7.4:42.9
18	Nagaland	504	1,776	24,429	1:3.5:48.5	511	1,695	23,046	1:3.3:45.1
19	Odisha	1,037	11,905	56,748	1:11.5:54.7	743	9,133	45,780	1:12.3:61.6
20	Punjab	1,074	9,765	74,485	1:9.1:69.4	918	7,592	65,360	1:8.3:71.2
21	Rajasthan	1,288	18,241	93,892	1:14.2:72.9	1,076	8,478	85,771	1:7.9:79.7
22	Sikkim	134	893	5,830	1:6.7:43.5	116	809	4,799	1:7:41.4
23	Tamil Nadu	1,428	13,743	1,17,291	1:9.6:82.1	1,283	9,656	1,11,531	1:7.5:86.9
24	Telangana	818	11,027	74,213	1:13.5:90.7	767	9,638	51,406	1:12.6:67
25	Tripura	369	2,829	26,484	1:7.7:71.8	269	1,589	21,076	1:5.9:78.3
26	Uttar Pradesh	2,041	65,243	3,60,416	1:32:176.6	1,664	37,588	2,78,495	1:22.6:167.4
27	Uttarakhand	150	3,401	18,864	1:22.7:125.8	145	3,491	17,680	1:24.1:121.9
28	West Bengal	1,314	38,751	1,25,004	1:29.5:95.1	1,019	25,543	73,435	1:25.1:72.1
29	A & N Islands	34	507	4,537	1:14.9:133.4	36	363	3,823	1:10.1:106.2
30	Chandigarh	34	677	6,302	1:19.9:185.4	24	585	5,296	1:24.4:220.7
31	Dadra and Nagar Haveli and Daman and Diu	13	119	1,264	1:9.2:97.2	14	86	1,046	1:6.1:74.7
32	Delhi	511	16,850	76,893	1:33:150.5	364	15,588	64,631	1:42.8:177.6
33	Jammu and Kashmir	1,301	14,046	79,334	1:10.8:61	1,213	9,337	70,621	1:7.7:58.2
34	Ladakh	36	296	2,998	1:8.2:83.3	23	432	2,166	1:18.8:94.2
35	Lakshadweep	2	25	294	1:12.5:147	6	10	236	1:1.7:39.3
36	Puducherry	37	502	3,923	1:13.6:106	29	292	2,925	1:10.1:100.9
All India		23,809	4,21,185	22,77,675	1:17.7:95.7	18,856	2,99,038	18,23,411	1:15.9:96.7

Senior Supervisory, Immediate Supervisory & Field Personnel Ratio is ratio between Senior Supervisory officers of the ranks of Dy. SP to DG, Immediate Supervisory Officers of the ranks of Asst. Sub-inspector to Inspector to field staff in the rank of Head Constable to Constable
(NA) denotes "Not Available", (NP) denotes "Not Provided" & (-) denotes "Zero"



TABLE 3.1.6 -- ACTUAL STRENGTH OF SCHEDULED CASTES STAFF IN STATES / UTs

AS ON 01.01.2023

Sl. No.	STATES/UTs	ASP/DY.SP/ASST. COMMANDANT	INSPECTOR /RI	S.I./RSI	A.S.I./ARSI	HEAD CONSTABLE	CON-STABLE	TOTAL	RESERVATION PERCENTAGE APPROVED BY STATE GOVT.	ACTUAL STRENGTH (ASP/DY.SP/ASST. COMMANDANT TO CONSTABLE)	RESERVATION PERCENTAGE ON ACTUAL STRENGTH.
(1)	(2)	(3)	(4)	(5)	(6)	(7)	(8)	(9)	(10)	(11)	(12)
1	Andhra Pradesh	49	148	484	794	2,743	7,193	11,411	15.0%	58,615	19.5%
2	Arunachal Pradesh	-	-	-	-	-	-	-	0.0%	11,198	0.0%
3	Assam	14	74	191	76	135	1,259	1,749	7.0%	69,429	2.5%
4	Bihar	97	102	2,006	1,322	868	14,996	19,391	15.0%	1,01,934	19.0%
5	Chhattisgarh	89	195	284	535	1,315	6,121	8,539	12.0%	61,157	14.0%
6	Goa	-	7	15	11	29	36	98	2.0%	6,675	1.5%
7	Gujarat	27	115	352	1,370	2,170	5,817	9,851	7.0%	87,918	11.2%
8	Haryana	38	195	742	1,069	1,774	7,171	10,989	20.0%	49,229	22.3%
9	Himachal Pradesh	-	62	162	309	668	3,132	4,333	22.0%	17,775	24.4%
10	Jharkhand	12	61	509	675	1,047	4,964	7,268	10.0%	60,553	12.0%
11	Karnataka	92	291	876	1,824	5,386	9,964	18,433	15.0%	95,472	19.3%
12	Kerala	30	52	158	119	710	3,383	4,452	8.0%	49,813	8.9%
13	Madhya Pradesh	106	351	1,063	1,837	3,357	9,150	15,864	16.0%	99,604	15.9%
14	Maharashtra	96	429	1,045	2,412	6,623	14,876	25,481	13.0%	1,69,107	15.1%
15	Manipur	4	14	57	59	119	530	783	2.0%	30,053	2.6%
16	Meghalaya	-	3	6	1	15	21	46	15%	13,429	0.3%
17	Mizoram	-	4	8	2	72	29	115	0.0%	6,058	1.9%
18	Nagaland	-	-	8	3	70	470	551	0.0%	25,006	2.2%
19	Odisha	102	190	639	749	1,187	6,185	9,052	16.0%	55,419	16.3%
20	Punjab @	102	281	558	1,257	3,471	17,163	22,832		72,438	31.5%
21	Rajasthan	140	156	441	728	2,452	10,490	14,407	16.0%	94,778	15.2%
22	Sikkim	4	2	1	27	110	230	374	4.0%	5,504	6.8%
23	Tamil Nadu	122	519	1,525	-	8,501	17,962	28,629	18.0%	1,22,061	23.5%
24	Telangana	118	228	541	659	2,089	7,429	11,064	15.0%	61,508	18.0%
25	Tripura	39	69	118	52	366	2,464	3,108	17.0%	19,658	15.8%
26	Uttar Pradesh	182	717	4,337	155	11,635	44,311	61,337	21.0%	3,01,289	20.4%
27	Uttarakhand	9	38	115	241	818	2,518	3,739	19.0%	20,168	18.5%
28	West Bengal	111	258	2,261	2,983	-	20,036	25,649	22.0%	97,146	26.4%
29	A & N Islands	1	-	-	-	-	-	1	0.0%	3,805	0.0%
30	Chandigarh	1	10	29	20	169	750	979	18.0%	5,673	17.3%
31	Dadra and Nagar Haveli and Daman and Diu #	1	-	5	1	29	30	66		1,083	6.1%
32	Delhi	26	219	722	1,349	3,149	6,829	12,294	15.0%	80,250	15.3%
33	Jammu and Kashmir	54	65	137	188	786	2,102	3,332	10.0%	75,711	4.4%
34	Ladakh	1	-	-	-	-	-	1	1.0%	1,850	0.1%
35	Lakshadweep	1	-	-	-	-	-	1	0.0%	250	0.4%
36	Puducherry	NP	16	32	5	94	319	466	16.0%	3,140	14.8%
	All India	1,668	4,871	19,427	20,832	61,957	2,27,930	3,36,685	-	20,34,756	16.5%

@ 25% in recruitment, 20% in promotion

3% in Daman & Diu dist. and 2% in DNH dist.

(NA) denotes "Not Available", (NP) denotes "Not Provided" & (-) denotes "Zero"



TABLE 3.1.7-- ACTUAL STRENGTH OF SCHEDULED TRIBES STAFF IN STATES / UTs

AS ON 01.01.2023

Sl. No.	STATES/UTs	ASP/DY.SP/ASST. COMMANDANT	INSPECTOR/RI	S.I./RSI	A.S.I./ARSI	HEAD CONSTABLE	CON- STABLE	TOTAL	RESERVATION PERCENTAGE APPROVED BY STATE GOVT.	ACTUAL STRENGTH (ASP/DY.SP/ASST. COMMANDANT TO CONSTABLE)	RESERVA- TION PER- CENTAGE ON ACTUAL STRENGTH
(1)	(2)	(3)	(4)	(5)	(6)	(7)	(8)	(9)	(10)	(11)	(12)
1	Andhra Pradesh	18	45	210	429	1,031	2,412	4,145	6.0%	58,615	7.1%
2	Arunachal Pradesh	173	352	248	1,501	6,625	516	9,415	80.0%	11,198	84.1%
3	Assam	29	150	362	206	300	2,711	3,758	15.0%	69,429	5.4%
4	Bihar	7	7	267	266	209	2,312	3,068	1.0%	1,01,934	3.0%
5	Chhattisgarh	221	352	470	1,092	4,912	18,549	25,596	32.0%	61,157	41.9%
6	Goa	2	14	50	68	161	263	558	12.0%	6,675	8.4%
7	Gujarat	39	239	468	2,144	3,293	8,833	15,016	15.0%	87,918	17.1%
8	Haryana	-	-	-	-	-	-	-	0.0%	49,229	0.0%
9	Himachal Pradesh	-	23	50	80	220	1,118	1,491	5.0%	17,775	8.4%
10	Jharkhand	50	128	997	1,487	2,517	11,781	16,960	27.0%	60,553	28.0%
11	Karnataka	28	89	336	550	1,490	2,994	5,487	3.0%	95,472	5.7%
12	Kerala	8	19	44	32	119	864	1,086	2.0%	49,813	2.2%
13	Madhya Pradesh	114	469	1,413	2,452	3,925	9,812	18,185	20.0%	99,604	18.3%
14	Maharashtra	41	227	452	1,631	4,145	9,949	16,445	7.0%	1,69,107	9.7%
15	Manipur	18	103	299	277	1,100	4,262	6,059	31.0%	30,053	20.2%
16	Meghalaya	57	163	908	163	1,500	8,658	11,449	85.0%	13,429	85.3%
17	Mizoram	68	204	489	312	1,498	3,056	5,627	0.0%	6,058	92.9%
18	Nagaland @	142	237	663	315	4,268	12,525	18,150		25,006	72.6%
19	Odisha	146	248	588	1,061	1,363	12,495	15,901	23.0%	55,419	28.7%
20	Punjab #	1	2	-	-	1	3	7		72,438	0.0%
21	Rajasthan	103	130	377	666	2,203	10,250	13,729	12.0%	94,778	14.5%
22	Sikkim	25	32	46	211	485	1,084	1,883	38.0%	5,504	34.2%
23	Tamil Nadu	3	24	43	-	390	768	1,228	1.0%	1,22,061	1.0%
24	Telangana	52	106	299	470	1,443	4,829	7,199	10.0%	61,508	11.7%
25	Tripura	71	120	148	100	592	4,289	5,320	31.0%	19,658	27.1%
26	Uttar Pradesh	14	21	113	8	538	3,687	4,381	2.0%	3,01,289	1.5%
27	Uttarakhand	2	17	27	69	190	735	1,040	4.0%	20,168	5.2%
28	West Bengal	27	49	493	609	-	6,230	7,408	6.0%	97,146	7.6%
29	A & N Islands \$	2	3	16	9	55	235	320		3,805	8.4%
30	Chandigarh	-	-	-	-	-	-	-	NA	5,673	0.0%
31	Dadra and Nagar Haveli and Daman and Diu ^	-	2	6	2	31	164	205		1,083	18.9%
32	Delhi	14	101	747	573	1,461	3,676	6,572	7.5%	80,250	8.2%
33	Jammu and Kashmir	55	49	129	306	1,063	2,550	4,152	8.0%	75,711	5.5%
34	Ladakh	9	61	90	273	362	1,044	1,839	45.0%	1,850	99.4%
35	Lakshadweep	1	3	4	1	47	187	243	45.0%	250	97.2%
36	Puducherry	-	-	-	-	-	1	1	0.5%	3,140	0.0%
	All India	1,540	3,789	10,852	17,363	47,537	1,52,842	2,33,923	-	20,34,756	11.5%

@ 80% (Note:-ST/Reservation-All non-technical posts is 100% reserved, However, in case of Technical Post, 80% of vacancy is reserved)

25% in recruitment, 20% in promotion

\$ 8% by direct recruitment and 7.5% by promotion

^ 9% in Daman & Diu dist.and 43% in DNH dist.

(NA) denotes "Not Available", (NP) denotes "Not Provided" & (-) denotes "Zero"



TABLE 3.1.8 -- ACTUAL STRENGTH OF OTHER BACKWARD CLASSES STAFF IN STATES / UTs

AS ON 01.01.2023

Sl. No.	STATES/UTs	ASP/DY.SP/ASST.COMMANDANT	IN-SPECTOR/RI	S.I./RSI	A.S.I./ARSI	HEAD CONSTABLE	CONSTABLE	TOTAL	RESERVATION PERCENTAGE APPROVED BY STATE GOVT.	ACTUAL STRENGTH (ASP/DY.SP/ASST.COMMANDANT TO CONSTABLE)	RESERVATION PERCENTAGE ON ACTUAL STRENGTH.
(1)	(2)	(3)	(4)	(5)	(6)	(7)	(8)	(9)	(10)	(11)	(12)
1	Andhra Pradesh	104	449	1,340	1,792	6,808	20,081	30,574	25.0%	58,615	52.2%
2	Arunachal Pradesh	-	-	-	-	-	-	-	0.0%	11,198	0.0%
3	Assam	41	148	1,005	424	657	4,993	7,268	27.0%	69,429	10.5%
4	Bihar	N/A	402	5,319	2,451	2,067	42,157	52,396	30.0%	1,01,934	51.4%
5	Chhattisgarh	82	259	417	849	2,165	12,170	15,942	14.0%	61,157	26.1%
6	Goa	3	24	37	69	137	421	691	27.0%	6,675	10.4%
7	Gujarat	52	410	834	2,807	6,084	25,456	35,643	27.0%	87,918	40.5%
8	Haryana	58	209	921	1,575	2,318	9,818	14,899	27.0%	49,229	30.3%
9	Himachal Pradesh	-	26	38	102	418	2,043	2,627	18.0%	17,775	14.8%
10	Jharkhand	28	172	1,351	1,459	2,140	10,042	15,192	14.0%	60,553	25.1%
11	Karnataka	416	1,203	1,696	4,490	13,857	24,683	46,345	32.0%	95,472	48.5%
12	Kerala	120	291	966	844	4,216	17,135	23,572	40.0%	49,813	47.3%
13	Madhya Pradesh	63	306	773	966	2,736	9,170	14,014	14.0%	99,604	14.1%
14	Maharashtra	30	702	1,473	2,636	8,904	20,258	34,003	19.0%	1,69,107	20.1%
15	Manipur	-	5	65	36	125	1,040	1,271	41.0%	30,053	4.2%
16	Meghalaya ^	-	1	6	5	50	128	190		13,429	1.4%
17	Mizoram	1	-	4	4	34	41	84	0.0%	6,058	1.4%
18	Nagaland	-	-	-	5	45	225	275	100.0%	25,006	1.1%
19	Odisha	84	372	691	799	1,669	10,092	13,707	11.0%	55,419	24.7%
20	Punjab @	62	220	553	1,123	2,409	11,551	15,918		72,438	22.0%
21	Rajasthan	-	434	355	252	477	14,022	15,540	21.0%	94,778	16.4%
22	Sikkim	16	35	61	260	468	1,017	1,857	43.0%	5,504	33.7%
23	Tamil Nadu	605	2,279	5,753	-	26,607	47,404	82,648	50.0%	1,22,061	67.7%
24	Telangana	322	809	1,964	1,790	5,650	23,016	33,551	29.0%	61,508	54.5%
25	Tripura	-	-	-	-	-	-	-	0.0%	19,658	0.0%
26	Uttar Pradesh	234	1,433	10,508	223	26,417	90,739	1,29,554	27.0%	3,01,289	43.0%
27	Uttarakhand	6	30	110	178	603	1,850	2,777	14.0%	20,168	13.8%
28	West Bengal	51	127	1,396	949	-	12,559	15,082	17.0%	97,146	15.5%
29	A & N Islands #	2	-	31	24	-	465	522		3,805	13.7%
30	Chandigarh	5	9	64	23	284	1,284	1,669	27.0%	5,673	29.4%
31	Dadra and Nagar Haveli and Daman and Diu*	1	1	4	1	18	131	156		1,083	14.4%
32	Delhi	13	-	893	40	3,297	18,474	22,717	27.0%	80,250	28.3%
33	Jammu and Kashmir~	-	-	-	-	-	-	-		75,711	0.0%
34	Ladakh	NP	NP	NP	NP	NP	NP	-	0.0%	1,850	0.0%
35	Lakshadweep	-	-	-	-	1	2	3	0.0%	250	1.2%
36	Puducherry	-	55	103	56	425	1,201	1,840	33.0%	3,140	58.6%
	All India	2,399	10,411	38,731	26,232	1,21,086	4,33,668	6,32,527		20,34,756	31.1%

@ 12% in recruitment for constable

38% reservation for direct recruitment

* 27% in Daman & Diu dist.and 5% in DNH dist.

~ In UT of J&K ,no such category is available, however EWS (Economical Weaker Section) has been included with 10% reservation

^ As per Govt. notification no. LL(B)146/2010/258 Dtd:27/04/2018 there is no specific reservation approved for OBCs but they are included in the 15% reservation approved for others.

(NA) denotes "Not Available", (NP) denotes "Not Provided" & (-) denotes "Zero"



TABLE 3.1.9-- ACTUAL STRENGTH OF WOMEN IN CIVIL POLICE IN STATES/UTs

AS ON 01.01.2023

Sl. No.	STATES/UTs	DGP / SPL. DGP	ADDL. DGP	IGP	DIG	AIGP/SSP/ SP/ COM-MANDANT	ADDL. SP/ Dy. COM-MANDANT	ASP/DY.SP/ ASST. COM-MANDANT
(1)	(2)	(3)	(4)	(5)	(6)	(7)	(8)	(9)
1	Andhra Pradesh	2	2	-	2	8	24	11
2	Arunachal Pradesh	-	-	-	-	1	-	3
3	Assam	-	1	-	4	11	26	14
4	Bihar	2	3	-	6	15	-	73
5	Chhattisgarh	-	-	-	2	3	18	51
6	Goa	-	-	-	1	4	-	1
7	Gujarat	-	1	2	1	30	-	23
8	Haryana	-	3	1	1	7	10	11
9	Himachal Pradesh	-	-	-	1	3	-	7
10	Jharkhand	-	-	-	-	-	-	3
11	Karnataka	-	1	2	1	48	-	34
12	Kerala	-	-	-	1	5	-	1
13	Madhya Pradesh	-	5	1	8	10	59	126
14	Maharashtra	-	2	1	2	52	-	64
15	Manipur	-	-	1	-	9	8	4
16	Meghalaya	-	-	-	-	3	-	7
17	Mizoram	-	-	-	-	1	-	3
18	Nagaland	-	-	-	3	13	8	10
19	Odisha	-	-	-	-	3	2	97
20	Punjab	-	5	-	1	24	-	31
21	Rajasthan	1	4	2	4	14	47	45
22	Sikkim	-	-	2	-	7	6	10
23	Tamil Nadu	1	3	12	10	34	10	71
24	Telangana	-	6	1	1	29	13	4
25	Tripura	-	-	-	-	2	3	11
26	Uttar Pradesh	1	5	5	7	22	38	89
27	Uttarakhand	-	-	4	2	5	3	9
28	West Bengal	1	2	3	6	15	14	32
29	A & N Islands	-	-	-	1	3	-	-
30	Chandigarh	-	-	-	-	2	-	4
31	Dadra and Nagar Haveli and Daman and Diu	-	-	-	-	-	-	-
32	Delhi	-	3	3	1	-	12	26
33	Jammu and Kashmir	-	-	-	2	13	-	40
34	Ladakh	-	-	-	-	1	-	1
35	Lakshadweep	-	-	-	-	-	-	-
36	Puducherry	-	-	-	-	4	-	-
	All India	8	46	40	68	401	301	916

(NA) denotes "Not Available"

(NP) denotes "Not Provided"

(-) denotes "Zero"



TABLE 3.1.9-- (CONTINUED . . .)

Sl. No.	STATES/UTs	INSPECTOR /RI	S.I./RSI	A.S.I./ ARSI	HEAD CON-STABLE	CONSTA-BLE	OTHERS IF ANY	TOTAL
(1)	(2)	(10)	(11)	(12)	(13)	(14)	(15)	(16)
1	Andhra Pradesh	26	205	226	239	2,289	15,565	18,599
2	Arunachal Pradesh	27	23	16	105	857	68	1,100
3	Assam	30	344	22	23	2,442	-	2,917
4	Bihar	27	1,648	159	72	10,790	-	12,795
5	Chhattisgarh	108	153	248	544	3,165	74	4,366
6	Goa	11	49	92	57	311	86	612
7	Gujarat	108	408	898	1,453	7,101	-	10,025
8	Haryana	86	322	740	920	2,633	138	4,872
9	Himachal Pradesh	27	24	45	72	1,372	-	1,551
10	Jharkhand	25	196	221	278	1,319	132	2,174
11	Karnataka	73	707	175	1,721	6,175	-	8,937
12	Kerala	25	108	-	475	3,106	-	3,721
13	Madhya Pradesh	308	846	261	623	4,244	812	7,303
14	Maharashtra	351	1,132	535	4,315	22,259	753	29,466
15	Manipur	8	101	24	184	1,031	-	1,370
16	Meghalaya	23	94	5	42	270	-	444
17	Mizoram	47	77	60	131	251	-	570
18	Nagaland	21	41	66	30	550	-	742
19	Odisha	280	460	555	10	3,010	-	4,417
20	Punjab	107	383	142	434	5,763	464	7,354
21	Rajasthan	90	294	138	522	7,629	-	8,790
22	Sikkim	16	16	2	71	339	1	470
23	Tamil Nadu	1,114	754	-	5,571	8,994	-	16,574
24	Telangana	27	372	198	320	2,907	-	3,878
25	Tripura	13	58	21	42	974	-	1,124
26	Uttar Pradesh	217	1,273	160	1,188	29,121	1,193	33,319
27	Uttarakhand	21	256	32	47	1,890	-	2,269
28	West Bengal	59	485	459	-	8,446	-	9,522
29	A & N Islands	11	15	25	34	372	23	484
30	Chandigarh	16	11	14	119	960	-	1,126
31	Dadra and Nagar Haveli and Daman and Diu	-	9	-	11	82	2	104
32	Delhi	111	1,034	564	637	8,720	230	11,341
33	Jammu and Kashmir	34	53	10	184	561	165	1,062
34	Ladakh	1	6	9	16	173	339	546
35	Lakshadweep	-	-	-	5	21	-	26
36	Puducherry	1	11	-	39	162	-	217
	All India	3,449	11,968	6,122	20,534	1,50,289	20,045	2,14,187

(NA) denotes "Not Available"

(NP) denotes "Not Provided"

(-) denotes "Zero"



TABLE 3.1.10 (A)-- ACTUAL STRENGTH OF WOMEN IN DISTRICT ARMED RESERVE (DAR) POLICE IN STATES/UTs

AS ON 01.01.2023

Sl. No.	STATES/UTs	AIGP/SSP/SP/ COMMANDANT	ADDL. SP/DY. COMMANDANT	ASP/DY.SP /ASST. COMMANDANT	INSPECTOR/RI	S.I./RSI	A.S.I./ARSI	HEAD CONSTABLE	CON-STABLE	OTHERS IF ANY	TOTAL
(1)	(2)	(3)	(4)	(5)	(6)	(7)	(8)	(9)	(10)	(11)	(12)
1	Andhra Pradesh	-	-	1	9	16	-	28	260	-	314
2	Arunachal Pradesh	-	-	-	-	-	-	-	-	-	-
3	Assam	-	-	-	2	1	-	14	467	11	495
4	Bihar	-	-	-	4	793	50	49	6,695	-	7,591
5	Chhattisgarh	-	-	-	-	-	-	-	-	-	-
6	Goa	NA	NA	NA	NA	NA	NA	NA	NA	NA	-
7	Gujarat	-	-	-	1	-	-	14	4,264	-	4,279
8	Haryana	-	-	-	-	-	-	-	-	-	-
9	Himachal Pradesh	-	-	-	-	-	-	-	-	-	-
10	Jharkhand	-	-	-	-	-	-	-	-	-	-
11	Karnataka	-	-	-	-	-	-	-	-	-	-
12	Kerala	-	-	-	-	-	-	-	-	-	-
13	Madhya Pradesh	NA	NA	NA	NA	NA	NA	NA	NA	NA	-
14	Maharashtra	4	-	NA	-	-	-	40	2,662	-	2,706
15	Manipur	-	-	-	-	-	-	-	-	-	-
16	Meghalaya	-	-	-	-	-	-	-	111	-	111
17	Mizoram	-	-	-	-	-	-	-	-	-	-
18	Nagaland	11	-	-	10	1	-	9	83	-	114
19	Odisha	-	-	-	-	1	-	124	1,360	-	1,485
20	Punjab	-	-	-	-	-	-	-	-	-	-
21	Rajasthan	-	-	-	-	-	-	-	-	-	-
22	Sikkim	-	-	-	-	-	-	-	-	-	-
23	Tamil Nadu	-	-	-	43	32	-	403	7,828	-	8,306
24	Telangana	-	1	4	10	61	62	118	1,217	-	1,473
25	Tripura	-	-	-	3	-	-	11	14	16	44
26	Uttar Pradesh	-	-	-	-	-	-	-	-	-	-
27	Uttarakhand	-	3	1	-	-	-	-	-	-	4
28	West Bengal	-	-	-	-	-	30	-	-	-	30
29	A & N Islands	-	-	-	2	2	-	7	34	13	58
30	Chandigarh	-	-	-	-	-	-	-	-	-	-
31	Dadra and Nagar Haveli and Daman and Diu	-	-	-	-	-	-	-	-	-	-
32	Delhi	-	-	-	-	-	-	-	-	-	-
33	Jammu and Kashmir	-	-	-	-	-	-	-	-	-	-
34	Ladakh	-	-	-	-	-	-	-	-	-	-
35	Lakshadweep	-	-	-	-	-	-	-	-	-	-
36	Puducherry	-	-	-	-	-	-	-	-	-	-
	All India	15	4	6	84	907	142	817	24,995	40	27,010

(NA) denotes "Not Available", (NP) denotes "Not Provided" & (-) denotes "Zero"



TABLE 3.1.10 (B)-- ACTUAL STRENGTH OF WOMEN IN SPECIAL ARMED POLICE BATTALION IN STATES/UTs

AS ON 01.01.2023

Sl. No.	STATES/UTs	DGP / SPL. DGP	ADDL. DGP	IGP	DIG	AIGP/SSP/ SP/ COMMAN-DANT	ADDL. SP/ Dy. COMMAN-DANT	ASP/DY.SP/ ASST. COM-MANDANT
(1)	(2)	(3)	(4)	(5)	(6)	(7)	(8)	(9)
1	Andhra Pradesh	-	-	-	-	-	-	-
2	Arunachal Pradesh	-	-	-	-	-	-	-
3	Assam	-	-	-	-	1	7	2
4	Bihar	-	-	-	-	1	-	7
5	Chhattisgarh	-	-	-	-	-	7	4
6	Goa	-	-	-	-	-	-	-
7	Gujarat	-	-	-	-	7	-	-
8	Haryana	-	-	-	-	-	-	3
9	Himachal Pradesh	-	-	-	-	-	-	-
10	Jharkhand	-	-	-	-	-	-	5
11	Karnataka	-	-	-	-	-	-	-
12	Kerala	-	-	-	-	1	-	-
13	Madhya Pradesh	-	-	-	1	5	5	6
14	Maharashtra	-	-	-	-	-	-	-
15	Manipur	-	-	-	-	-	-	-
16	Meghalaya	-	-	-	-	1	1	2
17	Mizoram	-	-	-	-	-	-	-
18	Nagaland	-	-	-	1	-	2	5
19	Odisha	-	-	-	-	-	-	-
20	Punjab	-	-	-	-	1	-	7
21	Rajasthan	-	-	1	-	-	-	2
22	Sikkim	-	-	-	-	-	-	-
23	Tamil Nadu	-	-	-	-	-	-	3
24	Telangana	-	-	-	-	-	-	-
25	Tripura	-	-	-	-	-	-	-
26	Uttar Pradesh	-	-	-	-	-	-	-
27	Uttarakhand	-	-	-	-	1	-	-
28	West Bengal	-	-	-	1	-	-	5
29	A & N Islands	-	-	-	-	-	-	-
30	Chandigarh	-	-	-	-	-	-	-
31	Dadra and Nagar Haveli and Daman and Diu	-	-	-	-	-	-	-
32	Delhi	-	-	-	1	-	-	4
33	Jammu and Kashmir	-	-	-	1	1	1	3
34	Ladakh	-	-	-	-	-	-	-
35	Lakshadweep	-	-	-	-	-	-	-
36	Puducherry	-	-	-	-	-	-	-
	All India	-	-	1	5	19	23	58

(NA) denotes "Not Available"

(NP) denotes "Not Provided"

(-) denotes "Zero"



TABLE 3.1.10 (B)-- (CONTINUED...)

Sl. No.	STATES/UTs	INSPECTOR /RI	S.I./RSI	A.S.I./ARSI	HEAD CONSTABLE	CONSTABLE	OTHERS IF ANY	TOTAL
(1)	(2)	(10)	(11)	(12)	(13)	(14)	(15)	(16)
1	Andhra Pradesh	-	-	-	-	-	-	-
2	Arunachal Pradesh	-	-	-	4	68	19	91
3	Assam	13	16	-	17	1,141	14	1,211
4	Bihar	-	-	-	-	3,103	123	3,234
5	Chhattisgarh	5	15	30	9	9	-	79
6	Goa	-	1	2	1	-	-	4
7	Gujarat	11	-	-	-	423	-	441
8	Haryana	5	7	-	-	618	-	633
9	Himachal Pradesh	1	3	1	5	89	-	99
10	Jharkhand	-	-	9	154	980	87	1,235
11	Karnataka	-	4	-	94	41	5	144
12	Kerala	-	-	-	20	730	-	751
13	Madhya Pradesh	1	-	16	37	68	-	139
14	Maharashtra	-	-	-	-	-	-	-
15	Manipur	-	-	-	-	-	-	-
16	Meghalaya	-	5	-	-	165	-	174
17	Mizoram	3	12	3	-	-	-	18
18	Nagaland	1	25	-	223	662	-	919
19	Odisha	-	-	-	-	206	-	206
20	Punjab	-	9	-	6	396	34	453
21	Rajasthan	12	36	-	31	855	-	937
22	Sikkim	-	-	-	-	-	-	-
23	Tamil Nadu	12	99	-	266	74	-	454
24	Telangana	-	-	-	-	-	-	-
25	Tripura	-	-	-	-	-	-	-
26	Uttar Pradesh	-	-	-	-	-	-	-
27	Uttarakhand	4	13	16	58	242	-	334
28	West Bengal	-	2	7	-	34	-	49
29	A & N Islands	-	-	-	-	-	-	-
30	Chandigarh	-	-	-	-	-	-	-
31	Dadra and Nagar Haveli and Daman and Diu	-	-	-	-	-	-	-
32	Delhi	4	23	15	43	499	-	589
33	Jammu and Kashmir	10	6	-	216	1,750	170	2,158
34	Ladakh	-	-	-	-	-	-	-
35	Lakshadweep	-	-	-	-	-	-	-
36	Puducherry	-	-	-	8	43	-	51
	All India	82	276	99	1,192	12,196	452	14,403

(NA) denotes "Not Available"

(NP) denotes "Not Provided"

(-) denotes "Zero"



TABLE 3.1.10 (C) -- ACTUAL STRENGTH OF WOMEN OF DIFFERENT RANKS IN IRB POLICE IN STATES/UTs

AS ON 01.01.2023

Sl. No.	STATES/UTs	DGP/SPL. DGP	ADDL. DGP	IGP	DIG	AIGP/SSP/SP/COMMANDANT	ADDL. SP/DY. COMMANDANT	ASP/DY.SP/ASST. COMMANDANT
(1)	(2)	(3)	(4)	(5)	(6)	(7)	(8)	(9)
1	Andhra Pradesh	-	-	-	-	-	-	-
2	Arunachal Pradesh	-	-	-	-	1	-	-
3	Assam	-	-	-	-	1	-	1
4	Bihar	-	-	-	-	1	-	-
5	Chhattisgarh	-	-	-	-	1	2	1
6	Goa	-	-	-	-	-	-	-
7	Gujarat	-	-	-	-	-	-	-
8	Haryana	-	-	-	-	-	-	1
9	Himachal Pradesh	-	-	-	-	1	-	1
10	Jharkhand	-	-	-	-	-	-	-
11	Karnataka	-	-	-	-	-	-	-
12	Kerala	-	-	-	-	-	-	-
13	Madhya Pradesh	-	-	-	-	-	-	1
14	Maharashtra	-	-	-	-	-	-	-
15	Manipur	-	-	-	2	1	3	-
16	Meghalaya	-	-	-	-	-	-	3
17	Mizoram	-	-	-	-	-	-	3
18	Nagaland	-	-	-	-	1	5	1
19	Odisha	-	-	-	-	-	-	-
20	Punjab	-	-	-	-	-	2	1
21	Rajasthan	-	-	-	-	1	1	2
22	Sikkim	-	-	-	-	-	-	-
23	Tamil Nadu	-	-	-	-	-	-	-
24	Telangana	-	-	-	-	-	-	-
25	Tripura	-	-	-	-	-	-	1
26	Uttar Pradesh	-	-	-	-	-	-	-
27	Uttarakhand	-	-	-	-	-	1	1
28	West Bengal	-	-	-	-	-	1	1
29	A & N Islands	-	-	-	-	-	-	-
30	Chandigarh	-	-	-	-	1	-	-
31	Dadra and Nagar Haveli and Daman and Diu	-	-	-	-	-	-	-
32	Delhi	-	-	-	-	-	-	-
33	Jammu and Kashmir	-	-	-	-	1	2	5
34	Ladakh	-	-	-	-	-	-	-
35	Lakshadweep	-	-	-	-	-	-	-
36	Puducherry	-	-	-	-	-	-	-
	All India	-	-	-	2	10	17	23

(NA) denotes "Not Available"

(NP) denotes "Not Provided"

(-) denotes "Zero"



TABLE 3.1.10 (C) -- (CONTINUED...)

Sl. No.	STATES/UTs	INSPECTOR/RI	S.I./RSI	A.S.I./ ARSI	HEAD CONSTABLE	CONSTABLE	OTHERS IF ANY	TOTAL
(1)	(2)	(10)	(11)	(12)	(13)	(14)	(15)	(16)
1	Andhra Pradesh	-	-	-	-	-	-	-
2	Arunachal Pradesh	-	2	-	6	112	33	154
3	Assam	-	-	-	-	269	-	271
4	Bihar	-	-	-	-	669	5	675
5	Chhattisgarh	-	5	7	-	442	-	458
6	Goa	1	2	14	63	110	36	226
7	Gujarat	-	-	-	-	-	-	-
8	Haryana	-	-	-	-	-	-	1
9	Himachal Pradesh	3	1	3	31	903	-	943
10	Jharkhand	-	-	-	-	1,131	71	1,202
11	Karnataka	-	-	-	-	-	-	-
12	Kerala	-	-	-	-	-	-	-
13	Madhya Pradesh	-	-	-	-	-	9	10
14	Maharashtra	-	-	-	-	-	-	-
15	Manipur	7	17	8	82	467	-	587
16	Meghalaya	-	3	-	-	78	5	89
17	Mizoram	3	8	-	-	-	-	14
18	Nagaland	1	21	-	207	577	-	813
19	Odisha	-	-	-	-	-	-	-
20	Punjab	1	5	1	4	323	23	360
21	Rajasthan	4	15	-	42	569	-	634
22	Sikkim	-	-	-	-	-	-	-
23	Tamil Nadu	-	-	-	-	-	-	-
24	Telangana	-	-	-	-	-	-	-
25	Tripura	-	-	-	-	137	-	138
26	Uttar Pradesh	-	-	-	-	-	-	-
27	Uttarakhand	-	-	-	-	-	-	2
28	West Bengal	-	-	-	-	-	-	2
29	A & N Islands	-	-	-	-	-	1	1
30	Chandigarh	-	-	3	3	192	2	201
31	Dadra and Nagar Haveli and Daman and Diu	-	-	-	-	-	-	-
32	Delhi	-	-	-	-	-	-	-
33	Jammu and Kashmir	12	3	30	319	576	202	1,150
34	Ladakh	2	8	-	26	192	3	231
35	Lakshadweep	-	-	-	-	-	-	-
36	Puducherry	-	-	-	-	-	-	-
	All India	34	90	66	783	6,747	390	8,162

(NA) denotes "Not Available"

(NP) denotes "Not Provided"

(-) denotes "Zero"



TABLE 3.1.10 (D) - ACTUAL (A) STRENGTH OF WOMEN OF DIFFERENT RANKS IN COMMANDO BATTALIONS IN STATES/UTs

AS ON 01.01.2023

Sl. No.	STATES/UTs	DGP/ SPL DG/ ADGP	IGP	DIG	AIGP/SSP / SP / COM-MANDANT	ADDL. SP/DY. COMMAN-DANT	ASP/DY.SP/ ASST. COM-MANDANT	INSPECTOR /RI
(1)	(2)	(3)	(4)	(5)	(6)	(7)	(8)	(9)
1	Andhra Pradesh	-	-	-	-	-	-	-
2	Arunachal Pradesh	-	-	-	-	-	-	-
3	Assam	-	-	-	-	1	-	-
4	Bihar	-	-	-	-	-	-	-
5	Chhattisgarh	-	-	-	-	-	-	-
6	Goa	NA	NA	NA	NA	NA	NA	NA
7	Gujarat	-	-	-	-	-	-	-
8	Haryana	-	-	-	-	-	-	-
9	Himachal Pradesh	-	-	-	-	-	-	-
10	Jharkhand	-	-	-	-	-	-	-
11	Karnataka	-	-	-	-	-	-	-
12	Kerala	-	-	-	-	-	-	-
13	Madhya Pradesh	-	-	-	-	-	-	-
14	Maharashtra	-	-	-	-	-	-	-
15	Manipur	-	-	-	-	-	-	-
16	Meghalaya	-	-	-	-	1	1	-
17	Mizoram	-	-	-	-	-	-	-
18	Nagaland	-	-	-	-	-	-	-
19	Odisha	-	-	-	-	-	-	-
20	Punjab	-	-	-	1	-	2	1
21	Rajasthan	-	-	-	-	-	-	-
22	Sikkim	-	-	-	-	-	-	-
23	Tamil Nadu	-	-	-	-	-	-	-
24	Telangana	-	-	-	-	-	-	-
25	Tripura	-	-	-	-	-	-	-
26	Uttar Pradesh	-	-	-	-	-	-	-
27	Uttarakhand	-	-	-	-	-	-	-
28	West Bengal	-	-	-	-	-	-	-
29	A & N Islands	-	-	-	-	-	-	-
30	Chandigarh	-	-	-	-	-	-	-
31	Dadra and Nagar Haveli and Daman and Diu	-	-	-	-	-	-	-
32	Delhi	-	-	-	-	-	-	-
33	Jammu and Kashmir	-	-	-	-	-	-	-
34	Ladakh	-	-	-	-	-	-	-
35	Lakshadweep	-	-	-	-	-	-	-
36	Puducherry	-	-	-	-	-	-	-
	All India	-	-	-	1	2	3	1

(NA) denotes "Not Available"

(NP) denotes "Not Provided"

(-) denotes "Zero"



TABLE 3.1.10 (D) - (CONTINUED...)

Sl. No.	STATES/UTs	S.I./RSI	A.S.I. /ARSI	HEAD CONSTABLE	CONSTABLE	OTHERS IF ANY	TOTAL
(1)	(2)	(10)	(11)	(12)	(13)	(14)	(15)
1	Andhra Pradesh	-	-	-	-	-	-
2	Arunachal Pradesh	-	-	-	-	-	-
3	Assam	15	-	-	394	-	410
4	Bihar	-	-	-	-	-	-
5	Chhattisgarh	-	-	-	-	-	-
6	Goa	NA	NA	NA	NA	NA	-
7	Gujarat	-	-	-	-	-	-
8	Haryana	-	-	-	-	-	-
9	Himachal Pradesh	-	-	-	-	-	-
10	Jharkhand	-	-	-	-	-	-
11	Karnataka	-	-	-	-	-	-
12	Kerala	-	-	-	-	-	-
13	Madhya Pradesh	-	-	-	-	1	1
14	Maharashtra	-	-	-	-	-	-
15	Manipur	1	2	7	9	-	19
16	Meghalaya	1	-	-	14	-	17
17	Mizoram	-	-	-	-	-	-
18	Nagaland	-	-	-	-	-	-
19	Odisha	-	-	-	-	-	-
20	Punjab	5	1	3	221	10	244
21	Rajasthan	-	-	-	-	-	-
22	Sikkim	-	-	-	-	-	-
23	Tamil Nadu	-	-	-	-	-	-
24	Telangana	-	-	-	-	-	-
25	Tripura	-	-	-	-	-	-
26	Uttar Pradesh	-	-	-	-	-	-
27	Uttarakhand	-	-	-	-	-	-
28	West Bengal	-	-	-	-	-	-
29	A & N Islands	-	-	-	-	-	-
30	Chandigarh	-	-	-	-	-	-
31	Dadra and Nagar Haveli and Daman and Diu	-	-	-	-	-	-
32	Delhi	-	-	-	-	-	-
33	Jammu and Kashmir	-	-	-	-	-	-
34	Ladakh	-	-	-	-	-	-
35	Lakshadweep	-	-	-	-	-	-
36	Puducherry	-	-	-	-	-	-
	All India	22	3	10	638	11	691

(NA) denotes "Not Available"

(NP) denotes "Not Provided"

(-) denotes "Zero"



TABLE 3.1.10 (E) - NUMBER OF ALL-WOMEN BATTALION IN POLICE IN STATES/UTs

AS ON 01.01.2023

Sl. No.	STATES/UTs	NUMBER OF ALL-WOMEN BATTALION		
		STATE ARMED RESERVE POLICE	IRB IN POLICE	COMMANDO BATTALION
(1)	(2)	(3)	(4)	(5)
1	Andhra Pradesh	-	-	-
2	Arunachal Pradesh	-	-	-
3	Assam	-	-	-
4	Bihar	2	-	-
5	Chhattisgarh	-	-	-
6	Goa	NA	NA	NA
7	Gujarat	NA	NA	NA
8	Haryana	1	-	-
9	Himachal Pradesh	-	1	-
10	Jharkhand	1	1	-
11	Karnataka	-	-	-
12	Kerala	1	-	-
13	Madhya Pradesh	-	-	-
14	Maharashtra	-	-	-
15	Manipur	-	1	-
16	Meghalaya	-	-	-
17	Mizoram	-	-	-
18	Nagaland	-	1	-
19	Odisha	-	-	-
20	Punjab	-	-	-
21	Rajasthan	-	1	-
22	Sikkim	-	-	-
23	Tamil Nadu	-	-	-
24	Telangana	-	-	-
25	Tripura	-	-	-
26	Uttar Pradesh	-	-	-
27	Uttarakhand	2	-	-
28	West Bengal	-	-	-
29	A & N Islands	-	-	-
30	Chandigarh	-	-	-
31	Dadra and Nagar Haveli and Daman and Diu	-	-	-
32	Delhi	-	-	-
33	Jammu and Kashmir	2	1	-
34	Ladakh	-	-	-
35	Lakshadweep	-	-	-
36	Puducherry	-	-	-
	All India	9	6	-

(NA) denotes "Not Available", (NP) denotes "Not Provided" & (-) denotes "Zero"



TABLE 3.2.1 -- STRENGTH OF WOMEN POLICE, RESERVATION OF WOMEN POLICE, WOMEN POPULATION PER WOMEN POLICE

AS ON 01.01.2023

SI No.	STATES/UTs	ACTUAL STRENGTH OF TOTAL POLICE (CIVIL + DISTRICT ARMED RESERVE (DAR) + ARMED + IRB)	ACTUAL STRENGTH OF WOMEN POLICE (CIVIL + DISTRICT ARMED RESERVE (DAR) + ARMED + IRB)	PERCENTAGE OF WOMEN POLICE (CIVIL + DISTRICT ARMED RESERVE (DAR) + ARMED + IRB)
(1)	(2)	(3)	(4)	(5)
1	Andhra Pradesh	88,054	18,913	21.48%
2	Arunachal Pradesh	11,923	1,345	11.28%
3	Assam	73,188	4,894	6.69%
4	Bihar ~	1,02,664	24,295	23.66%
5	Chhattisgarh	64,502	4,903	7.60%
6	Goa	7,831	842	10.75%
7	Gujarat	88,112	14,745	16.73%
8	Haryana	59,839	5,506	9.20%
9	Himachal Pradesh !	17,917	2,593	14.47%
10	Jharkhand	61,917	4,611	7.45%
11	Karnataka	1,01,911	9,081	8.91%
12	Kerala	53,817	4,472	8.31%
13	Madhya Pradesh	1,04,348	7,452	7.14%
14	Maharashtra	1,72,382	32,172	18.66%
15	Manipur	30,217	1,957	6.48%
16	Meghalaya	14,096	818	5.80%
17	Mizoram	7,339	602	8.20%
18	Nagaland	25,252	2,588	10.25%
19	Odisha	55,656	6,108	10.97%
20	Punjab	73,870	8,167	11.06%
21	Rajasthan	95,325	10,361	10.87%
22	Sikkim	5,724	470	8.21%
23	Tamil Nadu	1,22,470	25,334	20.69%
24	Telangana @	61,811	5,351	8.66%
25	Tripura	22,934	1,306	5.69%
26	Uttar Pradesh	3,17,747	33,319	10.49%
27	Uttarakhand #	21,316	2,609	12.24%
28	West Bengal ^	99,997	9,603	9.60%
29	A & N Islands *	4,222	543	12.86%
30	Chandigarh	5,905	1,327	22.47%
31	Dadra and Nagar Haveli and Daman and Diu	1,146	104	9.08%
32	Delhi	80,583	11,930	14.80%
33	Jammu and Kashmir	81,171	4,370	5.38%
34	Ladakh	2,621	777	29.65%
35	Lakshadweep	252	26	10.32%
36	Puducherry	3,246	268	8.26%
	All India	21,41,305	2,63,762	12.32%

Source For Population : Registrar General & Census Commissioner of India, Projected Mid year Population
 ~ According to Bihar Government rule 35% reservation for women and 3% reservation for backward caste women.
 ! The Govt. of HP has notified 25% vacancies reserved for women in the constables.
 @ 33.3% - for Civil 10% - for District Armed Reserve 0% - for State Armed Reserve
 # 30% Horizontal
 ^ NIL 33% reservation recommended in the revised rules
 * 33% Horizontal reservation for women
 (NA) denotes "Not Available", (NP) denotes "Not Provided" & (-) denotes "Zero"



TABLE 3.2.1 -- (Continued.....)

SI No.	STATES/UTs	RESERVATION PERCENTAGE OF WOMEN POLICE APPROVED BY STATES/UTs GOVT.	WOMEN POPULATION IN THOUSANDS (AS ON 1ST OCTOBER, 2022) BASED ON 2011 CENSUS	WOMEN POPULATION PER WOMEN POLICE (WPWP)
(1)	(2)	(6)	(7)	(8)
1	Andhra Pradesh	33.3%	26,539	1,403
2	Arunachal Pradesh	10.0%	755	561
3	Assam	30.0%	17,471	3,570
4	Bihar ~		60,512	2,491
5	Chhattisgarh	30.0%	14,971	3,053
6	Goa	0.0%	779	925
7	Gujarat	33.0%	33,811	2,293
8	Haryana	33.0%	14,148	2,570
9	Himachal Pradesh !		3,673	1,417
10	Jharkhand	33.0%	19,167	4,157
11	Karnataka	25.0%	33,263	3,663
12	Kerala	0.0%	18,562	4,151
13	Madhya Pradesh	33.0%	41,733	5,600
14	Maharashtra	30.0%	60,457	1,879
15	Manipur	0.0%	1,598	817
16	Meghalaya	10.0%	1,663	2,033
17	Mizoram	0.0%	611	1,015
18	Nagaland	33.0%	1,076	416
19	Odisha	33.0%	22,935	3,755
20	Punjab	33.0%	14,554	1,782
21	Rajasthan	30.0%	39,247	3,788
22	Sikkim	33.0%	324	689
23	Tamil Nadu	30.0%	38,445	1,518
24	Telangana @		18,889	3,530
25	Tripura	33.0%	2,029	1,554
26	Uttar Pradesh	20.0%	1,12,453	3,375
27	Uttarakhand #		5,649	2,165
28	West Bengal ^		48,445	5,045
29	A & N Islands *		190	350
30	Chandigarh	33.0%	564	425
31	Dadra and Nagar Haveli and Daman and Diu	33.0%	420	4,038
32	Delhi	33.0%	9,913	831
33	Jammu and Kashmir	15.0%	6,461	1,478
34	Ladakh	0.0%	132	170
35	Lakshadweep	33.0%	33	1,269
36	Puducherry	33.0%	853	3,183
	All India	-	6,72,325	2,549

Source For Population : Registrar General & Census Commissioner of India, Projected Mid year Population

~ According to Bihar Government rule 35% reservation for women and 3% reservation for backward caste women.

! The Govt. of HP has notified 25% vacancies reserved for women in the constables.

@ 33.3% - for Civil 10% - for District Armed Reserve 0% - for State Armed Reserve

30% Horizontal

^ NIL 33% reservation recommended in the revised rules

* 33% Horizontal reservation for women

(NA) denotes "Not Available", (NP) denotes "Not Provided"

(-) denotes "Zero"



TABLE 3.2.1 (A)-- ACTUAL STRENGTH OF TRANSGENDER IN CIVIL POLICE IN STATES/UTs

AS ON 01.01.2023

Sl. No.	STATES/UTs	DGP / SPL. DGP	ADDL. DGP	IGP	DIG	AIGP/SSP/ SP/ COM-MANDANT	ADDL. SP/ Dy. COM-MANDANT	ASP/DY.SP/ ASST. COM-MANDANT
(1)	(2)	(3)	(4)	(5)	(6)	(7)	(8)	(9)
1	Andhra Pradesh	-	-	-	-	-	-	-
2	Arunachal Pradesh	-	-	-	-	-	-	-
3	Assam	-	-	-	-	-	-	-
4	Bihar	-	-	-	-	-	-	-
5	Chhattisgarh	-	-	-	-	-	-	-
6	Goa	-	-	-	-	-	-	-
7	Gujarat	-	-	-	-	-	-	-
8	Haryana	-	-	-	-	-	-	-
9	Himachal Pradesh	-	-	-	-	-	-	-
10	Jharkhand	-	-	-	-	-	-	-
11	Karnataka	-	-	-	-	-	-	-
12	Kerala	-	-	-	-	-	-	-
13	Madhya Pradesh	-	-	-	-	-	-	-
14	Maharashtra	-	-	-	-	-	-	-
15	Manipur	-	-	-	-	-	-	-
16	Meghalaya	-	-	-	-	-	-	-
17	Mizoram	-	-	-	-	-	-	-
18	Nagaland	-	-	-	-	-	-	-
19	Odisha	-	-	-	-	-	-	-
20	Punjab	-	-	-	-	-	-	-
21	Rajasthan	-	-	-	-	-	-	-
22	Sikkim	-	-	-	-	-	-	-
23	Tamil Nadu	-	-	-	-	-	-	-
24	Telangana	-	-	-	-	-	-	-
25	Tripura	-	-	-	-	-	-	-
26	Uttar Pradesh	-	-	-	-	-	-	-
27	Uttarakhand	-	-	-	-	-	-	-
28	West Bengal	-	-	-	-	-	-	-
29	A & N Islands	-	-	-	-	-	-	-
30	Chandigarh	-	-	-	-	-	-	-
31	Dadra and Nagar Haveli and Daman and Diu	-	-	-	-	-	-	-
32	Delhi	-	-	-	-	-	-	-
33	Jammu and Kashmir	-	-	-	-	-	-	-
34	Ladakh	-	-	-	-	-	-	-
35	Lakshadweep	-	-	-	-	-	-	-
36	Puducherry	-	-	-	-	-	-	-
	All India	-	-	-	-	-	-	-

(NA) denotes "Not Available"

(NP) denotes "Not Provided"

(-) denotes "Zero"



TABLE 3.2.1 (A)-- (CONTINUED . . .)

Sl. No.	STATES/UTs	INSPECTOR /RI	S.I./RSI	A.S.I./ ARSI	HEAD CON-STABLE	CONSTA-BLE	OTHERS IF ANY	TOTAL
(1)	(2)	(10)	(11)	(12)	(13)	(14)	(15)	(16)
1	Andhra Pradesh	-	-	-	-	-	-	-
2	Arunachal Pradesh	-	-	-	-	-	-	-
3	Assam	-	-	-	-	-	-	-
4	Bihar	-	-	-	-	-	-	-
5	Chhattisgarh	-	-	-	-	12	-	12
6	Goa	-	-	-	-	-	-	-
7	Gujarat	-	-	-	-	-	-	-
8	Haryana	-	-	-	-	-	-	-
9	Himachal Pradesh	-	-	-	-	-	-	-
10	Jharkhand	-	-	-	-	-	-	-
11	Karnataka	-	-	-	-	-	-	-
12	Kerala	-	-	-	-	-	-	-
13	Madhya Pradesh	-	-	-	-	-	-	-
14	Maharashtra	-	-	-	-	-	-	-
15	Manipur	-	-	-	-	-	-	-
16	Meghalaya	-	-	-	-	-	-	-
17	Mizoram	-	-	-	-	-	-	-
18	Nagaland	-	-	-	-	-	-	-
19	Odisha	-	-	-	-	-	-	-
20	Punjab	-	-	-	-	-	-	-
21	Rajasthan	-	-	-	-	1	-	1
22	Sikkim	-	-	-	-	-	-	-
23	Tamil Nadu	-	1	-	-	5	-	6
24	Telangana	-	-	-	-	-	-	-
25	Tripura	-	-	-	-	-	-	-
26	Uttar Pradesh	-	-	-	-	-	-	-
27	Uttarakhand	-	-	-	-	-	-	-
28	West Bengal	-	-	-	-	-	-	-
29	A & N Islands	-	-	-	-	-	-	-
30	Chandigarh	-	-	-	-	-	-	-
31	Dadra and Nagar Haveli and Daman and Diu	-	-	-	-	-	-	-
32	Delhi	-	-	-	-	-	-	-
33	Jammu and Kashmir	-	-	-	-	-	-	-
34	Ladakh	-	-	-	-	-	-	-
35	Lakshadweep	-	-	-	-	-	-	-
36	Puducherry	-	-	-	-	-	-	-
	All India	-	1	-	-	18	-	19

(NA) denotes "Not Available"

(NP) denotes "Not Provided"

(-) denotes "Zero"



TABLE 3.2.1 (B)-- ACTUAL STRENGTH OF TRANSGENDER IN DISTRICT ARMED RESERVE (DAR) POLICE IN STATES/UTs

AS ON 01.01.2023

SI. No.	STATES/UTs	AIGP/SSP/ SP/ COM-MANDANT	ADDL. SP/ DY. COM-MANDANT	ASP/DY.SP /ASST. COMMAN-DANT	INSPEC-TOR/RI	S.I./ RSI	A.S.I./ ARSI	HEAD CONSTA-BLE	CON-STABLE	OTHERS IF ANY	TOTAL
(1)	(2)	(3)	(4)	(5)	(6)	(7)	(8)	(9)	(10)	(11)	(12)
1	Andhra Pradesh	-	-	-	-	-	-	-	-	-	-
2	Arunachal Pradesh	-	-	-	-	-	-	-	-	-	-
3	Assam	-	-	-	-	-	-	-	-	-	-
4	Bihar	-	-	-	-	-	-	-	-	-	-
5	Chhattisgarh	-	-	-	-	-	-	-	-	-	-
6	Goa	-	-	-	-	-	-	-	-	-	-
7	Gujarat	-	-	-	-	-	-	-	-	-	-
8	Haryana	-	-	-	-	-	-	-	-	-	-
9	Himachal Pradesh	-	-	-	-	-	-	-	-	-	-
10	Jharkhand	-	-	-	-	-	-	-	-	-	-
11	Karnataka	-	-	-	-	-	-	-	-	-	-
12	Kerala	-	-	-	-	-	-	-	-	-	-
13	Madhya Pradesh	-	-	-	-	-	-	-	-	-	-
14	Maharashtra	-	-	-	-	-	-	-	-	-	-
15	Manipur	-	-	-	-	-	-	-	-	-	-
16	Meghalaya	-	-	-	-	-	-	-	-	-	-
17	Mizoram	-	-	-	-	-	-	-	-	-	-
18	Nagaland	-	-	-	-	-	-	-	-	-	-
19	Odisha	-	-	-	-	-	-	-	-	-	-
20	Punjab	-	-	-	-	-	-	-	-	-	-
21	Rajasthan	-	-	-	-	-	-	-	-	-	-
22	Sikkim	-	-	-	-	-	-	-	-	-	-
23	Tamil Nadu	-	-	-	-	-	-	-	-	-	-
24	Telangana	-	-	-	-	-	-	-	-	-	-
25	Tripura	-	-	-	-	-	-	-	-	-	-
26	Uttar Pradesh	-	-	-	-	-	-	-	-	-	-
27	Uttarakhand	-	-	-	-	-	-	-	-	-	-
28	West Bengal	-	-	-	-	-	-	-	-	-	-
29	A & N Islands	-	-	-	-	-	-	-	-	-	-
30	Chandigarh	-	-	-	-	-	-	-	-	-	-
31	Dadra and Nagar Haveli and Daman and Diu	-	-	-	-	-	-	-	-	-	-
32	Delhi	-	-	-	-	-	-	-	-	-	-
33	Jammu and Kashmir	-	-	-	-	-	-	-	-	-	-
34	Ladakh	-	-	-	-	-	-	-	-	-	-
35	Lakshadweep	-	-	-	-	-	-	-	-	-	-
36	Puducherry	-	-	-	-	-	-	-	-	-	-
	All India	-	-	-	-	-	-	-	-	-	-

(NA) denotes "Not Available", (NP) denotes "Not Provided" & (-) denotes "Zero"



TABLE 3.2.1 (C)-- ACTUAL STRENGTH OF TRANSGENDER IN SPECIAL ARMED POLICE BATTALION IN STATES/UTs

AS ON 01.01.2023

Sl. No.	STATES/UTs	DGP / SPL. DGP	ADDL. DGP	IGP	DIG	AIGP/SSP/ SP/ COM-MANDANT	ADDL. SP/ Dy. COM-MANDANT	ASP/DY.SP/ ASST. COM-MANDANT
(1)	(2)	(3)	(4)	(5)	(6)	(7)	(8)	(9)
1	Andhra Pradesh	-	-	-	-	-	-	-
2	Arunachal Pradesh	-	-	-	-	-	-	-
3	Assam	-	-	-	-	-	-	-
4	Bihar	-	-	-	-	-	-	-
5	Chhattisgarh	-	-	-	-	-	-	-
6	Goa	-	-	-	-	-	-	-
7	Gujarat	-	-	-	-	-	-	-
8	Haryana	-	-	-	-	-	-	-
9	Himachal Pradesh	-	-	-	-	-	-	-
10	Jharkhand	-	-	-	-	-	-	-
11	Karnataka	-	-	-	-	-	-	-
12	Kerala	-	-	-	-	-	-	-
13	Madhya Pradesh	-	-	-	-	-	-	-
14	Maharashtra	-	-	-	-	-	-	-
15	Manipur	-	-	-	-	-	-	-
16	Meghalaya	-	-	-	-	-	-	-
17	Mizoram	-	-	-	-	-	-	-
18	Nagaland	-	-	-	-	-	-	-
19	Odisha	-	-	-	-	-	-	-
20	Punjab	-	-	-	-	-	-	-
21	Rajasthan	-	-	-	-	-	-	-
22	Sikkim	-	-	-	-	-	-	-
23	Tamil Nadu	-	-	-	-	-	-	-
24	Telangana	-	-	-	-	-	-	-
25	Tripura	-	-	-	-	-	-	-
26	Uttar Pradesh	-	-	-	-	-	-	-
27	Uttarakhand	-	-	-	-	-	-	-
28	West Bengal	-	-	-	-	-	-	-
29	A & N Islands	-	-	-	-	-	-	-
30	Chandigarh	-	-	-	-	-	-	-
31	Dadra and Nagar Haveli and Daman and Diu	-	-	-	-	-	-	-
32	Delhi	-	-	-	-	-	-	-
33	Jammu and Kashmir	-	-	-	-	-	-	-
34	Ladakh	-	-	-	-	-	-	-
35	Lakshadweep	-	-	-	-	-	-	-
36	Puducherry	-	-	-	-	-	-	-
	All India	-	-	-	-	-	-	-

(NA) denotes "Not Available"

(NP) denotes "Not Provided"

(-) denotes "Zero"



TABLE 3.2.1 (C)-- (CONTINUED . . .)

Sl. No.	STATES/UTs	INSPECTOR /RI	S.I./RSI	A.S.I./ARSI	HEAD CON-STABLE	CONSTABLE	OTHERS IF ANY	TOTAL
(1)	(2)	(10)	(11)	(12)	(13)	(14)	(15)	(16)
1	Andhra Pradesh	-	-	-	-	-	-	-
2	Arunachal Pradesh	-	-	-	-	-	-	-
3	Assam	-	-	-	-	-	-	-
4	Bihar	-	-	-	-	-	-	-
5	Chhattisgarh	-	-	-	-	1	-	1
6	Goa	-	-	-	-	-	-	-
7	Gujarat	-	-	-	-	-	-	-
8	Haryana	-	-	-	-	-	-	-
9	Himachal Pradesh	-	-	-	-	-	-	-
10	Jharkhand	-	-	-	-	-	-	-
11	Karnataka	-	-	-	-	-	-	-
12	Kerala	-	-	-	-	-	-	-
13	Madhya Pradesh	-	-	-	-	-	-	-
14	Maharashtra	-	-	-	-	-	-	-
15	Manipur	-	-	-	-	-	-	-
16	Meghalaya	-	-	-	-	-	-	-
17	Mizoram	-	-	-	-	-	-	-
18	Nagaland	-	-	-	-	-	-	-
19	Odisha	-	-	-	-	-	-	-
20	Punjab	-	-	-	-	-	-	-
21	Rajasthan	-	-	-	-	-	-	-
22	Sikkim	-	-	-	-	-	-	-
23	Tamil Nadu	-	-	-	-	-	-	-
24	Telangana	-	-	-	-	-	-	-
25	Tripura	-	-	-	-	-	-	-
26	Uttar Pradesh	-	-	-	-	-	-	-
27	Uttarakhand	-	-	-	-	-	-	-
28	West Bengal	-	-	-	-	-	-	-
29	A & N Islands	-	-	-	-	-	-	-
30	Chandigarh	-	-	-	-	-	-	-
31	Dadra and Nagar Haveli and Daman and Diu	-	-	-	-	-	-	-
32	Delhi	-	-	-	-	-	-	-
33	Jammu and Kashmir	-	-	-	-	-	-	-
34	Ladakh	-	-	-	-	-	-	-
35	Lakshadweep	-	-	-	-	-	-	-
36	Puducherry	-	-	-	-	-	-	-
	All India	-	-	-	-	1	-	1

(NA) denotes "Not Available"

(NP) denotes "Not Provided"

(-) denotes "Zero"



TABLE 3.2.1 (D) -- ACTUAL STRENGTH OF TRANSGENDER OF DIFFERENT RANKS IN IRB POLICE IN STATES/UTs

AS ON 01.01.2023

Sl. No.	STATES/UTs	DGP/SPL. DGP	ADDL.DGP	IGP	DIG	AIGP/SSP/ SP/ COM-MANDANT	ADDL. SP/ DY. COM-MANDANT	ASP/DY.SP/ ASST. COM-MANDANT
(1)	(2)	(3)	(4)	(5)	(6)	(7)	(8)	(9)
1	Andhra Pradesh	-	-	-	-	-	-	-
2	Arunachal Pradesh	-	-	-	-	-	-	-
3	Assam	-	-	-	-	-	-	-
4	Bihar	-	-	-	-	-	-	-
5	Chhattisgarh	-	-	-	-	-	-	-
6	Goa	-	-	-	-	-	-	-
7	Gujarat	-	-	-	-	-	-	-
8	Haryana	-	-	-	-	-	-	-
9	Himachal Pradesh	-	-	-	-	-	-	-
10	Jharkhand	-	-	-	-	-	-	-
11	Karnataka	-	-	-	-	-	-	-
12	Kerala	-	-	-	-	-	-	-
13	Madhya Pradesh	-	-	-	-	-	-	-
14	Maharashtra	-	-	-	-	-	-	-
15	Manipur	-	-	-	-	-	-	-
16	Meghalaya	-	-	-	-	-	-	-
17	Mizoram	-	-	-	-	-	-	-
18	Nagaland	-	-	-	-	-	-	-
19	Odisha	-	-	-	-	-	-	-
20	Punjab	-	-	-	-	-	-	-
21	Rajasthan	-	-	-	-	-	-	-
22	Sikkim	-	-	-	-	-	-	-
23	Tamil Nadu	-	-	-	-	-	-	-
24	Telangana	-	-	-	-	-	-	-
25	Tripura	-	-	-	-	-	-	-
26	Uttar Pradesh	-	-	-	-	-	-	-
27	Uttarakhand	-	-	-	-	-	-	-
28	West Bengal	-	-	-	-	-	-	-
29	A & N Islands	-	-	-	-	-	-	-
30	Chandigarh	-	-	-	-	-	-	-
31	Dadra and Nagar Haveli and Daman and Diu	-	-	-	-	-	-	-
32	Delhi	-	-	-	-	-	-	-
33	Jammu and Kashmir	-	-	-	-	-	-	-
34	Ladakh	-	-	-	-	-	-	-
35	Lakshadweep	-	-	-	-	-	-	-
36	Puducherry	-	-	-	-	-	-	-
	All India	-	-	-	-	-	-	-

(NA) denotes "Not Available"

(NP) denotes "Not Provided"

(-) denotes "Zero"



TABLE 3.2.1 (D) -- (CONTINUED . . .)

Sl. No.	STATES/UTs	INSPECTOR/RI	S.I./RSI	A.S.I./ ARSI	HEAD CONSTABLE	CONSTABLE	OTHERS IF ANY	TOTAL
(1)	(2)	(10)	(11)	(12)	(13)	(14)	(15)	(16)
1	Andhra Pradesh	-	-	-	-	-	-	-
2	Arunachal Pradesh	-	-	-	-	-	-	-
3	Assam	-	-	-	-	-	-	-
4	Bihar	-	-	-	-	-	-	-
5	Chhattisgarh	-	-	-	-	-	-	-
6	Goa	-	-	-	-	-	-	-
7	Gujarat	-	-	-	-	-	-	-
8	Haryana	-	-	-	-	-	-	-
9	Himachal Pradesh	-	-	-	-	-	-	-
10	Jharkhand	-	-	-	-	-	-	-
11	Karnataka	-	-	-	-	-	-	-
12	Kerala	-	-	-	-	-	-	-
13	Madhya Pradesh	-	-	-	-	-	-	-
14	Maharashtra	-	-	-	-	-	-	-
15	Manipur	-	-	-	-	-	-	-
16	Meghalaya	-	-	-	-	-	-	-
17	Mizoram	-	-	-	-	-	-	-
18	Nagaland	-	-	-	-	-	-	-
19	Odisha	-	-	-	-	-	-	-
20	Punjab	-	-	-	-	-	-	-
21	Rajasthan	-	-	-	-	-	-	-
22	Sikkim	-	-	-	-	-	-	-
23	Tamil Nadu	-	-	-	-	-	-	-
24	Telangana	-	-	-	-	-	-	-
25	Tripura	-	-	-	-	-	-	-
26	Uttar Pradesh	-	-	-	-	-	-	-
27	Uttarakhand	-	-	-	-	-	-	-
28	West Bengal	-	-	-	-	-	-	-
29	A & N Islands	-	-	-	-	-	-	-
30	Chandigarh	-	-	-	-	-	-	-
31	Dadra and Nagar Haveli and Daman and Diu	-	-	-	-	-	-	-
32	Delhi	-	-	-	-	-	-	-
33	Jammu and Kashmir	-	-	-	-	-	-	-
34	Ladakh	-	-	-	-	-	-	-
35	Lakshadweep	-	-	-	-	-	-	-
36	Puducherry	-	-	-	-	-	-	-
	All India	-	-	-	-	-	-	-

(NA) denotes "Not Available"

(NP) denotes "Not Provided"

(-) denotes "Zero"



TABLE 3.2.1 (E) - ACTUAL (A) STRENGTH OF TRANSGENDER OF DIFFERENT RANKS IN COMMANDO BATTALIONS IN STATES/UTs

AS ON 01.01.2023

Sl. No.	STATES/UTs	DGP/ SPL DG/ ADGP	IGP	DIG	AIGP/SSP / SP / COM-MANDANT	ADDL. SP/ DY. COM-MANDANT	ASP/DY.SP/ ASST. COM-MANDANT	INSPECTOR /RI
(1)	(2)	(3)	(4)	(5)	(6)	(7)	(8)	(9)
1	Andhra Pradesh	-	-	-	-	-	-	-
2	Arunachal Pradesh	-	-	-	-	-	-	-
3	Assam	-	-	-	-	-	-	-
4	Bihar	-	-	-	-	-	-	-
5	Chhattisgarh	-	-	-	-	-	-	-
6	Goa	-	-	-	-	-	-	-
7	Gujarat	-	-	-	-	-	-	-
8	Haryana	-	-	-	-	-	-	-
9	Himachal Pradesh	-	-	-	-	-	-	-
10	Jharkhand	-	-	-	-	-	-	-
11	Karnataka	-	-	-	-	-	-	-
12	Kerala	-	-	-	-	-	-	-
13	Madhya Pradesh	-	-	-	-	-	-	-
14	Maharashtra	-	-	-	-	-	-	-
15	Manipur	-	-	-	-	-	-	-
16	Meghalaya	-	-	-	-	-	-	-
17	Mizoram	-	-	-	-	-	-	-
18	Nagaland	-	-	-	-	-	-	-
19	Odisha	-	-	-	-	-	-	-
20	Punjab	-	-	-	-	-	-	-
21	Rajasthan	-	-	-	-	-	-	-
22	Sikkim	-	-	-	-	-	-	-
23	Tamil Nadu	-	-	-	-	-	-	-
24	Telangana	-	-	-	-	-	-	-
25	Tripura	-	-	-	-	-	-	-
26	Uttar Pradesh	-	-	-	-	-	-	-
27	Uttarakhand	-	-	-	-	-	-	-
28	West Bengal	-	-	-	-	-	-	-
29	A & N Islands	-	-	-	-	-	-	-
30	Chandigarh	-	-	-	-	-	-	-
31	Dadra and Nagar Haveli and Daman and Diu	-	-	-	-	-	-	-
32	Delhi	-	-	-	-	-	-	-
33	Jammu and Kashmir	-	-	-	-	-	-	-
34	Ladakh	-	-	-	-	-	-	-
35	Lakshadweep	-	-	-	-	-	-	-
36	Puducherry	-	-	-	-	-	-	-
	All India	-	-	-	-	-	-	-

(NA) denotes "Not Available", (NP) denotes "Not Provided" & (-) denotes "Zero"



TABLE 3.2.1 (E) - (CONTINUED ...)

Sl. No.	STATES/UTs	S.I./RSI	A.S.I. /ARSI	HEAD CON-STABLE	CONSTABLE	OTHERS IF ANY	TOTAL
(1)	(2)	(10)	(11)	(12)	(13)	(14)	(15)
1	Andhra Pradesh	-	-	-	-	-	-
2	Arunachal Pradesh	-	-	-	-	-	-
3	Assam	-	-	-	-	-	-
4	Bihar	-	-	-	-	-	-
5	Chhattisgarh	-	-	-	-	-	-
6	Goa	-	-	-	-	-	-
7	Gujarat	-	-	-	-	-	-
8	Haryana	-	-	-	-	-	-
9	Himachal Pradesh	-	-	-	-	-	-
10	Jharkhand	-	-	-	-	-	-
11	Karnataka	-	-	-	-	-	-
12	Kerala	-	-	-	-	-	-
13	Madhya Pradesh	-	-	-	-	-	-
14	Maharashtra	-	-	-	-	-	-
15	Manipur	-	-	-	-	-	-
16	Meghalaya	-	-	-	-	-	-
17	Mizoram	-	-	-	-	-	-
18	Nagaland	-	-	-	-	-	-
19	Odisha	-	-	-	-	-	-
20	Punjab	-	-	-	-	-	-
21	Rajasthan	-	-	-	-	-	-
22	Sikkim	-	-	-	-	-	-
23	Tamil Nadu	-	-	-	-	-	-
24	Telangana	-	-	-	-	-	-
25	Tripura	-	-	-	-	-	-
26	Uttar Pradesh	-	-	-	-	-	-
27	Uttarakhand	-	-	-	-	-	-
28	West Bengal	-	-	-	-	-	-
29	A & N Islands	-	-	-	-	-	-
30	Chandigarh	-	-	-	-	-	-
31	Dadra and Nagar Haveli and Daman and Diu	-	-	-	-	-	-
32	Delhi	-	-	-	-	-	-
33	Jammu and Kashmir	-	-	-	-	-	-
34	Ladakh	-	-	-	-	-	-
35	Lakshadweep	-	-	-	-	-	-
36	Puducherry	-	-	-	-	-	-
	All India	-	-	-	-	-	-

(NA) denotes "Not Available"

(NP) denotes "Not Provided"

(-) denotes "Zero"



TABLE 3.2.2 -- SANCTIONED (S) / ACTUAL (A) STRENGTH IN VARIOUS RANKS IN TRAFFIC POLICE IN STATES/UTs

AS ON 01.01.2023

Sl. No.	STATES/UTs	DGP/ SPL. DGP		ADDL. DGP		IGP		DIG		AIGP/SSP/ SP/ COMMAN-DANT		ADDL. SP/ DY. COMMAN-DANT		ASP/DY.SP/ ASST. COM-MANDANT	
		S	A	S	A	S	A	S	A	S	A	S	A	S	A
(1)	(2)	(3)	(4)	(5)	(6)	(7)	(8)	(9)	(10)	(11)	(12)	(13)	(14)	(15)	(16)
1	Andhra Pradesh	-	-	-	-	-	-	-	-	1	1	2	2	24	20
2	Arunachal Pradesh	-	-	-	-	-	-	-	-	-	-	-	-	-	1
3	Assam	-	-	-	-	-	-	-	-	1	1	2	1	3	1
4	Bihar	-	-	-	-	-	-	-	-	1	1	1	1	14	8
5	Chhattisgarh	-	-	-	1	-	-	-	-	-	1	3	3	9	17
6	Goa	-	-	-	-	-	-	-	-	1	1	-	-	2	2
7	Gujarat	-	-	-	-	2	1	3	3	8	8	-	-	18	14
8	Haryana	-	-	-	-	-	-	-	-	1	1	2	-	23	4
9	Himachal Pradesh	-	-	-	-	-	-	-	-	1	1	1	1	1	1
10	Jharkhand	-	-	-	-	-	-	-	-	-	-	-	-	4	1
11	Karnataka	-	-	-	1	1	-	-	1	3	4	5	5	15	15
12	Kerala	-	-	-	-	1	1	-	-	2	2	-	-	6	6
13	Madhya Pradesh	-	-	1	1	-	-	1	-	-	-	4	9	28	29
14	Maharashtra	-	-	1	1	1	-	1	-	10	6	2	-	28	19
15	Manipur	-	-	-	-	-	-	-	-	1	1	2	3	1	2
16	Meghalaya	-	-	-	-	-	-	-	-	-	-	-	-	2	2
17	Mizoram	-	-	-	-	-	-	-	-	1	1	1	1	1	1
18	Nagaland	-	-	-	-	-	-	-	-	1	1	2	2	1	1
19	Odisha	-	-	-	-	-	-	-	-	1	1	-	-	1	3
20	Punjab	-	-	1	1	-	-	1	-	1	2	-	2	5	11
21	Rajasthan	-	-	-	-	-	-	-	-	2	2	4	4	23	21
22	Sikkim	-	-	-	-	-	-	-	-	-	-	1	1	1	2
23	Tamil Nadu	-	-	-	-	1	1	2	1	6	4	2	2	30	27
24	Telangana	-	-	1	1	-	-	1	-	4	3	5	2	16	12
25	Tripura	-	-	-	-	-	-	-	-	1	1	1	-	2	5
26	Uttar Pradesh	-	-	1	1	1	1	-	-	1	2	11	16	-	-
27	Uttarakhand	-	-	-	-	-	-	1	1	-	4	-	4	-	-
28	West Bengal	-	-	1	1	4	3	3	3	8	7	7	3	61	67
29	A & N Islands	-	-	-	-	-	-	-	-	-	-	-	-	1	1
30	Chandigarh	-	-	-	-	-	-	-	-	-	1	-	-	-	4
31	Dadra and Nagar Haveli and Daman and Diu	-	-	-	-	-	-	-	-	-	1	-	-	-	-
32	Delhi	-	-	1	2	1	-	4	4	3	8	2	-	20	35
33	Jammu and Kashmir	-	-	-	-	1	1	2	2	-	5	6	2	21	19
34	Ladakh	-	-	-	-	-	-	-	-	-	1	-	-	-	1
35	Lakshadweep	-	-	-	-	-	-	-	-	-	-	-	-	-	-
36	Puducherry	-	-	-	-	-	-	-	-	1	1	-	-	-	-
All India		-	-	7	10	13	8	19	15	60	73	66	64	361	352

(NA) denotes "Not Available"

(NP) denotes "Not Provided"

(-) denotes "Zero"



TABLE 3.2.2 -- (CONTINUED ...)

Sl. No.	STATES/UTs	INSPECTOR /RI		S.I./RSI		A.S.I./ARSI		HEAD CONSTABLE		CONSTABLE		OTHERS IF ANY		TOTAL	
		S	A	S	A	S	A	S	A	S	A	S	A	S	A
(1)	(2)	(17)	(18)	(19)	(20)	(21)	(22)	(23)	(24)	(25)	(26)	(27)	(28)	(29)	(30)
1	Andhra Pradesh	43	37	118	105	185	179	463	475	1,834	1,232	-	-	2,670	2,051
2	Arunachal Pradesh	3	9	8	12	2	21	-	79	78	261	-	-	91	383
3	Assam	7	7	21	52	10	86	82	138	950	802	44	82	1,120	1,170
4	Bihar	25	6	156	101	116	112	558	174	1,794	1,208	428	586	3,093	2,197
5	Chhattisgarh	31	35	85	18	62	114	244	276	1,005	980	26	111	1,465	1,556
6	Goa	11	11	32	32	44	44	139	139	512	216	-	-	741	445
7	Gujarat	69	53	325	111	1,076	575	1,669	1,075	5,061	2,385	-	-	8,231	4,225
8	Haryana	37	46	72	38	212	108	442	87	2,229	1,251	-	984	3,018	2,519
9	Himachal Pradesh	2	2	6	5	11	12	12	9	53	47	-	-	87	78
10	Jharkhand	22	16	21	28	213	207	81	106	439	475	86	86	866	919
11	Karnataka	76	76	455	264	777	724	2,404	2,458	5,146	4,512	-	-	8,882	8,060
12	Kerala	5	4	129	95	26	39	489	442	1,545	1,418	138	70	2,341	2,077
13	Madhya Pradesh	173	45	445	128	734	470	1,284	794	3,435	1,246	2	207	6,107	2,929
14	Maharashtra	527	296	539	180	796	529	5,218	4,519	7,063	4,025	104	53	14,290	9,628
15	Manipur	1	3	7	19	15	65	10	87	81	390	-	-	118	570
16	Meghalaya	14	14	47	53	-	-	66	63	400	306	8	8	537	446
17	Mizoram	4	4	11	9	4	3	20	19	221	109	4	4	267	151
18	Nagaland	-	-	4	10	10	14	17	14	128	316	-	-	163	358
19	Odisha	7	12	179	19	30	34	205	104	1,493	901	-	262	1,916	1,336
20	Punjab	12	24	23	26	48	280	273	205	1,750	830	8	128	2,122	1,509
21	Rajasthan	28	32	149	51	134	258	1,046	1,032	5,336	2,615	-	-	6,722	4,015
22	Sikkim	2	1	3	7	2	16	11	20	64	58	4	5	88	110
23	Tamil Nadu	214	218	665	433	-	-	1,038	3,338	5,839	2,175	452	372	8,249	6,571
24	Telangana	81	80	218	169	264	218	619	565	3,218	2,007	-	-	4,427	3,057
25	Tripura	13	6	24	7	32	7	49	8	199	197	22	3	343	234
26	Uttar Pradesh	52	110	2,430	1,324	-	-	501	2,644	3,056	2,739	10,000	7,180	16,053	14,017
27	Uttarakhand	21	18	114	14	-	35	63	50	679	280	-	-	878	406
28	West Bengal	215	186	1,441	1,050	1,381	1,205	-	-	8,682	3,452	194	143	11,997	6,120
29	A & N Islands	6	4	12	3	11	2	45	15	134	107	-	-	209	132
30	Chandigarh	2	13	7	18	-	89	32	25	127	223	-	-	168	373
31	Dadra and Nagar Haveli and Daman and Diu	2	2	4	-	4	-	7	6	42	33	-	-	59	42
32	Delhi	58	81	469	571	340	1,317	1,351	1,972	3,568	1,319	14	11	5,831	5,320
33	Jammu and Kashmir	54	48	248	72	189	155	291	238	817	692	35	31	1,664	1,265
34	Ladakh	-	2	-	6	-	20	-	13	-	14	-	-	-	57
35	Lakshadweep	-	-	-	-	-	-	-	-	-	-	-	-	-	-
36	Puducherry	3	6	9	12	1	-	13	27	156	120	-	-	183	166
All India		1,820	1,507	8,476	5,042	6,729	6,938	18,742	21,216	67,134	38,941	11,569	10,326	1,14,996	84,492

(NA) denotes "Not Available"

(NP) denotes "Not Provided"

(-) denotes "Zero"



TABLE 3.2.3 -- ACTUAL STRENGTH OF WOMEN POLICE IN VARIOUS RANKS IN TRAFFIC POLICE IN STATES/UTs

AS ON 01.01.2023

Sl. No.	STATES/UTs	DGP/ SPL DG/ ADGP	IGP	DIG	AIGP/SSP/ SP/ COM-MANDANT	ADDL. SP/ DY. COMMAN-DANT	ASP/DY.SP/ ASST. COM-MANDANT	INSPECTOR /RI
(1)	(2)	(3)	(4)	(5)	(6)	(7)	(8)	(9)
1	Andhra Pradesh	-	-	-	-	-	-	1
2	Arunachal Pradesh	-	-	-	-	-	-	-
3	Assam	-	-	-	-	1	-	-
4	Bihar	-	-	-	-	-	-	-
5	Chhattisgarh	-	-	-	-	-	-	-
6	Goa	-	-	-	-	-	-	-
7	Gujarat	-	-	-	6	-	1	9
8	Haryana	-	-	-	-	-	-	-
9	Himachal Pradesh	-	-	-	-	-	-	1
10	Jharkhand	-	-	-	-	-	1	-
11	Karnataka	-	-	-	3	2	1	9
12	Kerala	-	-	-	-	-	-	-
13	Madhya Pradesh	-	-	-	-	1	-	9
14	Maharashtra	-	-	-	2	-	3	17
15	Manipur	-	-	-	-	-	-	-
16	Meghalaya	-	-	-	-	-	-	-
17	Mizoram	-	-	-	-	-	-	1
18	Nagaland	-	-	-	-	-	-	-
19	Odisha	-	-	-	-	1	-	2
20	Punjab	-	-	-	-	-	2	11
21	Rajasthan	-	-	-	-	-	2	4
22	Sikkim	-	-	-	-	-	-	-
23	Tamil Nadu	-	-	-	1	1	-	19
24	Telangana	-	-	-	-	-	1	3
25	Tripura	-	-	-	-	-	-	-
26	Uttar Pradesh	-	-	-	-	-	-	1
27	Uttarakhand	-	-	-	-	-	-	-
28	West Bengal	-	1	-	1	1	-	2
29	A & N Islands	-	-	-	-	-	-	1
30	Chandigarh	-	-	-	1	-	2	1
31	Dadra and Nagar Haveli and Daman and Diu	-	-	-	-	-	-	-
32	Delhi	-	-	1	-	-	-	5
33	Jammu and Kashmir	-	-	-	-	-	-	3
34	Ladakh	-	-	-	-	-	-	-
35	Lakshadweep	-	-	-	-	-	-	-
36	Puducherry	-	-	-	-	-	-	-
	All India	-	1	1	14	7	13	99

(NA) denotes "Not Available", (NP) denotes "Not Provided" & (-) denotes "Zero"



TABLE 3.2.3 -- (CONTINUED ...)

Sl. No.	STATES/UTs	S.I./RSI	A.S.I./ ARSI	HEAD CONSTABLE	CONSTABLE	OTHERS IF ANY	TOTAL
(1)	(2)	(10)	(11)	(12)	(13)	(14)	(15)
1	Andhra Pradesh	4	10	3	142	-	160
2	Arunachal Pradesh	-	-	-	-	-	-
3	Assam	-	-	-	53	-	54
4	Bihar	4	2	2	322	31	361
5	Chhattisgarh	1	-	4	66	7	78
6	Goa	5	8	9	22	-	44
7	Gujarat	15	27	113	401	-	572
8	Haryana	-	-	11	29	2	42
9	Himachal Pradesh	-	3	2	12	-	18
10	Jharkhand	1	1	3	3	42	51
11	Karnataka	71	40	186	654	-	966
12	Kerala	2	-	9	50	-	61
13	Madhya Pradesh	32	5	23	105	18	193
14	Maharashtra	8	11	400	990	-	1,431
15	Manipur	1	3	4	100	-	108
16	Meghalaya	-	-	-	6	-	6
17	Mizoram	2	-	-	7	-	10
18	Nagaland	5	2	5	10	-	22
19	Odisha	1	-	5	216	18	243
20	Punjab	-	5	35	110	2	165
21	Rajasthan	8	4	32	314	-	364
22	Sikkim	-	-	1	14	-	15
23	Tamil Nadu	12	-	260	456	-	749
24	Telangana	8	15	35	124	-	186
25	Tripura	2	-	-	15	-	17
26	Uttar Pradesh	-	-	5	91	-	97
27	Uttarakhand	-	-	-	-	-	-
28	West Bengal	2	4	-	413	-	424
29	A & N Islands	1	-	-	23	-	25
30	Chandigarh	-	1	2	49	-	56
31	Dadra and Nagar Haveli and Daman and Diu	-	-	-	4	-	4
32	Delhi	16	29	41	66	-	158
33	Jammu and Kashmir	2	1	-	-	-	6
34	Ladakh	-	-	-	-	-	-
35	Lakshadweep	-	-	-	-	-	-
36	Puducherry	-	-	2	6	-	8
	All India	203	171	1,192	4,873	120	6,694

(NA) denotes "Not Available"

(NP) denotes "Not Provided"

(-) denotes "Zero"



TABLE 3.2.4 -- SANCTIONED (S) & ACTUAL (A) STRENGTH OF SPECIAL BRANCH DEALING WITH INTELLIGENCE IN STATES/UTs

AS ON 01.01.2023

Sl. No.	STATES/UTs	DGP/ SPL.DGP		ADDL. DGP		IGP		DIG		AIGP/SSP/ SP/ COM-MANDANT		ADDL. SP/ Dy. COM-MANDANT		ASP/DY.SP/ ASST. COM-MANDANT	
		S	A	S	A	S	A	S	A	S	A	S	A	S	A
(1)	(2)	(3)	(4)	(5)	(6)	(7)	(8)	(9)	(10)	(11)	(12)	(13)	(14)	(15)	(16)
1	Andhra Pradesh	1	1	-	-	2	2	1	1	9	3	20	18	64	42
2	Arunachal Pradesh	-	-	-	-	-	1	1	-	1	1	1	1	1	1
3	Assam	-	-	1	1	2	1	2	1	11	10	3	3	26	9
4	Bihar	-	-	1	1	2	1	2	2	4	4	12	-	74	50
5	Chhattisgarh	-	-	1	-	1	1	2	-	4	4	4	5	11	10
6	Goa	-	-	-	-	-	-	-	-	1	1	-	-	2	2
7	Gujarat	-	-	1	1	2	2	1	1	12	11	-	-	24	22
8	Haryana	1	-	1	1	2	2	3	3	8	5	-	-	24	24
9	Himachal Pradesh	-	-	-	-	1	-	1	1	1	1	3	-	-	3
10	Jharkhand	-	-	1	-	1	1	3	-	6	1	12	-	38	22
11	Karnataka	-	-	1	1	1	1	1	-	15	9	-	-	45	37
12	Kerala	-	-	1	1	2	2	1	-	9	9	1	1	35	33
13	Madhya Pradesh	-	-	1	-	3	3	1	1	1	2	16	14	41	27
14	Maharashtra	-	-	1	1	2	1	2	1	17	12	-	-	34	10
15	Manipur	-	-	1	1	1	-	1	1	1	1	4	1	3	2
16	Meghalaya	-	-	1	-	1	-	2	1	4	4	-	-	7	6
17	Mizoram	-	-	-	-	-	-	1	1	1	1	1	1	3	3
18	Nagaland	-	-	-	-	1	1	-	1	2	2	3	3	12	11
19	Odisha	-	-	1	1	1	-	1	2	6	2	15	9	57	46
20	Punjab	1	-	2	2	2	3	2	1	19	23	-	-	58	45
21	Rajasthan	-	-	1	1	2	1	3	2	8	2	27	24	20	20
22	Sikkim	-	1	1	-	-	-	1	1	2	-	2	6	5	3
23	Tamil Nadu	-	-	1	1	2	2	1	-	7	7	10	10	64	54
24	Telangana	-	-	1	1	-	2	4	2	20	20	16	17	36	37
25	Tripura	-	-	-	-	-	-	-	-	1	1	3	3	8	7
26	Uttar Pradesh	-	1	1	1	3	-	1	1	10	10	11	9	66	30
27	Uttarakhand	-	-	1	1	-	1	2	1	-	1	4	5	15	8
28	West Bengal	-	-	1	1	4	2	4	3	8	8	-	2	56	38
29	A & N Islands	-	-	-	-	-	-	-	-	-	-	-	-	1	-
30	Chandigarh	-	-	-	-	-	-	-	-	1	1	-	-	1	1
31	Dadra and Nagar Haveli and Daman and Diu	-	-	-	-	-	-	-	-	-	-	-	-	-	-
32	Delhi	-	-	1	1	-	1	1	-	1	3	1	-	9	12
33	Jammu and Kashmir	-	1	1	-	1	-	2	1	11	7	-	-	52	20
34	Ladakh	-	-	-	-	-	-	-	-	-	1	-	-	-	-
35	Lakshadweep	-	-	-	-	-	-	-	-	-	-	-	-	-	-
36	Puducherry	-	-	-	-	-	-	-	-	1	1	-	-	-	-
All India		3	4	24	18	39	31	47	29	202	168	169	132	892	635

(NA) denotes "Not Available", (NP) denotes "Not Provided" & (-) denotes "Zero"



TABLE 3.2.4 -- (CONTINUED ...)

Sl. No.	STATES/UTs	INSPECTOR /RI		S.I./RSI		A.S.I./ARSI		HEAD CONSTABLE		CONSTABLE		OTHERS IF ANY		Total	
		S	A	S	A	S	A	S	A	S	A	S	A	S	A
(1)	(2)	(17)	(18)	(19)	(20)	(21)	(22)	(23)	(24)	(25)	(26)	(27)	(28)	(29)	(30)
1	Andhra Pradesh	143	127	373	263	-	-	638	505	981	838	-	-	2,232	1,800
2	Arunachal Pradesh	1	8	19	17	11	7	22	132	115	102	-	3	172	273
3	Assam	102	93	441	297	375	245	342	337	648	635	43	39	1,996	1,671
4	Bihar	181	88	767	148	392	258	60	51	506	425	350	14	2,351	1,042
5	Chhattisgarh	47	53	79	42	36	36	62	35	131	41	-	-	378	227
6	Goa	4	4	17	5	8	8	34	34	47	47	-	-	113	101
7	Gujarat	95	84	321	162	484	460	-	-	-	-	-	-	940	743
8	Haryana	77	53	130	125	310	307	809	375	804	210	-	-	2,169	1,105
9	Himachal Pradesh	7	9	29	26	28	20	24	43	84	114	-	-	178	217
10	Jharkhand	214	127	657	492	225	235	56	33	1,112	657	196	185	2,521	1,753
11	Karnataka	76	65	228	131	135	127	493	454	334	158	5	-	1,334	983
12	Kerala	24	24	110	97	200	179	466	408	90	88	255	231	1,194	1,073
13	Madhya Pradesh	200	132	410	314	201	211	657	344	704	597	363	600	2,598	2,245
14	Maharashtra	495	295	464	122	54	50	550	236	897	211	249	140	2,765	1,079
15	Manipur	25	24	99	80	101	44	45	32	193	197	-	-	474	383
16	Meghalaya	39	36	122	100	-	-	36	36	379	343	4	4	595	530
17	Mizoram	13	12	37	22	27	14	28	28	80	54	20	20	211	156
18	Nagaland	24	25	69	56	86	86	221	209	349	346	104	102	871	842
19	Odisha	164	64	191	82	389	245	89	71	644	203	-	-	1,558	725
20	Punjab	201	157	462	300	538	309	868	693	2,549	2,028	249	141	4,951	3,702
21	Rajasthan	129	114	379	289	362	307	298	238	706	578	-	-	1,935	1,576
22	Sikkim	6	5	25	18	21	44	56	67	121	126	20	17	260	288
23	Tamil Nadu	144	136	344	279	-	-	358	359	446	430	314	288	1,691	1,566
24	Telangana	151	127	392	317	31	31	1,070	782	1,597	965	-	-	3,318	2,301
25	Tripura	21	8	63	41	61	15	3	6	240	153	-	7	400	241
26	Uttar Pradesh	382	360	1,278	635	-	-	1,398	2,179	2,708	742	843	347	6,701	4,315
27	Uttarakhand	68	67	267	190	81	52	239	248	472	289	-	-	1,149	863
28	West Bengal	185	122	688	469	666	632	-	-	2,261	1,586	44	38	3,917	2,901
29	A & N Islands	1	1	8	3	5	2	27	7	9	28	-	-	51	41
30	Chandigarh	10	2	26	9	33	35	56	17	72	57	-	-	199	122
31	Dadra and Nagar Haveli and Daman and Diu	-	-	-	-	-	-	-	-	-	-	-	-	-	-
32	Delhi	37	79	186	295	216	451	256	275	134	75	3	6	845	1,198
33	Jammu and Kashmir	80	97	284	134	290	274	522	330	694	592	30	25	1,967	1,481
34	Ladakh	-	4	-	4	-	12	-	2	-	7	-	-	-	30
35	Lakshadweep	1	-	2	-	-	1	5	5	11	8	-	-	19	14
36	Puducherry	7	4	14	5	1	1	28	28	11	15	1	-	63	54
All India		3,354	2,606	8,981	5,569	5,367	4,698	9,816	8,599	20,129	12,945	3,093	2,207	52,116	37,641

(NA) denotes "Not Available"

(NP) denotes "Not Provided"

(-) denotes "Zero"



TABLE 3.2.5 -- ACTUAL STRENGTH OF WOMEN POLICE IN SPECIAL BRANCH DEALING WITH INTELLIGENCE IN STATES/UTs

AS ON 01.01.2023

Sl. No.	STATES/UTs	DGP/ SPL DG/ ADGP	IGP	DIG	AIGP/ SSP/ SP/ COM-MAN-DANT	ADDL. SP/ Dy. COM-MAN-DANT	ASP/ DY.SP/ ASST. COM-MAN-DANT	IN-SPEC-TOR / RI	S.I./ RSI	A.S.I./ ARSI	HEAD CON-STA-BLE	CON-STA-BLE	OTH-ERS IF ANY	TO-TAL
(1)	(2)	(3)	(4)	(5)	(6)	(7)	(8)	(9)	(10)	(11)	(12)	(13)	(14)	(15)
1	Andhra Pradesh	-	-	-	1	1	-	6	1	1	-	14	-	24
2	Arunachal Pradesh	-	-	-	-	-	1	-	1	-	6	23	2	33
3	Assam	-	-	1	-	-	3	15	63	16	11	100	-	209
4	Bihar	-	-	1	-	-	-	3	9	14	2	34	6	69
5	Chhattisgarh	-	-	-	-	-	2	5	1	-	5	3	-	16
6	Goa	-	-	-	-	-	-	-	-	7	3	14	-	24
7	Gujarat	-	-	-	2	-	1	13	55	50	-	-	-	121
8	Haryana	-	-	-	-	-	1	1	7	23	13	22	-	67
9	Himachal Pradesh	-	-	-	-	-	-	-	-	-	2	12	-	14
10	Jharkhand	-	-	-	2	-	-	12	54	11	1	68	17	165
11	Karnataka	-	-	-	1	-	3	2	36	5	49	19	-	115
12	Kerala	-	-	-	-	-	-	-	-	-	-	-	-	-
13	Madhya Pradesh	-	-	-	-	3	3	27	65	17	46	107	132	400
14	Maharashtra	-	-	-	6	-	4	22	79	52	26	143	-	332
15	Manipur	-	-	-	-	1	-	1	-	-	3	25	-	30
16	Meghalaya	-	-	-	-	-	-	3	12	-	2	68	-	85
17	Mizoram	-	-	-	-	-	-	2	7	1	4	14	-	28
18	Nagaland	-	-	1	2	-	3	9	9	20	18	101	31	194
19	Odisha	-	-	-	-	1	3	15	2	7	-	6	-	34
20	Punjab	-	-	-	3	-	2	7	26	11	26	205	78	358
21	Rajasthan	-	1	-	-	3	1	23	70	12	17	64	-	191
22	Sikkim	-	-	-	-	-	2	2	1	-	8	26	-	39
23	Tamil Nadu	-	-	-	1	1	2	41	13	-	20	7	18	103
24	Telangana	-	-	-	-	3	1	1	6	3	6	36	-	56
25	Tripura	-	-	-	-	-	-	-	1	1	-	19	1	22
26	Uttar Pradesh	-	-	-	-	5	8	104	62	-	224	392	37	832
27	Uttarakhand	-	-	1	1	1	3	11	29	-	36	48	-	130
28	West Bengal	-	1	-	1	2	5	5	27	23	-	61	-	125
29	A & N Islands	-	-	-	-	-	-	-	-	-	1	5	-	6
30	Chandigarh	-	-	-	-	-	-	1	-	4	9	24	-	38
31	Dadra and Nagar Haveli and Daman and Diu	-	-	-	-	-	-	-	-	-	-	-	-	-
32	Delhi	1	-	-	2	-	2	12	38	20	52	19	-	146
33	Jammu and Kashmir	-	-	-	-	-	2	2	4	2	8	9	-	27
34	Ladakh	-	-	-	-	-	-	-	-	1	1	-	-	2
35	Lakshadweep	-	-	-	-	-	-	-	-	-	-	-	-	-
36	Puducherry	-	-	-	-	-	-	-	-	-	2	1	-	3
	All India	1	2	4	22	21	52	345	678	301	601	1,689	322	4,038

(NA) denotes "Not Available", (NP) denotes "Not Provided" & (-) denotes "Zero"



TABLE 3.2.6-- SANCTIONED (S) & ACTUAL (A) STRENGTH OF CRIME INVESTIGATION DEPARTMENT [CID/CRIME BRANCH (CB)] IN STATES/UTs

AS ON 01.01.2023

Sl. No.	STATES/UTs	DGP/ SPL.DGP		ADDL. DGP		IGP		DIG		AIGP/SSP/ SP/ COMMAN-DANT		ADDL. SP/ Dy. COMMAN-DANT		ASP/DY.SP/ ASST. COM-MANDANT	
		S	A	S	A	S	A	S	A	S	A	S	A	S	A
(1)	(2)	(3)	(4)	(5)	(6)	(7)	(8)	(9)	(10)	(11)	(12)	(13)	(14)	(15)	(16)
1	Andhra Pradesh	-	-	1	1	2	-	3	1	6	5	8	7	48	38
2	Arunachal Pradesh	-	-	-	-	-	-	-	1	1	1	-	-	2	1
3	Assam	-	-	1	1	1	1	2	1	14	12	4	2	13	7
4	Bihar	-	-	1	3	3	1	2	2	5	1	5	3	91	63
5	Chhattisgarh	-	-	1	-	1	2	1	-	6	2	3	2	11	8
6	Goa	-	-	-	-	-	-	1	1	1	1	-	-	1	1
7	Gujarat	-	-	1	1	1	1	6	5	8	8	-	-	30	25
8	Haryana	1	1	1	1	1	1	1	1	3	2	-	1	8	8
9	Himachal Pradesh	-	-	1	1	1	-	3	1	2	4	5	4	3	3
10	Jharkhand	-	-	1	1	2	1	1	1	4	1	-	-	12	12
11	Karnataka	1	1	2	1	-	-	3	2	10	10	-	-	62	55
12	Kerala	-	-	1	1	3	-	-	-	16	16	-	-	42	40
13	Madhya Pradesh	1	1	2	1	2	1	1	1	1	10	15	1	50	18
14	Maharashtra	-	-	1	1	5	3	3	3	19	16	15	10	32	19
15	Manipur	-	-	-	-	-	-	1	-	2	2	2	1	9	2
16	Meghalaya	-	-	1	-	1	1	1	-	3	2	-	-	4	3
17	Mizoram	-	-	-	-	-	-	-	-	1	1	1	1	1	1
18	Nagaland	-	-	-	-	1	1	1	1	1	1	-	-	2	1
19	Odisha	-	-	1	1	3	2	1	-	3	2	6	4	37	33
20	Punjab	-	-	3	1	1	1	1	-	37	8	-	-	118	7
21	Rajasthan	-	-	3	3	5	4	7	6	10	3	28	37	14	18
22	Sikkim	-	-	-	-	-	1	-	-	1	-	-	1	1	1
23	Tamil Nadu	-	-	3	3	4	5	1	1	11	14	6	4	66	72
24	Telangana	-	-	1	-	3	-	1	2	8	9	7	10	37	38
25	Tripura	-	-	-	-	-	1	1	-	1	4	2	2	5	3
26	Uttar Pradesh	1	1	-	-	1	1	1	1	2	4	10	10	35	9
27	Uttarakhand	-	-	1	-	-	1	1	-	-	1	2	2	4	3
28	West Bengal	-	-	1	1	2	1	5	2	12	9	1	-	35	30
29	A & N Islands	-	-	-	-	-	-	-	-	-	1	-	-	-	1
30	Chandigarh	-	-	-	-	-	-	-	-	-	-	-	-	-	1
31	Dadra and Nagar Haveli and Daman and Diu	-	-	-	-	-	-	-	-	-	-	-	-	-	-
32	Delhi	-	-	1	1	3	1	1	1	4	4	2	-	23	36
33	Jammu and Kashmir	-	1	-	-	1	1	1	2	7	15	-	-	21	33
34	Ladakh	-	-	-	-	-	-	-	-	-	-	-	-	-	-
35	Lakshadweep	-	-	-	-	-	-	-	-	-	-	-	-	-	-
36	Puducherry	-	-	-	-	-	-	-	-	-	-	1	-	-	-
TOTAL		4	5	29	23	47	32	51	36	199	169	123	102	817	590

(NA) denotes "Not Available", (NP) denotes "Not Provided" & (-) denotes "Zero"



TABLE 3.2.6-- (CONTINUED ...)

Sl. No.	STATES/UTs	INSPECTOR /RI		S.I./RSI		A.S.I./ARSI		HEAD CONSTABLE		CONSTABLE		OTHERS IF ANY		TOTAL	
		S	A	S	A	S	A	S	A	S	A	S	A	S	A
(1)	(2)	(17)	(18)	(19)	(20)	(21)	(22)	(23)	(24)	(25)	(26)	(27)	(28)	(29)	(30)
1	Andhra Pradesh	81	68	153	121	-	-	148	139	231	190	-	-	681	570
2	Arunachal Pradesh	2	4	8	2	2	-	-	10	12	13	1	1	28	33
3	Assam	78	67	75	56	57	29	23	10	150	127	13	13	431	326
4	Bihar	127	65	256	152	206	153	63	51	467	392	34	7	1,260	893
5	Chhattisgarh	38	25	65	12	1	2	32	28	64	48	53	35	276	164
6	Goa	3	3	7	2	3	3	15	15	21	21	-	-	52	47
7	Gujarat	96	53	57	47	71	61	75	75	234	91	-	-	579	367
8	Haryana	29	18	56	35	90	104	192	142	280	259	-	-	662	573
9	Himachal Pradesh	15	12	28	26	12	9	36	38	86	78	-	-	192	176
10	Jharkhand	63	46	128	27	74	68	39	23	224	198	31	10	579	388
11	Karnataka	64	60	91	63	55	55	354	330	104	45	-	-	746	622
12	Kerala	65	61	82	64	163	123	194	156	299	208	130	121	995	790
13	Madhya Pradesh	126	49	118	93	47	58	116	69	201	171	750	262	1,430	735
14	Maharashtra	442	360	213	85	82	67	944	900	790	410	-	-	2,546	1,874
15	Manipur	12	9	22	16	11	3	8	8	40	40	-	-	107	81
16	Meghalaya	23	23	38	26	-	-	7	6	53	42	-	-	131	103
17	Mizoram	12	11	19	18	14	9	11	11	27	23	8	8	94	83
18	Nagaland	2	3	2	5	3	1	-	3	4	26	4	7	20	49
19	Odisha	66	53	47	30	94	90	14	11	126	101	-	-	398	327
20	Punjab	189	23	602	3	1,149	15	1,180	37	400	33	195	53	3,875	181
21	Rajasthan	73	50	75	44	137	33	207	169	626	613	-	-	1,185	980
22	Sikkim	6	6	9	2	7	6	6	18	43	27	-	8	73	70
23	Tamil Nadu	174	185	263	199	-	-	834	899	560	538	-	26	1,922	1,946
24	Telangana	128	102	242	112	34	25	145	140	219	135	-	-	825	573
25	Tripura	25	8	57	5	3	12	30	3	16	34	18	6	158	78
26	Uttar Pradesh	200	51	7	29	-	-	49	168	260	28	273	203	839	505
27	Uttarakhand	25	20	5	2	-	2	8	15	48	33	13	17	107	96
28	West Bengal	184	148	660	398	373	343	-	-	1,419	680	151	101	2,843	1,713
29	A & N Islands	1	5	4	11	2	6	10	27	23	85	-	-	40	136
30	Chandigarh	-	3	-	7	-	16	-	9	-	32	-	5	-	73
31	Dadra and Nagar Haveli and Daman and Diu	-	-	-	-	-	-	-	-	-	-	-	-	-	-
32	Delhi	95	116	295	172	311	195	613	584	864	582	40	22	2,252	1,714
33	Jammu and Kashmir	34	54	128	32	57	62	120	122	395	233	20	20	784	575
34	Ladakh	-	-	-	-	-	-	-	-	-	-	-	-	-	-
35	Lakshadweep	-	-	-	-	-	-	-	-	-	-	-	-	-	-
36	Puducherry	3	3	3	3	-	-	3	4	2	8	-	-	12	18
TOTAL		2,481	1,764	3,815	1,899	3,058	1,550	5,476	4,220	8,288	5,544	1,734	925	26,122	16,859

(NA) denotes "Not Available", (NP) denotes "Not Provided" & (-) denotes "Zero"



TABLE 3.2.7-- ACTUAL STRENGTH OF WOMEN POLICE IN CRIME INVESTIGATION DEPARTMENT [CID/CRIME BRANCH (CB)] IN STATES/UTs

AS ON 01.01.2023

Sl. No.	STATES/UTs	DGP/ ADDL. DGP	IGP	DIG	AIGP/ SSP/ SP/ COM-MAN-DANT	ADDL. SP/DY. COM-MAN-DANT	ASP/ DY.SP/ ASST. COM-MAN-DANT	IN-SPEC-TOR/ RI	S.I./ RSI	A.S.I./ ARSI	HEAD CON-STA-BLE	CON-STA-BLE	OTH-ERS IF ANY	TO-TAL
(1)	(2)	(3)	(4)	(5)	(6)	(7)	(8)	(9)	(10)	(11)	(12)	(13)	(14)	(15)
1	Andhra Pradesh	-	-	-	2	1	2	3	15	-	6	27	-	56
2	Arunachal Pradesh	-	-	-	-	-	1	1	-	-	-	5	-	7
3	Assam	-	-	1	2	1	1	5	8	-	-	22	-	40
4	Bihar	1	-	1	-	-	16	2	11	22	6	39	-	98
5	Chhattisgarh	-	-	-	-	1	2	7	5	-	6	22	13	56
6	Goa	-	-	-	-	-	-	-	-	1	1	1	-	3
7	Gujarat	-	-	1	2	-	6	10	15	21	17	22	-	94
8	Haryana	1	1	-	1	-	-	2	6	11	12	15	-	49
9	Himachal Pradesh	-	-	-	-	-	-	-	-	-	2	16	-	18
10	Jharkhand	-	-	-	-	-	2	9	7	3	4	20	1	46
11	Karnataka	-	-	-	4	-	8	1	7	3	55	15	-	93
12	Kerala	-	-	-	-	-	-	-	1	-	27	68	79	175
13	Madhya Pradesh	1	-	-	4	-	7	12	23	2	11	61	31	152
14	Maharashtra	-	-	-	-	1	2	1	37	44	55	26	-	166
15	Manipur	-	-	-	-	-	-	-	-	-	-	-	-	-
16	Meghalaya	-	-	-	-	-	1	4	8	-	1	9	-	23
17	Mizoram	-	-	-	-	-	-	4	4	-	4	2	-	14
18	Nagaland	-	1	-	-	-	-	-	3	-	-	-	-	4
19	Odisha	-	-	-	1	-	12	26	4	7	-	7	-	57
20	Punjab	-	-	-	2	-	1	12	1	2	2	9	23	52
21	Rajasthan	1	-	1	1	11	3	8	9	2	6	105	-	147
22	Sikkim	-	-	-	-	-	1	-	1	-	5	6	-	13
23	Tamil Nadu	-	3	-	5	3	7	145	67	-	153	183	5	571
24	Telangana	-	-	1	3	-	1	5	7	5	6	23	-	51
25	Tripura	-	-	-	2	1	1	2	-	2	-	3	-	11
26	Uttar Pradesh	-	-	-	1	2	1	2	5	-	39	16	18	84
27	Uttarakhand	-	-	-	-	1	1	3	1	-	-	16	3	25
28	West Bengal	-	-	1	1	-	5	22	38	13	-	41	-	121
29	A & N Islands	-	-	-	-	-	-	2	-	4	1	22	-	29
30	Chandigarh	-	-	-	-	-	-	-	-	-	-	7	-	7
31	Dadra and Nagar Haveli and Daman and Diu	-	-	-	-	-	-	-	-	-	-	-	-	-
32	Delhi	-	-	-	-	-	4	2	20	-	20	50	-	96
33	Jammu and Kashmir	-	-	-	-	-	-	1	-	-	1	7	-	9
34	Ladakh	-	-	-	-	-	-	-	-	-	-	-	-	-
35	Lakshadweep	-	-	-	-	-	-	-	-	-	-	-	-	-
36	Puducherry	-	-	-	-	-	-	-	1	-	1	2	-	4
TOTAL		4	5	6	31	22	85	291	304	142	441	867	173	2,371

(NA) denotes "Not Available", (NP) denotes "Not Provided" & (-) denotes "Zero"



TABLE 3.2.8-- SANCTIONED (S) & ACTUAL (A) STRENGTH OF VARIOUS RANKS IN SPECIAL OPERATIONS GROUP UNITS DEALING WITH INSURGENTS/ EXTREMISTS/ TERRORISTS IN STATES/UTs

AS ON 01.01.2023

Sl. No.	STATES/UTs	No. OF UNITS	DGP/ SPL. DGP		ADDL.DGP		IGP		DIG		AIGP/SSP/ SP/ COM-MANDANT		ADDL. SP/ DY. COM-MANDANT		ASP/ DY.SP/ ASST. COMMAN-DANT	
			S	A	S	A	S	A	S	A	S	A	S	A	S	A
(1)	(2)	(3)	(4)	(5)	(6)	(7)	(8)	(9)	(10)	(11)	(12)	(13)	(14)	(15)	(16)	(17)
1	Andhra Pradesh	2	-	-	1	1	1	-	2	2	7	7	7	5	25	21
2	Arunachal Pradesh	-	-	-	-	-	-	-	-	-	-	-	-	-	-	-
3	Assam	1	-	-	-	-	-	-	-	-	1	1	-	1	1	-
4	Bihar	2	-	1	2	1	-	1	2	1	3	1	24	7	55	24
5	Chhattisgarh	1	-	-	-	-	-	-	2	1	5	-	5	1	36	5
6	Goa	1	-	-	-	-	-	-	-	-	-	1	-	-	1	-
7	Gujarat	1	-	-	1	-	1	1	2	2	4	4	-	-	2	2
8	Haryana	1	-	-	-	-	1	1	-	-	-	-	2	2	6	8
9	Himachal Pradesh	-	-	-	-	-	-	-	-	-	-	-	-	-	-	-
10	Jharkhand	2	-	-	-	-	1	-	1	-	3	3	-	1	50	13
11	Karnataka	1	-	-	1	1	1	1	-	-	3	3	6	6	18	18
12	Kerala	1	-	-	-	-	-	-	-	-	1	1	1	1	2	2
13	Madhya Pradesh	11	-	-	-	-	1	1	-	-	1	1	3	1	9	6
14	Maharashtra	-	-	-	1	1	-	-	-	-	9	4	6	5	34	23
15	Manipur	-	-	-	-	-	-	-	-	-	-	-	-	3	8	5
16	Meghalaya	1	-	-	-	-	-	-	-	-	1	1	2	2	7	4
17	Mizoram	-	-	-	-	-	-	-	-	-	-	-	-	-	-	-
18	Nagaland	-	-	-	-	-	-	-	-	-	-	-	-	-	-	-
19	Odisha	3	-	-	-	-	-	-	-	-	6	3	7	7	42	16
20	Punjab	1	-	-	-	1	1	1	-	-	2	3	-	-	4	2
21	Rajasthan	21	-	-	1	1	2	1	2	3	2	1	22	16	8	6
22	Sikkim	-	-	-	-	-	-	-	-	-	-	-	-	-	-	-
23	Tamil Nadu	2	-	-	1	1	-	-	-	-	2	2	7	6	1	-
24	Telangana	-	-	-	-	1	1	-	1	-	4	3	5	4	30	17
25	Tripura	-	-	-	-	-	-	-	-	-	-	-	-	-	-	-
26	Uttar Pradesh	-	-	-	-	2	2	-	2	-	5	3	20	13	40	23
27	Uttarakhand	-	-	-	-	-	-	-	-	-	-	-	-	-	-	-
28	West Bengal	3	-	-	1	-	-	-	4	1	10	2	6	2	41	5
29	A & N Islands	-	-	-	-	-	-	-	-	-	-	-	-	-	-	-
30	Chandigarh	1	-	-	-	-	-	-	-	-	1	1	-	-	2	1
31	Dadra and Nagar Haveli and Daman and Diu	-	-	-	-	-	-	-	-	-	-	-	-	-	-	-
32	Delhi	2	-	2	1	-	3	1	1	-	4	9	2	-	23	51
33	Jammu and Kashmir	-	-	-	-	-	-	-	-	-	-	11	-	-	-	41
34	Ladakh	-	-	-	-	-	-	-	-	-	-	-	-	-	-	-
35	Lakshadweep	-	-	-	-	-	-	-	-	-	-	-	-	-	-	-
36	Puducherry	-	-	-	-	-	-	-	-	-	-	-	-	-	-	-
TOTAL		58	-	3	10	10	15	8	19	10	74	65	125	83	445	293

(NA) denotes "Not Available", (NP) denotes "Not Provided" & (-) denotes "Zero"



TABLE 3.2.8-- (CONTINUED ...)

Sl. No.	STATES/UTs	INSPECTOR /RI		S.I./RSI		A.S.I./ARSI		HEAD CONSTABLE		CONSTABLE		OTHERS IF ANY		TOTAL	
		S	A	S	A	S	A	S	A	S	A	S	A	S	A
(1)	(2)	(18)	(19)	(20)	(21)	(22)	(23)	(24)	(25)	(26)	(27)	(28)	(29)	(31)	(30)
1	Andhra Pradesh	94	85	215	190	-	-	458	377	1,586	845	91	53	2,487	1,586
2	Arunachal Pradesh	-	-	-	-	-	-	-	-	-	-	-	-	0	0
3	Assam	6	5	-	-	-	-	-	-	5	5	4	3	17	15
4	Bihar	30	21	245	119	51	31	356	35	1,738	1,384	-	-	2,506	1,626
5	Chhattisgarh	67	53	98	23	126	104	564	509	1,673	1,497	173	110	2,749	2,303
6	Goa	2	2	14	4	-	4	9	9	50	4	-	-	76	24
7	Gujarat	12	11	18	10	16	10	44	23	114	42	18	13	232	118
8	Haryana	7	7	22	31	42	29	62	43	162	85	3	-	307	206
9	Himachal Pradesh	6	2	9	4	4	3	6	4	19	11	-	-	44	24
10	Jharkhand	59	31	293	107	88	172	684	378	2,485	1,737	1	280	3,665	2,722
11	Karnataka	66	57	66	59	4	4	158	141	515	449	31	7	869	746
12	Kerala	5	5	15	14	-	-	4	156	17	472	4	4	49	655
13	Madhya Pradesh	16	21	44	5	1	14	67	42	88	126	24	-	254	217
14	Maharashtra	237	67	526	525	440	400	1,804	1,700	6,695	5,089	-	-	9,752	7,814
15	Manipur	16	27	82	97	54	109	108	339	1,592	1,704	-	-	1,860	2,284
16	Meghalaya	20	2	39	32	3	3	75	24	660	500	60	48	867	616
17	Mizoram	-	-	-	-	-	-	-	-	-	-	-	-	0	0
18	Nagaland	-	-	-	-	-	-	-	-	-	-	-	-	-	-
19	Odisha	77	33	139	121	3	2	324	301	1,474	1,352	-	-	2,072	1,835
20	Punjab	4	-	11	-	41	21	45	15	188	159	-	-	296	202
21	Rajasthan	57	27	94	18	42	16	54	84	272	277	-	-	556	450
22	Sikkim	-	-	-	-	-	-	-	-	-	-	-	-	-	-
23	Tamil Nadu	15	15	49	34	-	-	89	67	258	266	1	1	423	392
24	Telangana	75	55	182	134	10	10	437	320	1,563	970	-	-	2,308	1,514
25	Tripura	-	-	-	-	-	-	-	-	-	-	-	-	0	0
26	Uttar Pradesh	74	60	197	79	-	-	234	578	1,240	544	433	83	2,247	1,385
27	Uttarakhand	-	-	-	-	-	-	-	-	-	-	-	-	0	0
28	West Bengal	79	14	246	99	452	83	-	-	2,340	1,108	19	18	3,198	1,332
29	A & N Islands	-	-	-	-	-	-	-	-	-	-	-	-	0	0
30	Chandigarh	4	1	15	2	15	21	24	15	77	91	-	-	138	132
31	Dadra and Nagar Haveli and Daman and Diu	-	-	-	-	-	-	-	-	-	-	-	-	0	0
32	Delhi	95	229	295	430	311	351	613	1,188	864	970	40	33	2,252	3,264
33	Jammu and Kashmir	-	20	-	106	-	106	-	483	-	1,508	-	152	-	2,427
34	Ladakh	-	-	-	-	-	-	-	-	-	-	-	-	0	-
35	Lakshadweep	-	-	-	-	-	-	-	-	-	-	-	-	0	0
36	Puducherry	-	-	-	-	-	-	-	-	-	-	-	-	0	0
TOTAL		1,123	850	2,914	2,243	1,703	1,493	6,219	6,831	25,675	21,195	902	805	39,224	33,889

(NA) denotes "Not Available", (NP) denotes "Not Provided" & (-) denotes "Zero"



TABLE 3.2.9 (A)-- ACTUAL STRENGTH OF WOMEN POLICE IN VARIOUS RANKS IN SPECIAL OPERATIONS GROUP UNITS DEALING WITH INSURGENTS/ EXTREMISTS/ TERRORISTS IN STATES/UTs

AS ON 01.01.2023

Sl. No.	STATES/UTs	No. OF UNITS	DGP/ SPL. DGP	ADGP	IGP	DIG	AIGP/ SSP/ SP/ COMMANDANT	ADDL. SP/ DY. COM-MANDANT	ASP/ DY.SP/ ASST. COMMAN-DANT
(1)	(2)	(3)	(4)	(5)	(6)	(7)	(8)	(9)	(10)
1	Andhra Pradesh	2	-	-	-	-	1	-	-
2	Arunachal Pradesh	-	-	-	-	-	-	-	-
3	Assam	1	-	-	-	-	-	-	-
4	Bihar	2	-	-	-	1	-	-	2
5	Chhattisgarh	1	-	-	-	-	-	-	-
6	Goa	1	-	-	-	-	-	-	-
7	Gujarat	1	-	-	-	-	-	-	-
8	Haryana	-	-	-	-	-	-	-	-
9	Himachal Pradesh	-	-	-	-	-	-	-	-
10	Jharkhand	-	-	-	-	-	-	-	-
11	Karnataka	1	-	1	-	-	2	1	-
12	Kerala	-	-	-	-	-	-	-	-
13	Madhya Pradesh	-	-	-	-	-	-	-	1
14	Maharashtra	64	-	-	-	-	-	-	-
15	Manipur	-	-	-	-	-	-	-	-
16	Meghalaya	-	-	-	-	-	-	1	1
17	Mizoram	-	-	-	-	-	-	-	-
18	Nagaland	-	-	-	-	-	-	-	-
19	Odisha	3	-	-	-	-	-	-	-
20	Punjab	-	-	-	-	-	-	-	-
21	Rajasthan	-	-	-	-	-	-	2	-
22	Sikkim	-	-	-	-	-	-	-	-
23	Tamil Nadu	-	-	1	-	-	-	-	-
24	Telangana	-	-	-	-	-	-	-	-
25	Tripura	-	-	-	-	-	-	-	-
26	Uttar Pradesh	3	-	-	-	-	-	-	1
27	Uttarakhand	-	-	-	-	-	-	-	-
28	West Bengal	-	-	-	-	-	-	-	-
29	A & N Islands	-	-	-	-	-	-	-	-
30	Chandigarh	-	-	-	-	-	-	-	-
31	Dadra and Nagar Haveli and Daman and Diu	-	-	-	-	-	-	-	-
32	Delhi	-	-	-	-	-	-	-	2
33	Jammu and Kashmir	-	-	-	-	-	-	-	-
34	Ladakh	-	-	-	-	-	-	-	-
35	Lakshadweep	-	-	-	-	-	-	-	-
36	Puducherry	-	-	-	-	-	-	-	-
TOTAL		79	-	2	-	1	3	4	7

(NA) denotes "Not Available", (NP) denotes "Not Provided" & (-) denotes "Zero"



TABLE 3.2.9 (A)-- (CONTINUED...)

Sl. No.	STATES/UTs	INSPECTOR /RI	S.I./RSI	A.S.I./ ARSI	HEAD CON-STABLE	CONSTA-BLE	OTHERS IF ANY	TOTAL
(1)	(2)	(11)	(12)	(13)	(14)	(15)	(16)	(17)
1	Andhra Pradesh	2	-	-	-	-	-	3
2	Arunachal Pradesh	-	-	-	-	-	-	-
3	Assam	1	-	-	-	4	-	5
4	Bihar	-	2	3	-	16	-	24
5	Chhattisgarh	-	-	1	-	1	-	2
6	Goa	-	-	1	-	-	-	1
7	Gujarat	-	3	3	1	3	-	10
8	Haryana	-	-	-	-	-	-	-
9	Himachal Pradesh	1	-	-	-	-	-	1
10	Jharkhand	-	-	-	-	-	-	-
11	Karnataka	5	-	-	-	-	-	9
12	Kerala	-	-	-	2	26	1	29
13	Madhya Pradesh	3	-	-	-	5	-	9
14	Maharashtra	1	36	10	68	987	279	1,381
15	Manipur	-	1	2	7	9	-	19
16	Meghalaya	-	1	-	-	14	-	17
17	Mizoram	-	-	-	-	-	-	-
18	Nagaland	-	-	-	-	-	-	-
19	Odisha	1	-	-	-	-	-	1
20	Punjab	-	-	-	-	-	-	-
21	Rajasthan	9	3	2	1	5	3	25
22	Sikkim	-	-	-	-	-	-	-
23	Tamil Nadu	1	-	-	-	1	-	3
24	Telangana	3	-	-	8	5	-	16
25	Tripura	-	-	-	-	-	-	-
26	Uttar Pradesh	1	1	-	6	35	-	44
27	Uttarakhand	-	-	-	-	-	-	-
28	West Bengal	-	1	-	-	8	-	9
29	A & N Islands	-	-	-	-	-	-	-
30	Chandigarh	-	-	-	-	14	-	14
31	Dadra and Nagar Haveli and Daman and Diu	-	-	-	-	-	-	-
32	Delhi	8	16	6	31	68	-	131
33	Jammu and Kashmir	-	-	-	-	-	-	-
34	Ladakh	-	-	-	-	-	-	-
35	Lakshadweep	-	-	-	-	-	-	-
36	Puducherry	-	-	-	-	-	-	-
TOTAL		36	64	28	124	1,201	283	1,753

(NA) denotes "Not Available"

(NP) denotes "Not Provided"

(-) denotes "Zero"



TABLE 3.2.9 (B)-- ACTUAL (A) STRENGTH OF ANTI CORRUPTION BUREAU(ACB)/ VIGILANCE DEPARTMENT IN STATES/ UTs

AS ON 01.01.2023

SI. No.	STATES/UTs	DGP/ ADDL. DGP	IGP	DIG	AIGP/SSP/ SP/ COMMAN- DANT	ADDL. SP/DY. COMMAN- DANT	ASP/DY.SP/ ASST. COM- MANDANT	INSPECTOR /RI
(1)	(2)	(3)	(4)	(5)	(6)	(7)	(8)	(9)
1	Andhra Pradesh	2	-	3	5	18	26	96
2	Arunachal Pradesh	-	-	-	1	-	1	9
3	Assam	-	-	1	5	2	2	14
4	Bihar	2	-	2	4	1	28	33
5	Chhattisgarh	-	-	1	1	3	14	28
6	Goa	-	-	-	1	-	1	4
7	Gujarat	-	-	2	-	-	11	67
8	Haryana	2	-	3	4	3	15	38
9	Himachal Pradesh	1	1	1	4	17	-	56
10	Jharkhand	-	1	1	3	-	-	35
11	Karnataka	1	-	-	20	-	40	79
12	Kerala	1	1	-	10	-	34	96
13	Madhya Pradesh	1	-	-	1	-	1	4
14	Maharashtra	3	-	1	7	16	94	169
15	Manipur	-	-	-	1	4	2	9
16	Meghalaya	-	1	-	1	-	-	3
17	Mizoram	-	-	1	1	1	3	4
18	Nagaland	-	-	1	4	2	5	6
19	Odisha	2	1	1	3	14	52	94
20	Punjab	3	1	-	13	-	35	50
21	Rajasthan	3	4	4	7	62	33	108
22	Sikkim	1	-	-	1	-	5	4
23	Tamil Nadu	1	3	1	6	5	40	103
24	Telangana	3	-	-	2	7	15	61
25	Tripura	-	-	-	1	1	-	2
26	Uttar Pradesh	2	-	3	8	9	12	162
27	Uttarakhand	1	-	-	1	1	3	17
28	West Bengal	2	-	1	1	-	8	35
29	A & N Islands	-	-	-	1	-	-	6
30	Chandigarh	-	-	-	-	-	1	1
31	Dadra and Nagar Haveli and Daman and Diu	-	-	-	-	-	1	1
32	Delhi	1	2	-	1	-	11	25
33	Jammu and Kashmir	-	-	1	11	-	20	84
34	Ladakh	-	-	-	-	-	-	-
35	Lakshadweep	-	-	-	-	-	1	-
36	Puducherry	-	-	-	1	-	-	2
TOTAL		32	15	28	130	166	514	1,505

(NA) denotes "Not Available", (NP) denotes "Not Provided"

(-) denotes "Zero"



TABLE 3.2.9 (B)-- (CONTINUED ...)

SI. No.	STATES/Uts	S.I./RSI	A.S.I./ ARSI	HEAD CONSTABLE	CONSTABLE	OTHERS IF ANY	TOTAL
(1)	(2)	(10)	(11)	(12)	(13)	(14)	(15)
1	Andhra Pradesh	48	11	113	257	154	733
2	Arunachal Pradesh	-	-	6	14	3	34
3	Assam	3	1	-	34	-	62
4	Bihar	18	23	6	42	-	159
5	Chhattisgarh	4	4	17	59	1	132
6	Goa	2	-	3	6	-	17
7	Gujarat	-	69	120	51	71	391
8	Haryana	18	49	75	141	-	348
9	Himachal Pradesh	41	9	37	149	-	316
10	Jharkhand	9	48	29	194	-	320
11	Karnataka	2	4	138	182	123	589
12	Kerala	3	76	141	332	119	813
13	Madhya Pradesh	2	3	3	3	4	22
14	Maharashtra	-	68	206	286	-	850
15	Manipur	10	-	-	23	-	49
16	Meghalaya	-	-	-	4	-	9
17	Mizoram	6	4	5	15	11	51
18	Nagaland	11	5	4	10	25	73
19	Odisha	18	83	6	164	42	480
20	Punjab	23	18	49	311	78	581
21	Rajasthan	38	102	172	543	13	1,089
22	Sikkim	2	11	24	16	11	75
23	Tamil Nadu	41	-	127	264	-	591
24	Telangana	8	3	39	84	-	222
25	Tripura	-	-	-	5	-	9
26	Uttar Pradesh	68	-	236	59	135	694
27	Uttarakhand	6	9	18	17	30	103
28	West Bengal	23	21	-	108	-	199
29	A & N Islands	2	1	2	7	-	19
30	Chandigarh	1	7	10	13	-	33
31	Dadra and Nagar Haveli and Daman and Diu	1	-	2	4	-	9
32	Delhi	45	101	77	50	7	320
33	Jammu and Kashmir	5	10	68	121	-	320
34	Ladakh	-	-	-	-	-	-
35	Lakshadweep	-	-	-	2	-	3
36	Puducherry	-	-	5	7	-	15
TOTAL		458	740	1,738	3,577	827	9,730

(NA) denotes "Not Available"

(NP) denotes "Not Provided"

(-) denotes "Zero"



TABLE 3.2.9 (C)-- ACTUAL STRENGTH OF SPECIAL TASK FORCE IN STATES/UTs (DEALING WITH ORGANIZED CRIME)

AS ON 01.01.2023

Sl. No.	STATES/UTs	DGP/ SPL DG/ ADGP	IGP	DIG	AIGP/SSP/SP/ COMMAN- DANT	ADDL. SP/DY. COMMAN- DANT	ASP/DY.SP/ ASST. COM- MANDANT	INSPECTOR /RI
(1)	(2)	(3)	(4)	(5)	(6)	(7)	(8)	(9)
1	Andhra Pradesh	-	-	1	2	11	3	28
2	Arunachal Pradesh	-	-	-	-	-	-	-
3	Assam	-	1	-	-	3	1	6
4	Bihar	1	-	1	1	6	21	12
5	Chhattisgarh	-	-	-	-	-	-	-
6	Goa	NA	NA	NA	NA	NA	NA	NA
7	Gujarat	-	-	-	-	-	-	-
8	Haryana	-	1	-	2	-	8	7
9	Himachal Pradesh	-	-	-	-	-	-	-
10	Jharkhand	-	-	-	-	-	-	-
11	Karnataka	-	-	-	-	-	3	1
12	Kerala	-	-	-	-	-	-	-
13	Madhya Pradesh	1	-	1	-	2	5	25
14	Maharashtra	1	2	1	9	6	11	189
15	Manipur	-	-	-	-	-	-	-
16	Meghalaya	-	-	-	-	1	4	9
17	Mizoram	-	-	-	-	-	-	-
18	Nagaland	-	-	-	-	1	1	1
19	Odisha	-	1	-	2	1	4	8
20	Punjab	2	-	2	3	-	16	4
21	Rajasthan	-	-	-	-	-	-	-
22	Sikkim	-	-	-	-	-	-	-
23	Tamil Nadu	-	1	-	1	1	4	9
24	Telangana	-	-	-	2	1	4	28
25	Tripura	-	-	-	1	-	1	1
26	Uttar Pradesh	1	-	-	1	8	10	30
27	Uttarakhand	1	-	-	1	1	4	9
28	West Bengal	1	2	1	3	1	8	24
29	A & N Islands	-	-	-	-	-	-	-
30	Chandigarh	-	-	-	-	-	-	-
31	Dadra and Nagar Haveli and Daman and Diu	-	-	-	-	-	-	-
32	Delhi	-	-	-	-	-	-	-
33	Jammu and Kashmir	-	-	-	-	-	-	-
34	Ladakh	-	-	-	-	-	-	-
35	Lakshadweep	-	-	-	-	-	-	-
36	Puducherry	-	-	-	-	-	-	1
TOTAL		8	8	7	28	43	108	392

(NA) denotes "Not Available"

(NP) denotes "Not Provided"

(-) denotes "Zero"



TABLE 3.2.9 (C)-- (CONTINUED ...)

SI. No.	STATES/UTs	S.I./RSI	A.S.I./ ARSI	HEAD CONSTABLE	CONSTABLE	OTHERS IF ANY	TOTAL
(1)	(2)	(10)	(11)	(12)	(13)	(14)	(15)
1	Andhra Pradesh	13	4	37	188	3,070	3,357
2	Arunachal Pradesh	-	-	-	-	-	-
3	Assam	2	6	6	28	-	53
4	Bihar	86	16	23	1,220	-	1,387
5	Chhattisgarh	-	-	-	-	-	-
6	Goa	NA	NA	NA	NA	NA	-
7	Gujarat	-	-	-	-	-	-
8	Haryana	31	29	43	85	-	206
9	Himachal Pradesh	-	-	-	-	-	-
10	Jharkhand	-	-	-	-	-	-
11	Karnataka	1	-	4	1	-	10
12	Kerala	-	-	-	-	-	-
13	Madhya Pradesh	15	11	28	126	10	224
14	Maharashtra	442	422	1,721	6,431	-	9,235
15	Manipur	-	-	-	-	-	-
16	Meghalaya	29	3	10	70	-	126
17	Mizoram	-	-	-	-	-	-
18	Nagaland	8	-	34	166	10	221
19	Odisha	9	9	2	25	-	61
20	Punjab	19	49	107	237	4	443
21	Rajasthan	-	-	-	-	-	-
22	Sikkim	-	-	-	-	-	-
23	Tamil Nadu	12	-	68	90	2	188
24	Telangana	48	13	79	288	-	463
25	Tripura	-	12	3	29	-	47
26	Uttar Pradesh	43	-	289	99	48	529
27	Uttarakhand	14	1	10	39	10	90
28	West Bengal	76	21	-	234	18	389
29	A & N Islands	-	-	-	-	-	-
30	Chandigarh	-	-	-	-	-	-
31	Dadra and Nagar Haveli and Daman and Diu	-	-	-	-	-	-
32	Delhi	-	-	-	-	-	-
33	Jammu and Kashmir	-	-	-	-	-	-
34	Ladakh	-	-	-	-	-	-
35	Lakshadweep	-	-	-	-	-	-
36	Puducherry	1	-	5	18	-	25
TOTAL		849	596	2,469	9,374	3,172	17,054

(NA) denotes "Not Available"

(NP) denotes "Not Provided"

(-) denotes "Zero"



TABLE 3.2.9 (D) -- SANCTIONED (S) & ACTUAL (A) STRENGTH OF DIFFERENT RANKS IN SDRF (DISASTER RESPONSE) IN STATES/UTs

AS ON 01.01.2023

Sl. No.	STATES/UTs	NO. OF ACTUAL BATTALIONS	DGP/ SPL. DGP		ADDL. DGP		IGP		DIG		AIGP/ SSP/SP/ COMMANDANT		ADDL. SP/ Dy. COM-MANDANT		ASP/ DY.SP/ ASST. COMMANDANT	
			S	A	S	A	S	A	S	A	S	A	S	A	S	A
(1)	(2)	(3)	(4)	(5)	(6)	(7)	(8)	(9)	(10)	(11)	(12)	(13)	(14)	(15)	(16)	(17)
1	Andhra Pradesh	1	-	-	-	-	-	-	-	-	-	-	-	-	6	4
2	Arunachal Pradesh	-	-	-	-	-	-	-	-	-	-	1	-	-	-	1
3	Assam	3	-	-	-	-	-	-	-	-	-	-	-	-	5	-
4	Bihar	1	-	-	-	-	-	-	-	-	1	1	4	2	8	2
5	Chhattisgarh	7	1	-	-	1	1	-	1	1	7	6	-	-	-	-
6	Goa	NA	NA	NA	NA	NA	NA	NA	NA	NA	NA	NA	NA	NA	NA	NA
7	Gujarat	11	-	-	-	-	-	-	-	-	-	-	-	-	-	-
8	Haryana	-	-	-	-	-	-	-	-	-	1	-	1	-	12	-
9	Himachal Pradesh	3	-	-	-	-	-	-	-	-	1	1	-	-	3	2
10	Jharkhand	1	NP	NP	NP	NP	NP	NP	NP	NP	1	1	NP	NP	2	NP
11	Karnataka	4	1	1	-	1	-	-	-	-	-	-	5	5	-	-
12	Kerala	-	-	-	-	-	-	-	-	-	-	-	-	-	-	-
13	Madhya Pradesh	4	-	-	1	-	-	-	1	-	1	2	-	-	5	3
14	Maharashtra	2	-	-	-	-	-	-	-	-	-	-	2	2	-	-
15	Manipur	1	-	-	-	-	-	-	-	-	1	1	1	-	-	-
16	Meghalaya	-	-	-	-	-	-	-	-	-	-	-	-	-	-	-
17	Mizoram	7	-	-	-	-	-	-	-	-	-	-	-	-	-	-
18	Nagaland	1	-	-	1	1	1	1	1	1	1	1	-	-	3	3
19	Odisha	20	-	-	-	1	-	-	-	-	-	20	-	-	1	1
20	Punjab	-	-	-	-	-	-	1	-	-	-	1	-	-	-	1
21	Rajasthan	1	-	-	1	1	1	1	-	-	1	1	2	3	6	1
22	Sikkim	4	-	-	-	-	-	-	-	-	-	-	-	-	-	-
23	Tamil Nadu	1	-	-	-	-	-	-	-	-	1	1	1	-	6	3
24	Telangana	-	-	-	-	-	-	-	-	-	-	-	-	-	-	-
25	Tripura	-	-	-	-	-	-	-	-	-	-	-	-	-	4	4
26	Uttar Pradesh	1	-	-	-	-	-	-	-	-	1	1	2	1	7	3
27	Uttarakhand	1	-	-	-	-	-	1	-	-	-	1	2	1	5	1
28	West Bengal	-	-	-	-	2	-	-	-	2	-	8	-	-	-	3
29	A & N Islands	-	-	-	-	-	-	-	-	-	-	-	-	-	-	-
30	Chandigarh	-	-	-	-	-	-	-	-	-	-	-	-	-	-	-
31	Dadra and Nagar Haveli and Daman and Diu	-	-	-	-	-	-	-	-	-	-	-	-	-	-	-
32	Delhi	-	-	-	-	-	-	-	-	-	-	-	-	-	-	-
33	Jammu and Kashmir	2	-	1	-	-	-	-	-	1	2	3	-	-	8	7
34	Ladakh	-	-	-	-	-	-	-	-	-	-	-	-	-	2	1
35	Lakshadweep	-	-	-	-	-	-	-	-	-	-	-	-	-	-	-
36	Puducherry	-	-	-	-	-	-	-	-	-	-	-	-	-	-	-
TOTAL		76	2	2	3	7	3	4	3	5	19	50	20	14	83	40

(NA) denotes "Not Available", (NP) denotes "Not Provided" & (-) denotes "Zero"



TABLE 3.2.9 (D)-- (CONTINUED ...)

SI. No.	STATES/UTs	INSPIC-TOR /RI		S.I./RSI		A.S.I./ ARSI		HEAD CONSTABLE		CONSTABLE		OTHERS IF ANY		TOTAL	
		S	A	S	A	S	A	S	A	S	A	S	A	S	A
(1)	(2)	(18)	(19)	(20)	(21)	(22)	(23)	(24)	(25)	(26)	(27)	(28)	(29)	(30)	(31)
1	Andhra Pradesh	6	6	12	12	12	11	108	103	408	374	48	2	600	512
2	Arunachal Pradesh	-	-	-	3	-	-	-	11	-	74	-	-	-	90
3	Assam	15	9	45	1	18	10	45	24	585	544	39	17	752	605
4	Bihar	52	12	213	76	4	-	500	161	750	646	177	146	1,709	1,046
5	Chhattisgarh	-	-	7	1	-	-	-	-	-	-	245	210	262	219
6	Goa	NA	NA	NA	NA	NA	NA	NA	NA	NA	NA	NA	NA	-	-
7	Gujarat	-	9	-	27	-	73	-	117	-	805	-	-	-	1,031
8	Haryana	32	1	134	15	4	21	299	93	579	231	-	-	1,062	361
9	Himachal Pradesh	6	4	24	19	1	-	36	19	227	125	6	5	304	175
10	Jharkhand	5	4	6	6	NP	NP	NP	NP	52	52	66	NP	132	63
11	Karnataka	16	2	79	9	-	-	103	24	252	40	26	-	482	82
12	Kerala	-	-	-	-	-	-	-	-	-	-	-	-	-	-
13	Madhya Pradesh	6	4	20	15	-	-	32	19	550	520	66	26	682	589
14	Maharashtra	8	8	20	20	-	-	54	47	187	182	152	61	423	320
15	Manipur	-	-	-	5	-	5	-	30	-	175	-	-	2	216
16	Meghalaya	-	-	-	-	-	-	-	-	-	-	-	-	-	-
17	Mizoram	-	9	-	24	-	-	-	129	-	256	-	71	-	489
18	Nagaland	5	5	8	8	8	8	-	-	8	8	240	212	276	248
19	Odisha	-	-	8	17	8	10	72	136	258	595	534	70	881	850
20	Punjab	-	2	-	1	-	8	-	6	-	27	-	-	-	47
21	Rajasthan	8	7	30	17	-	-	100	72	800	676	52	52	1,001	831
22	Sikkim	-	-	-	-	4	4	4	4	120	87	33	33	161	128
23	Tamil Nadu	8	8	22	15	-	-	124	71	824	824	-	-	986	922
24	Telangana	-	-	-	-	-	-	-	-	-	-	-	-	-	-
25	Tripura	4	4	12	12	-	-	60	60	372	372	128	128	580	580
26	Uttar Pradesh	20	5	57	13	-	-	97	16	511	569	333	71	1,028	679
27	Uttarakhand	25	14	99	30	53	13	103	87	438	268	86	76	811	492
28	West Bengal	-	4	-	16	-	62	-	-	-	601	-	151	-	849
29	A & N Islands	-	-	-	-	-	-	-	-	-	-	-	-	-	-
30	Chandigarh	-	-	-	-	-	-	-	-	-	-	-	-	-	-
31	Dadra and Nagar Haveli and Daman and Diu	-	-	-	-	-	-	-	-	-	-	-	-	-	-
32	Delhi	-	-	-	-	-	-	-	-	-	-	-	-	-	-
33	Jammu and Kashmir	28	17	92	49	116	124	272	278	1,032	916	6	6	1,556	1,402
34	Ladakh	1	1	-	-	-	-	3	4	36	32	-	-	42	38
35	Lakshadweep	-	-	-	-	-	-	-	-	-	-	-	-	-	-
36	Puducherry	-	-	-	-	-	-	-	-	-	-	-	-	-	-
TOTAL		245	135	888	411	228	349	2,012	1,511	7,989	8,999	2,237	1,337	13,732	12,864

(NA) denotes "Not Available"

(NP) denotes "Not Provided"

(-) denotes "Zero"



TABLE 3.2.10 -- SANCTIONED (S) AND ACTUAL (A) STRENGTH OF GAZETTED AND NON-GAZETTED PERSONNEL IN CENTRAL ARMED POLICE FORCES (CAPFs)

AS ON 01.01.2023

SI. No.	CENTRAL ARMED POLICE FORCE & SPECIALISED FORCES	SANCTIONED STRENGTH			ACTUAL STRENGTH		
		GAZETTED	NON-GAZETTED	TOTAL	GAZETTED	NON-GAZETTED	TOTAL
(1)	(2)	(3)	(4)	(5)	(6)	(7)	(8)
1	Assam Rifles	1,268	65,143	66,411	1,173	61,461	62,634
2	Border Security Force	5,523	2,59,754	2,65,277	5,059	2,40,231	2,45,290
3	Central Industrial Security Force	1,750	1,68,593	1,70,343	1,195	1,40,941	1,42,136
4	Central Reserve Police Force	5,819	3,18,835	3,24,654	5,541	2,89,830	2,95,371
5	Indo-Tibetan Border Police	2,271	88,457	90,728	1,949	84,637	86,586
6	National Disaster Response Force*	431	18,126	18,557	257	13,940	14,197
7	National Security Guard*	547	10,297	10,844	461	9,618	10,079
8	Railway Protection Force	480	74,239	74,719	443	63,927	64,370
9	Sashastra Seema Bal	1,893	95,881	97,774	1,362	87,001	88,363
TOTAL		19,982	10,99,325	11,19,307	17,440	9,91,586	10,09,026

*NSG & NDRF is 100% deputationist Force

(NA) denotes "Not Available"

(NP) denotes "Not Provided"

(-) denotes "Zero"



TABLE 3.2.11-- SANCTIONED (S) AND ACTUAL (A) STRENGTH OF CENTRAL ARMED POLICE FORCES (CAPFs)

AS ON 01.01.2023

SI. No.	CENTRAL ARMED POLICE FORCE & SPECIALISED FORCE	NO OF BATTALIONS	DGP/ SPL. DG		ADDL. DG		IGP		DIG		COMMAN-DANT		2I/C	
			S	A	S	A	S	A	S	A	S	A	S	A
(1)	(2)	(3)	(4)	(5)	(6)	(7)	(8)	(9)	(10)	(11)	(12)	(13)	(14)	(15)
1	Assam Rifles	46	1	1	1	1	3	3	20	19	92	92	86	231
2	Border Security Force	193	3	1	5	6	52	44	205	194	421	396	614	583
3	Central Industrial Security Force	430	1	1	4	3	17	17	70	54	277	243	-	-
4	Central Reserve Police Force	246	5	1	4	8	55	47	249	236	381	378	539	536
5	Indo-Tibetan Border Police	64	1	1	4	4	24	24	87	80	143	204	144	166
6	National Disaster Response Force *	16	-	1	1	-	2	1	5	4	28	18	17	18
7	National Security Guard	NA	1	1	-	-	4	4	7	7	37	35	14	15
8	Railway Protection Force	15	1	1	1	1	30	28	24	24	65	61	78	37
9	Sashastra Seema Bal	73	1	-	1	1	14	14	76	52	138	71	128	126
TOTAL		1,083	14	8	21	24	201	182	743	670	1,582	1,498	1,620	1,712

*NDRF is 100% deputationist Force.

(NA) denotes "Not Available"

(NP) denotes "Not Provided"

(-) denotes "Zero"



TABLE 3.2.11-- (CONTINUED ...)

SI. No.	CENTRAL ARMED POLICE FORCE & SPECIALISED FORCE	DY. COMMANDANT		ASST. COMMANDANT		OTHERS Gr.A/B		SUBEDAR MAJOR		INSPECTOR		S.I.	
		S	A	S	A	S	A	S	A	S	A	S	A
(1)	(2)	(16)	(17)	(18)	(19)	(20)	(21)	(22)	(23)	(24)	(25)	(26)	(27)
1	Assam Rifles	513	347	370	307	182	172	216	194	1,382	913	2,596	2,332
2	Border Security Force	1,345	1,290	2,279	2,047	599	498	200	199	4,932	4,743	10,981	10,112
3	Central Industrial Security Force	418	353	963	524	-	-	-	-	3,323	3,076	14,685	12,137
4	Central Reserve Police Force	940	922	2,919	2,737	727	676	339	145	8,154	6,878	23,195	17,172
5	Indo-Tibetan Border Police	448	548	1,400	907	20	15	79	78	3,173	3,150	4,501	3,828
6	National Disaster Response Force *	82	83	150	89	146	43	NA	NA	542	484	2,153	955
7	National Security Guard	125	105	354	292	5	2	-	-	1,746	1,497	-	-
8	Railway Protection Force	-	-	281	291	-	-	-	-	2,156	1,780	4,335	3,329
9	Sashastra Seema Bal	448	344	792	535	295	219	3	3	1,588	1,383	3,712	2,909
TOTAL		4,319	3,992	9,508	7,729	1,974	1,625	837	619	26,996	23,904	66,158	52,774

*NDRF is 100% deputationist Force.

(NA) denotes "Not Available"

(NP) denotes "Not Provided"

(-) denotes "Zero"



TABLE 3.2.11-- (CONTINUED ...)

SI. No.	CENTRAL ARMED POLICE FORCE & SPECIALISED FORCE	A.S.I.		HEAD CONSTABLE		CONSTABLE		OTHERS		TOTAL	
		S	A	S	A	S	A	S	A	S	A
(1)	(2)	(28)	(29)	(30)	(31)	(32)	(33)	(34)	(35)	(36)	(37)
1	Assam Rifles	3,141	3,650	16,044	14,949	40,897	38,800	867	623	66,411	62,634
2	Border Security Force	21,974	21,719	53,785	45,967	1,67,882	1,57,491	-	-	2,65,277	2,45,290
3	Central Industrial Security Force	19,816	14,126	35,040	30,536	95,560	81,006	169	60	1,70,343	1,42,136
4	Central Reserve Police Force	29,569	27,375	80,221	72,491	1,77,357	1,65,768	-	1	3,24,654	2,95,371
5	Indo-Tibetan Border Police	6,830	6,591	20,230	19,557	53,621	51,413	23	20	90,728	86,586
6	National Disaster Response Force *	95	262	4,796	2,899	9,308	8,270	1,232	1,070	18,557	14,197
7	National Security Guard	-	-	8,535	8,106	-	-	16	15	10,844	10,079
8	Railway Protection Force	7,177	6,198	21,608	14,176	36,373	36,032	2,590	2,412	74,719	64,370
9	Sashastra Seema Bal	7,930	7,629	18,175	16,318	64,408	58,532	65	227	97,774	88,363
TOTAL		96,532	87,550	2,58,434	2,24,999	6,45,406	5,97,312	4,962	4,428	11,19,307	10,09,026

*NDRF is 100% deputationist Force.

(NA) denotes "Not Available"

(NP) denotes "Not Provided"

(-) denotes "Zero"



TABLE 3.3.1-- ACTUAL STRENGTH IN VARIOUS RANKS OF WOMEN IN CENTRAL ARMED POLICE FORCES (CAPFs)

AS ON 01.01.2023

Sl. No.	CENTRAL ARMED POLICE FORCE & SPECIALISED FORCE	DGP/ SPL. DGP	ADDL. DGP	IGP	DIG	AIG/ COM-MAN-DANT	2 I/C	DY. COM-MAN-DANT	ASST. COM-MAN-DANT	OTH-ERS Gr.A&B	SUB-EDAR MAJOR	INSP.
(1)	(2)	(3)	(4)	(5)	(6)	(7)	(8)	(9)	(10)	(11)	(12)	(13)
1	Assam Rifles	-	-	-	-	11	11	14	18	2	4	5
2	Border Security Force	-	1	1	5	-	1	2	9	122	10	75
3	Central Industrial Security Force @	-	1	2	11	13	-	13	21	-	-	306
4	Central Reserve Police Force	-	1	5	8	11	22	60	171	210	42	327
5	Indo-Tibetan Border Police	-	-	1	3	-	1	7	110	6	3	113
6	National Disaster Response Force	NA	NA	NA	NA	-	-	-	1	7	-	5
7	National Security Guard #	-	-	-	1	-	-	1	1	-	-	8
8	Railway Protection Force ~	-	-	2	1	7	-	-	2	-	-	82
9	Sashastra Seema Bal	-	1	-	-	1	-	4	5	41	3	25
TOTAL		-	4	11	29	43	35	101	338	388	62	946

@ There is no separate sanctioned strength for female in CISF. Hence, included females strength in above.

NSG is a 100% deputationist Force, No separate strength is sanctioned for women in NSG. The women officers/Assistant Commanders/Rangers are inducted against the overall sanctioned strength.

~ At present the same is about 8% of sanctioned strength. As per extant Governemnet guidelines, a horizontal reservation of 10% for female candidate is prescribed in direct recruitment

(NA) denotes "Not Available"

(NP) denotes "Not Provided"

(-) denotes "Zero"



TABLE 3.3.1-- (CONTINUED . . .)

Sl. No.	CENTRAL ARMED POLICE FORCE & SPECIALISED FORCE	S.I.	A.S.I.	HEAD CONSTA-BLE	CONSTA-BLE	OTHERS	TOTAL	RESERVATION PERCENTAGE APPROVED BY GOVT.
(1)	(2)	(14)	(15)	(16)	(17)	(18)	(19)	(20)
1	Assam Rifles	118	23	41	2,177	-	2,424	5% of General Duty
2	Border Security Force	434	197	126	7,459	-	8,442	14-15% Posts of Constable level are reserved for women
3	Central Industrial Security Force @	1,144	393	879	7,196	22	10,001	
4	Central Reserve Police Force	629	697	848	6,394	-	9,425	NA
5	Indo-Tibetan Border Police	125	84	208	2,043	9	2,713	0%
6	National Disaster Response Force	10	3	35	241	1	303	No posts of women is sanctioned in NDRF
7	National Security Guard #	16	3	1	41	1	73	
8	Railway Protection Force ~	363	123	524	4,789	45	5,938	
9	Sashastra Seema Bal	96	22	46	3,423	-	3,667	Not Fixed
TOTAL		2,935	1,545	2,708	33,763	78	42,986	

@ There is no separate sanctioned strength for female in CISF. Hence, included females strength in above.

NSG is a 100% deputationist Force, No separate strength is sanctioned for women in NSG. The women officers/Assistant Commanders/Rangers are inducted against the overall sanctioned strength.

~ At present the same is about 8% of sanctioned strength. As per extant Governemnet guidelines, a horizontal reservation of 10% for female candidate is prescribed in direct recruitment

(NA) denotes "Not Available"

(NP) denotes "Not Provided"

(-) denotes "Zero"



TABLE 3.3.1 (A)-- ACTUAL STRENGTH OF VARIOUS RANKS OF TRANSGENDERS IN CENTRAL ARMED POLICE FORCES (CAPFs)

AS ON 01.01.2023

Sl. No.	CENTRAL ARMED POLICE FORCE & SPECIALISED FORCE	DGP/ SPL. DGP	ADDL. DGP	IGP	DIG	AIG/ COM-MAN-DANT	2 I/C	DY. COM-MAN-DANT	ASST. COM-MAN-DANT	OTHERS Gr.A&B	SUB-EDAR MAJOR
(1)	(2)	(3)	(4)	(5)	(6)	(7)	(8)	(9)	(10)	(11)	(12)
1	Assam Rifles	-	-	-	-	-	-	-	-	-	-
2	Border Security Force	-	-	-	-	-	-	-	-	-	-
3	Central Industrial Security Force	-	-	-	-	-	-	-	-	-	-
4	Central Reserve Police Force	-	-	-	-	-	-	-	-	-	-
5	Indo-Tibetan Border Police	-	-	-	-	-	-	-	-	-	-
6	National Disaster Response Force	NA	NA	NA	NA	NA	NA	NA	NA	NA	NA
7	National Security Guard	-	-	-	-	-	-	-	-	-	-
8	Railway Protection Force	-	-	-	-	-	-	-	-	-	-
9	Sashastra Seema Bal	-	-	-	-	-	-	-	-	-	-
TOTAL		-	-	-	-	-	-	-	-	-	-

(NA) denotes "Not Available"

(NP) denotes "Not Provided"

(-) denotes "Zero"



TABLE 3.3.1(A) -- (CONTINUED . . .)

Sl. No.	CENTRAL ARMED POLICE FORCE & SPECIALISED FORCE	INSPEC-TOR	SUB INSPEC-TOR	ASST. SUB INSPEC-TOR	HEAD CONSTA-BLE	CONSTA-BLE	OTHERS	TOTAL
(1)	(2)	(13)	(14)	(15)	(16)	(17)	(18)	(19)
1	Assam Rifles	-	-	-	-	-	-	-
2	Border Security Force	-	-	-	-	-	-	-
3	Central Industrial Security Force	-	-	-	-	-	-	-
4	Central Reserve Police Force	-	-	-	-	-	-	-
5	Indo-Tibetan Border Police	-	-	-	-	-	-	-
6	National Disaster Response Force	NA	NA	NA	NA	NA	NA	-
7	National Security Guard	-	-	-	-	-	-	-
8	Railway Protection Force	-	-	-	-	-	-	-
9	Sashastra Seema Bal	-	-	-	-	-	-	-
TOTAL		-	-	-	-	-	-	-

(NA) denotes "Not Available"

(NP) denotes "Not Provided"

(-) denotes "Zero"



TABLE 3.3.2 -- ACTUAL STRENGTH OF SCHEDULED CASTES STAFF IN CAPFs

AS ON 01.01.2023

Sl. No.	CENTRAL ARMED POLICE FORCE & SPECIALISED FORCE	ASST. COM-MAN-DANT	IN-SPEC-TOR	SUB IN-SPEC-TOR	ASST. SUB IN-SPEC-TOR	HEAD CON-STABLE	CON-STABLE	OTH-ERS	TOTAL	RESER-VATION PERCENT-AGE AP-PROVED BY GOVT.
(1)	(2)	(3)	(4)	(5)	(6)	(7)	(8)	(9)	(10)	(11)
1	Assam Rifles	-	176	267	440	1,806	4,186	126	7,001	15.0%
2	Border Security Force	314	702	1,577	3,306	8,169	28,865	136	43,069	15.0%
3	Central Industrial Security Force	88	472	2,139	2,399	5,153	15,557	101	25,909	15.0%
4	Central Reserve Police Force	411	860	2,933	5,532	12,311	28,608	440	51,095	15.0%
5	Indo-Tibetan Border Police	159	491	657	1,072	3,495	8,916	5	14,795	15.0%
6	National Disaster Response Force	6	93	130	37	380	1,130	33	1,809	NA
7	National Security Guard #	NA	NA	NA	NA	NA	NA	NA	-	
8	Railway Protection Force	36	299	522	969	2,513	6,184	386	10,909	15.0%
9	Sashastra Seema Bal	116	303	479	1,311	2,426	10,080	44	14,759	15.0%
TOTAL		1,130	3,396	8,704	15,066	36,253	1,03,526	1,271	1,69,346	

NSG being a deputationist Force, no reservation roster is applicable

(NA) denotes "Not Available"

(NP) denotes "Not Provided"

(-) denotes "Zero"



TABLE 3.3.3 -- ACTUAL STRENGTH OF SCHEDULED TRIBES STAFF IN CAPFs

AS ON 01.01.2023

Sl. No.	CENTRAL ARMED POLICE FORCE & SPECIALISED FORCE	ASST. COM-MAN-DANT	IN-SPEC-TOR	SUB IN-SPEC-TOR	ASST. SUB IN-SPEC-TOR	HEAD CON-STABLE	CON-STABLE	OTH-ERS	TOTAL	RESER-VATION PERCENT-AGE AP-PROVED BY GOVT.
(1)	(2)	(3)	(4)	(5)	(6)	(7)	(8)	(9)	(10)	(11)
1	Assam Rifles	-	65	126	237	1,113	9,369	96	11,006	7.50%
2	Border Security Force	156	408	650	1,526	4,518	18,833	23	26,114	7.50%
3	Central Industrial Security Force	35	248	970	1,178	2,182	10,928	40	15,581	7.50%
4	Central Reserve Police Force	216	447	1,345	2,474	6,135	19,512	237	30,366	7.50%
5	Indo-Tibetan Border Police	173	258	303	519	1,690	5,400	-	8,343	7.50%
6	National Disaster Response Force	3	48	64	32	163	536	9	855	NA
7	National Security Guard @	NA	NA	NA	NA	NA	NA	NA	-	
8	Railway Protection Force	37	145	324	530	1,307	3,481	271	6,095	7.50%
9	Sashastra Seema Bal	64	172	377	1,010	1,659	6,989	132	10,403	7.50%
TOTAL		684	1,791	4,159	7,506	18,767	75,048	808	1,08,763	

@ NSG being a deputationist Force, no reservation roster is applicable

(NA) denotes "Not Available"

(NP) denotes "Not Provided"

(-) denotes "Zero"



TABLE 3.3.4 -- ACTUAL STRENGTH OF OTHER BACKWARD CLASSES STAFF IN CAPFs

AS ON 01.01.2023

Sl. No.	CENTRAL ARMED POLICE FORCE & SPECIALISED FORCE	ASST. COM-MAN-DANT	IN-SPEC-TOR	SUB IN-SPEC-TOR	ASST. SUB IN-SPEC-TOR	HEAD CON-STABLE	CON-STABLE	OTH-ERS	TOTAL	RESERVA-TION PER-CENTAGE APPROVED BY GOVT.
(1)	(2)	(3)	(4)	(5)	(6)	(7)	(8)	(9)	(10)	(11)
1	Assam Rifles	-	71	175	429	1,945	9,182	112	11,914	27.0%
2	Border Security Force	567	1,431	2,470	3,874	10,958	54,618	83	74,001	27.0%
3	Central Industrial Security Force	66	842	4,311	1,969	6,286	36,911	174	50,559	27.0%
4	Central Reserve Police Force	728	1,294	3,099	4,914	23,741	55,031	640	89,447	27.0%
5	Indo-Tibetan Border Police	135	551	582	893	5,252	18,852	-	26,265	27.0%
6	National Disaster Response Force	23	174	247	77	891	3,540	131	5,083	NA
7	National Security Guard @	NA	NA	NA	NA	NA	NA	NA	-	
8	Railway Protection Force	15	313	784	1,042	2,334	14,325	644	19,457	27.0%
9	Sashastra Seema Bal	138	329	485	1,941	5,835	23,528	16	32,272	27.0%
TOTAL		1,672	5,005	12,153	15,139	57,242	2,15,987	1,800	3,08,998	

@ NSG being a deputationist Force, no reservation roster is applicable

(NA) denotes "Not Available"

(NP) denotes "Not Provided"

(-) denotes "Zero"



TABLE 3.3.5 -- SANCTIONED (S) & ACTUAL (A) STRENGTH OF CENTRAL INVESTIGATION AGENCIES & OTHER CENTRAL POLICE ORGANIZATIONS (CPOs)

AS ON 01.01.2023

Sl. No.	CENTRAL INVESTIGATION AGENCIES & OTHER CENTRAL POLICE ORGANIZATIONS (CPOs)	DGP		SPL DGP / ADDL. DG		IGP		DIG		SP		ADDL SP		DY. SP	
		S	A	S	A	S	A	S	A	S	A	S	A	S	A
(1)	(2)	(3)	(4)	(5)	(6)	(7)	(8)	(9)	(10)	(11)	(12)	(13)	(14)	(15)	(16)
1	Bureau of Police Research & Development (BPR&D)	1	1	1	1	6	3	12	12	6	7	-	8	43	24
2	Central Bureau of Investigation (CBI)	1	1	4	3	18	16	48	37	138	75	106	105	320	255
3	Directorate of Coordination Police Wireless (DCPW)	-	-	-	-	1	1	2	1	14	9	23	8	58	36
4	National Crime Records Bureau (NCRB)	-	-	1	1	3	3	6	3	18	13	18	13	58	35
5	North Eastern Police Academy (NEPA)	-	-	-	-	1	1	-	-	-	-	-	-	-	-
6	National Investigation Agency (NIA)	1	1	1	1	4	4	15	9	36	24	31	5	99	39
7	Sardar Vallabhbai Patel National Police Academy (SVPNPA)	1	1	-	-	2	2	5	5	14	8	4	4	9	7
TOTAL		4	4	7	6	35	30	88	67	226	136	182	143	587	396

(NA) denotes "Not Available"

(NP) denotes "Not Provided"

(-) denotes "Zero"



TABLE 3.3.5 -- (CONTINUED ...)

Sl. No.	CENTRAL INVESTIGATION AGENCIES & OTHER CENTRAL POLICE ORGANIZATIONS (CPOs)	INSP.		S.I.		A.S.I.		HEAD CONSTABLE		CONSTABLE		OTHERS		TOTAL	
		S	A	S	A	S	A	S	A	S	A	S	A	S	A
(1)	(2)	(17)	(18)	(19)	(20)	(21)	(22)	(23)	(24)	(25)	(26)	(27)	(28)	(29)	(30)
1	Bureau of Police Research & Development (BPR&D)	19	24	3	6	-	2	17	27	107	108	473	195	688	418
2	Central Bureau of Investigation (CBI)	1,020	660	500	296	211	160	580	457	2,099	1,818	2,250	1,717	7,295	5,600
3	Directorate of Coordination Police Wireless (DCPW)	150	121	417	94	28	17	33	22	149	79	-	-	875	388
4	National Crime Records Bureau (NCRB)	43	20	102	70	43	31	19	15	39	34	48	33	398	271
5	North Eastern Police Academy (NEPA)	5	3	13	5	2	1	29	22	102	79	123	88	275	199
6	National Investigation Agency (NIA)	164	124	181	66	167	119	218	181	407	340	395	156	1,719	1,069
7	Sardar Vallabhbhai Patel National Police Academy (SVPNPA)	34	23	54	43	12	10	118	95	175	123	279	141	707	462
TOTAL		1,435	975	1,270	580	463	340	1,014	819	3,078	2,581	3,568	2,330	11,957	8,407

(NA) denotes "Not Available"

(NP) denotes "Not Provided"

(-) denotes "Zero"



TABLE 3.3.6 -- ACTUAL STRENGTH OF WOMEN IN CENTRAL INVESTIGATION AGENCIES & OTHER CENTRAL POLICE ORGANIZATIONS (CPOs)

AS ON 01.01.2023

Sl. No.	CENTRAL INVESTIGATION AGENCIES & OTHER CENTRAL POLICE ORGANIZATIONS (CPOs)	DGP	SPL DGP / ADDL. DG	IGP	DIG	SP / AIG	ADDL SP	DY. SP	INSP.	S.I.	A.S.I.
(1)	(2)	(3)	(4)	(5)	(6)	(7)	(8)	(9)	(10)	(11)	(12)
1	Bureau of Police Research & Development (BPR&D)	-	-	1	2	-	-	4	3	2	-
2	Central Bureau of Investigation (CBI)	-	-	2	9	4	4	18	39	7	-
3	Directorate of Coordination Police Wireless (DCPW)	-	-	-	-	-	-	3	2	3	-
4	National Crime Records Bureau (NCRB)	-	-	-	-	2	4	7	4	20	9
5	North Eastern Police Academy (NEPA)	-	-	-	-	-	-	-	-	-	-
6	National Investigation Agency (NIA)	-	-	-	3	4	-	2	4	4	-
7	Sardar Vallabhbhai Patel National Police Academy (SVPNPA) @	-	-	-	2	-	-	2	-	11	-
TOTAL		-	-	3	16	10	8	36	52	47	9

@ The post of the academy are being filled on deputation through CAPFs/ State Government. The number of vacancies which can be filled by direct recruitment are very minimal. Such direct recruitment to fill up Group B&C Non Gazetted post is through Staff Selection Commission ensuring the reservation policy for women in accordance with instruction issued by Government of India from time to time.

(NA) denotes "Not Available"

(NP) denotes "Not Provided"

(-) denotes "Zero"



TABLE 3.3.6 -- (CONTINUED ...)

SI. No.	CENTRAL INVESTIGATION AGENCIES & OTHER CENTRAL POLICE ORGANIZATIONS (CPOs)	HEAD CONSTABLE	CONSTABLE	OTHERS	TOTAL	RESERVATION PERCENTAGE APPROVED BY GOVT.
(1)	(2)	(13)	(14)	(15)	(16)	(17)
1	Bureau of Police Research & Development (BPR&D)	-	3	27	42	There is no reservation policy
2	Central Bureau of Investigation (CBI)	3	15	389	490	NA
3	Directorate of Coordination Police Wireless (DCPW)	-	10	-	18	0.0%
4	National Crime Records Bureau (NCRB)	-	2	7	55	NA
5	North Eastern Police Academy (NEPA)	-	-	11	11	NA
6	National Investigation Agency (NIA)	6	15	24	62	NA
7	Sardar Vallabhbhai Patel National Police Academy (SVPNPA) @	6	1	17	39	
TOTAL		15	46	475	717	-

@ The post of the academy are being filled on deputation through CAPFs/ State Government. The number of vacancies which can be filled by direct recruitment are very minimal. Such direct recruitment to fill up Group B&C Non Gazetted post is through Staff Selection Commission ensuring the reservation policy for women in accordance with instruction issued by Government of India from time to time.

(NA) denotes "Not Available"

(NP) denotes "Not Provided"

(-) denotes "Zero"



TABLE 3.3.6 (A) --ACTUAL (A) STRENGTH OF TRANSGENDERS IN CENTRAL INVESTIGATION AGENCIES & OTHER CENTRAL POLICE ORGANIZATIONS (CPOs)

AS ON 01.01.2023

Sl. No.	CENTRAL INVESTIGATION AGENCIES & OTHER CENTRAL POLICE ORGANIZATIONS (CPOs)	DGP	SPL DGP / ADDL. DG	IGP	IG	SP / AIG	ADDL SP	DY. SP	INSP.	S.I.	A.S.I.	HEAD CON-STABLE	CON-STABLE	OTH-ERS	TOTAL
(1)	(2)	(3)	(4)	(5)	(6)	(7)	(8)	(9)	(10)	(11)	(12)	(13)	(14)	(15)	(16)
1	Bureau of Police Research & Development (BPR&D)	-	-	-	-	-	-	-	-	-	-	-	-	-	-
2	Central Bureau of Investigation (CBI)	-	-	-	-	-	-	-	-	-	-	-	-	-	-
3	Directorate of Coordination Police Wireless (DCPW)	-	-	-	-	-	-	-	-	-	-	-	-	-	-
4	National Crime Records Bureau (NCRB)	-	-	-	-	-	-	-	-	-	-	-	-	-	-
5	North Eastern Police Academy (NEPA)	-	-	-	-	-	-	-	-	-	-	-	-	-	-
6	National Investigation Agency (NIA)	-	-	-	-	-	-	-	-	-	-	-	-	-	-
7	Sardar Vallabhbhai Patel National Police Academy (SVPNPA)	-	-	-	-	-	-	-	-	-	-	-	-	-	-
TOTAL		-	-	-	-	-	-	-	-	-	-	-	-	-	-

(NA) denotes "Not Available"

(NP) denotes "Not Provided"

(-) denotes "Zero"



TABLE 3.3.7 -- ACTUAL STRENGTH OF SCHEDULED CASTES STAFF IN CENTRAL INVESTIGATION AGENCIES & OTHER CENTRAL POLICE ORGANIZATIONS (CPOs)

AS ON 01.01.2023

Sl. No.	CENTRAL INVESTIGATION AGENCIES & OTHER CENTRAL POLICE ORGANIZATIONS (CPOs)	SUB INSPECTOR	ASST. SUB INSPECTOR	HEAD CONSTABLE	CON-STABLE	TOTAL	RESERVATION PERCENTAGE APPROVED BY GOVT.
(1)	(2)	(3)	(4)	(5)	(6)	(7)	(8)
1	Bureau of Police Research & Development (BPR&D)	0	0	5	12	17	There is no reservation policy
2	Central Bureau of Investigation (CBI)	35	21	74	45	175	15.0%
3	Directorate of Coordination Police Wireless (DCPW)	5	3	0	19	27	15.0%
4	National Crime Records Bureau (NCRB)	15	3	2	1	21	15.0%
5	North Eastern Police Academy (NEPA)	1	0	4	7	12	15.0%
6	National Investigation Agency (NIA)	6	7	16	26	55	NA
7	Sardar Vallabhbhai Patel National Police Academy (SVPNPA)	4	0	11	3	18	15.0%
TOTAL		66	34	112	113	325	

(NA) denotes "Not Available"

(NP) denotes "Not Provided"

(-) denotes "Zero"



TABLE 3.3.8 -- ACTUAL STRENGTH OF SCHEDULED TRIBES STAFF IN CENTRAL INVESTIGATION AGENCIES & OTHER CENTRAL POLICE ORGANIZATIONS (CPOs)

AS ON 01.01.2023

SI. No.	CENTRAL INVESTIGATION AGENCIES & OTHER CENTRAL POLICE ORGANIZATIONS (CPOs)	SUB INSPECTOR	ASST. SUB INSPECTOR	HEAD CONSTABLE	CONSTABLE	TOTAL	RESERVATION PERCENTAGE APPROVED BY GOVT.
(1)	(2)	(3)	(4)	(5)	(6)	(7)	(8)
1	Bureau of Police Research & Development (BPR&D)	-	-	2	8	10	There is no reservation policy
2	Central Bureau of Investigation (CBI)	13	18	23	4	58	7.50%
3	Directorate of Coordination Police Wireless (DCPW)	2	3	-	8	13	7.50%
4	National Crime Records Bureau (NCRB)	3	2	1	-	6	7.50%
5	North Eastern Police Academy (NEPA)	2	-	5	18	25	7.50%
6	National Investigation Agency (NIA)	4	1	7	19	31	NA
7	Sardar Vallabhbhai Patel National Police Academy (SVPNPA)	2	-	2	-	4	7.50%
TOTAL		26	24	40	57	147	

(NA) denotes "Not Available"

(NP) denotes "Not Provided"

(-) denotes "Zero"



TABLE 3.3.9 -- ACTUAL STRENGTH OF OTHER BACKWARD CLASSES STAFF IN CENTRAL INVESTIGATION AGENCIES & OTHER CENTRAL POLICE ORGANIZATIONS (CPOs)

AS ON 01.01.2023

SI. No.	CENTRAL INVESTIGATION AGENCIES & OTHER CENTRAL POLICE ORGANIZATIONS (CPOs)	SUB INSPECTOR	ASST. SUB INSPECTOR	HEAD CONSTABLE	CONSTABLE	TOTAL	RESERVATION PERCENTAGE APPROVED BY GOVT.
(1)	(2)	(3)	(4)	(5)	(6)	(7)	(8)
1	Bureau of Police Research & Development (BPR&D)	-	-	13	76	89	There is no reservation policy
2	Central Bureau of Investigation (CBI)	66	3	61	65	195	27.00%
3	Directorate of Coordination Police Wireless (DCPW)	14	1	10	16	41	27.00%
4	National Crime Records Bureau (NCRB)	23	1	-	5	29	27.00%
5	North Eastern Police Academy (NEPA)	-	1	1	17	19	27.50%
6	National Investigation Agency (NIA)	18	28	48	110	204	NA
7	Sardar Vallabhbhai Patel National Police Academy (SVPNPA)	2	-	9	9	20	27.00%
TOTAL		123	34	142	298	597	

(NA) denotes "Not Available"

(NP) denotes "Not Provided"

(-) denotes "Zero"



TABLE 4.1.1 -- TOTAL STATE BUDGET, BUDGET FOR POLICE, BUDGET FOR POLICE TRAINING, POLICE EXPENDITURE FOR THE FINANCIAL YEAR 2021 - 2022 (REVISED) (FIGURES IN CRORES OF RUPEES)

AS ON 01.01.2023

Sl. No.	STATES/UTs	TOTAL STATE BUDGET	POLICE BUDGET	EXPENDITURE FROM POLICE BUDGET	POLICE MODERNIZATION BUDGET	EXPENDITURE FROM POLICE MODERNIZATION BUDGET	POLICE TRAINING BUDGET	EXPENDITURE FROM POLICE TRAINING BUDGET
(1)	(2)	(3)	(4)	(5)	(6)	(7)	(8)	(9)
1	Andhra Pradesh	2,29,779.00	6,363.07	6,343.41	22.25	11.90	53.50	47.99
2	Arunachal Pradesh	25,709.90	1,348.24	1,337.90	1.02	1.02	26.46	26.43
3	Assam	1,36,554.70	5,160.00	4,580.19	26.06	5.64	43.55	35.01
4	Bihar	2,18,303.00	10,631.93	8,374.97	580.14	265.50	605.00	210.77
5	Chhattisgarh	1,03,828.65	4,992.12	4,435.00	25.00	23.96	59.45	49.11
6	Goa	19,654.22	762.81	615.54	2.80	1.45	2.65	2.43
7	Gujarat	2,20,747.57	5,664.53	5,492.10	44.50	23.11	48.89	48.25
8	Haryana	1,53,384.40	5,750.37	5,059.66	15.00	-	48.59	46.55
9	Himachal Pradesh	53,589.00	1,385.00	1,293.00	18.78	3.36	0.47	0.46
10	Jharkhand	80,853.45	5,263.52	5,012.99	143.00	143.00	53.40	48.89
11	Karnataka	2,46,207.00	7,234.00	6,758.36	52.76	52.76	86.47	83.81
12	Kerala	1,17,888.16	5,128.87	5,087.52	172.87	156.97	-	-
13	Madhya Pradesh	2,41,375.23	8,029.98	6,833.73	57.20	57.20	197.22	158.97
14	Maharashtra	5,14,617.39	18,304.98	17,168.96	-	-	141.02	130.63
15	Manipur	32,547.59	2,253.46	2,070.08	26.01	3.63	35.95	31.78
16	Meghalaya	17,603.34	1,153.58	1,072.25	2.15	1.65	6.63	6.03
17	Mizoram	13,475.23	674.66	617.15	5.30	-	18.69	16.27
18	Nagaland	22,816.61	1,575.70	1,575.70	3.39	3.39	0.06	0.06
19	Odisha	1,70,000.00	4,672.68	3,992.43	66.61	66.61	54.04	43.83
20	Punjab	1,36,476.04	7,429.73	7,140.89	30.00	13.00	76.40	71.82
21	Rajasthan	3,19,094.26	7,528.76	7,231.50	163.28	113.61	144.40	137.35
22	Sikkim	2,826.76	518.79	501.97	-	-	4.55	4.36
23	Tamil Nadu	2,54,030.42	8,043.55	8,379.49	0.48	0.40	-	-
24	Telangana	2,30,825.96	5,823.48	6,575.18	271.23	133.11	68.04	60.88
25	Tripura	23,707.29	1,853.11	1,537.84	15.97	5.63	19.00	18.61
26	Uttar Pradesh	5,50,270.78	30,200.64	25,214.27	185.58	45.28	293.74	171.03
27	Uttarakhand	6,557.14	2,336.69	2,133.53	7.49	7.49	17.80	16.47
28	West Bengal	3,08,727.00	12,121.10	11,695.75	585.34	187.09	3.65	1.25
29	A & N Islands	6,129.94	431.92	431.73	28.68	28.67	4.31	4.31
30	Chandigarh	4,941.41	535.25	535.08	-	-	0.55	0.55
31	Dadra and Nagar Haveli and Daman and Diu	3,563.59	78.10	78.10	-	-	-	-
32	Delhi	NA	11,573.44	11,516.77	NA	NA	230.94	230.58
33	Jammu and Kashmir	1,08,621.00	9,736.48	7,337.33	150.00	16.57	102.40	82.00
34	Ladakh	-	327.37	249.28	-	-	-	-
35	Lakshadweep	1,323.01	44.58	46.49	-	-	-	-
36	Puducherry	9,924.41	326.49	292.01	10.69	5.42	-	-
	TOTAL	45,85,953.45	1,95,258.98	1,78,618.15	2,713.58	1,377.43	2,447.82	1,786.48

(NA) denotes "Not Available", (NP) denotes "Not Provided" & (-) denotes "Zero"



TABLE 4.1.2-- TOTAL STATE BUDGET, BUDGET FOR POLICE, BUDGET FOR POLICE TRAINING, POLICE EXPENDITURE FOR THE FINANCIAL YEAR 2022 - 2023 (TENTATIVE) (FIGURES IN CRORES OF RUPEES)

AS ON 01.01.2023

Sl. No.	STATES/UTs	TOTAL STATE BUDGET	POLICE BUDGET	EXPEND-ITURE FROM POLICE BUDGET	POLICE MODERN-IZATION BUDGET	EXPEND-ITURE FROM POLICE MODERN-IZATION BUDGET	POLICE TRAINING BUDGET	EXPEND-ITURE FROM POLICE TRAINING BUDGET
(1)	(2)	(3)	(4)	(5)	(6)	(7)	(8)	(9)
1	Andhra Pradesh	2,56,257.00	6,770.53	6,189.79	32.98	31.78	57.61	58.78
2	Arunachal Pradesh	25,709.36	1,360.61	1,335.19	5.00	17.70	19.32	19.32
3	Assam	1,46,746.20	6,974.73	5,454.75	72.15	46.12	49.87	26.89
4	Bihar	2,23,021.00	11,147.57	8,790.63	408.83	262.43	146.94	73.91
5	Chhattisgarh	1,24,049.04	5,435.20	4,799.00	25.00	9.07	67.56	58.05
6	Goa	24,467.40	980.60	678.99	23.20	0.54	3.32	2.79
7	Gujarat	2,55,717.71	6,685.88	4,553.73	29.93	-	64.18	41.98
8	Haryana	1,77,255.99	6,127.30	5,567.61	21.00	43.25	62.99	65.17
9	Himachal Pradesh	55,056.00	1,583.00	1,582.00	23.43	13.16	0.46	0.45
10	Jharkhand	1,01,101.00	6,539.57	5,559.82	250.18	246.14	66.64	60.34
11	Karnataka	2,65,720.00	7,652.68	5,482.63	16.38	4.61	-	-
12	Kerala	1,29,268.15	4,583.81	4,341.35	181.95	133.93	-	-
13	Madhya Pradesh	2,79,236.81	8,701.13	7,984.74	30.50	11.30	219.21	174.06
14	Maharashtra	6,52,932.14	24,048.29	19,532.15	2.74	-	191.78	159.32
15	Manipur	34,930.43	2,253.46	1,512.06	26.60	21.47	32.13	23.94
16	Meghalaya	18,881.00	1,235.63	826.58	5.97	-	7.31	-
17	Mizoram	10,375.73	623.10	535.33	3.04	-	16.81	15.01
18	Nagaland	24,239.50	1,785.85	1,785.85	17.11	17.11	0.11	0.11
19	Odisha	7,52,785.49	4,766.94	4,348.45	34.65	34.65	53.88	45.84
20	Punjab	1,87,325.32	8,035.33	7,989.61	108.20	44.58	87.62	79.40
21	Rajasthan	3,46,183.97	8,114.66	7,874.10	129.31	50.94	156.65	148.16
22	Sikkim	3,130.89	578.18	578.18	1.51	1.51	4.39	4.39
23	Tamil Nadu	2,84,188.45	9,749.38	10,299.56	-	-	187.39	186.19
24	Telangana	2,56,958.00	7,932.56	7,353.58	-	-	53.16	42.04
25	Tripura	25,169.11	1,902.19	1,700.07	8.76	2.44	24.78	24.77
26	Uttar Pradesh	7,33,723.39	32,257.14	24,890.30	185.58	91.86	321.63	183.83
27	Uttarakhand	7,740.70	2,425.76	532.29	7.49	7.49	17.84	16.47
28	West Bengal	3,21,030.00	12,578.11	11,515.82	438.45	243.77	3.62	2.93
29	A & N Islands	5,763.65	461.99	256.26	32.89	25.69	4.60	3.81
30	Chandigarh	5,382.79	565.94	523.64	-	-	1.05	0.79
31	Dadra and Nagar Haveli and Daman and Diu	3,781.10	80.52	80.52	-	-	0.01	0.10
32	Delhi	NA	10,355.29	7,588.55	NA	NA	381.69	294.56
33	Jammu and Kashmir	1,12,950.00	9,887.80	7,918.14	42.64	0.75	0.60	0.37
34	Ladakh	-	247.61	200.67	-	-	-	-
35	Lakshadweep	1,421.50	72.66	5.39	0.58	-	-	-
36	Puducherry	10,696.16	339.69	323.41	3.95	0.63	-	-
TOTAL		58,63,194.98	2,14,840.69	1,80,490.75	2,169.99	1,362.92	2,305.14	1,813.77

(NA) denotes "Not Available", (NP) denotes "Not Provided" & (-) denotes "Zero"



TABLE 4.1.3-- INCREASE / DECREASE IN TOTAL POLICE EXPENDITURE & TRAINING EXPENDITURE AS COMPARED TO FINANCIAL YEAR 2021 - 2022 (REVISED) & 2022 - 2023 (TENTATIVE) (FIGURES IN CRORES OF RUPEES)

AS ON 01.01.2023

SI. No.	STATES/UTs	TOTAL POLICE EXPENDITURE			TOTAL POLICE TRAINING EXPENDITURE			COL. (7) AS PERCENTAGE OF COL. (4)
		2021 - 2022 (REVISED)	2022 - 2023 (TENTATIVE)	INCREASE/DECREASE	2021 - 2022 (REVISED)	2022 - 2023 (TENTATIVE)	INCREASE/DECREASE	
(1)	(2)	(3)	(4)	(5)	(6)	(7)	(8)	(9)
1	Andhra Pradesh	6,343.41	6,189.79	-153.62	47.99	58.78	10.79	0.95%
2	Arunachal Pradesh	1,337.90	1,335.19	-2.71	26.43	19.32	-7.11	1.45%
3	Assam	4,580.19	5,454.75	874.56	35.01	26.89	-8.12	0.49%
4	Bihar	8,374.97	8,790.63	415.66	210.77	73.91	-136.86	0.84%
5	Chhattisgarh	4,435.00	4,799.00	364.00	49.11	58.05	8.94	1.21%
6	Goa	615.54	678.99	63.46	2.43	2.79	0.36	0.41%
7	Gujarat	5,492.10	4,553.73	-938.37	48.25	41.98	-6.27	0.92%
8	Haryana	5,059.66	5,567.61	507.95	46.55	65.17	18.62	1.17%
9	Himachal Pradesh	1,293.00	1,582.00	289.00	0.46	0.45	-0.01	0.03%
10	Jharkhand	5,012.99	5,559.82	546.83	48.89	60.34	11.45	1.09%
11	Karnataka	6,758.36	5,482.63	-1,275.73	83.81	-	-83.81	0.00%
12	Kerala	5,087.52	4,341.35	-746.17	-	-	-	0.00%
13	Madhya Pradesh	6,833.73	7,984.74	1,151.01	158.97	174.06	15.09	2.18%
14	Maharashtra	17,168.96	19,532.15	2,363.19	130.63	159.32	28.69	0.82%
15	Manipur	2,070.08	1,512.06	-558.02	31.78	23.94	-7.84	1.58%
16	Meghalaya	1,072.25	826.58	-245.67	6.03	-	-6.03	0.00%
17	Mizoram	617.15	535.33	-81.82	16.27	15.01	-1.26	2.80%
18	Nagaland	1,575.70	1,785.85	210.15	0.06	0.11	0.05	0.01%
19	Odisha	3,992.43	4,348.45	356.02	43.83	45.84	2.01	1.05%
20	Punjab	7,140.89	7,989.61	848.72	71.82	79.40	7.58	0.99%
21	Rajasthan	7,231.50	7,874.10	642.60	137.35	148.16	10.81	1.88%
22	Sikkim	501.97	578.18	76.21	4.36	4.39	0.03	0.76%
23	Tamil Nadu	8,379.49	10,299.56	1,920.07	-	186.19	186.19	1.81%
24	Telangana	6,575.18	7,353.58	778.40	60.88	42.04	-18.84	0.57%
25	Tripura	1,537.84	1,700.07	162.23	18.61	24.77	6.16	1.46%
26	Uttar Pradesh	25,214.27	24,890.30	-323.97	171.03	183.83	12.80	0.74%
27	Uttarakhand	2,133.53	532.29	-1,601.24	16.47	16.47	-	3.09%
28	West Bengal	11,695.75	11,515.82	-179.93	1.25	2.93	1.68	0.03%
29	A & N Islands	431.73	256.26	-175.47	4.31	3.81	-0.50	1.49%
30	Chandigarh	535.08	523.64	-11.44	0.55	0.79	0.24	0.15%
31	Dadra and Nagar Haveli and Daman and Diu	78.10	80.52	2.42	-	0.10	0.10	0.12%
32	Delhi	11,516.77	7,588.55	-3,928.22	230.58	294.56	63.98	3.88%
33	Jammu and Kashmir	7,337.33	7,918.14	580.81	82.00	0.37	-81.63	0.00%
34	Ladakh	249.28	200.67	-48.61	-	-	-	0.00%
35	Lakshadweep	46.49	5.39	-41.10	-	-	-	0.00%
36	Puducherry	292.01	323.41	31.40	-	-	-	0.00%
TOTAL		1,78,618.15	1,80,490.75	1,872.60	1,786.48	1,813.77	27.29	1.00%

(NA) denotes "Not Available", (NP) denotes "Not Provided" & (-) denotes "Zero"



TABLE 4.1.4(A) -- MODERNIZATION GRANT BY CENTRAL & STATE GOVT TO THE POLICE & UTILIZATION IN THE FINANCIAL YEAR 2021 - 2022 (REVISED) (FIGURES IN CRORES OF RUPEES)

AS ON 01.01.2023

Sl. No.	STATES/UTs	MODERNIZATION GRANT FROM CENTRAL GOVT	MODERNIZATION GRANT FROM STATE GOVT	COMBINED GRANT (CENTRAL + STATE)	COMBINED (CENTRAL + STATE) EXPENDITURE ON MODERNIZATION BY STATE POLICE
(1)	(2)	(3)	(4)	(5)	(6)
1	Andhra Pradesh	-	-	-	-
2	Arunachal Pradesh	-	-	-	-
3	Assam	19.26	6.80	26.06	5.64
4	Bihar	-	-	-	-
5	Chhattisgarh	5.44	3.63	9.07	4.18
6	Goa	0.26	0.17	0.43	-
7	Gujarat	15.30	29.20	44.50	23.10
8	Haryana	9.00	6.00	15.00	-
9	Himachal Pradesh	16.90	1.88	18.78	3.36
10	Jharkhand	-	-	-	-
11	Karnataka	32.54	21.69	54.23	53.43
12	Kerala	4.48	2.99	7.47	4.26
13	Madhya Pradesh	6.78	4.52	11.30	5.47
14	Maharashtra	3.54	3.29	6.83	4.50
15	Manipur	25.11	0.90	26.01	3.36
16	Meghalaya	-	2.15	2.15	1.65
17	Mizoram	-	-	-	-
18	Nagaland	10.74	-	10.74	10.73
19	Odisha	3.90	2.60	6.50	3.09
20	Punjab	21.04	8.96	30.00	13.33
21	Rajasthan	97.97	65.31	163.28	113.61
22	Sikkim	-	-	-	-
23	Tamil Nadu	-	0.48	0.48	-
24	Telangana	41.24	32.46	73.70	67.87
25	Tripura	12.47	3.50	15.97	5.63
26	Uttar Pradesh	32.02	17.41	49.43	39.90
27	Uttarakhand	-	-	-	-
28	West Bengal	150.80	434.53	585.33	187.09
29	A & N Islands	0.43	-	0.43	0.30
30	Chandigarh	-	-	-	-
31	Dadra and Nagar Haveli and Daman and Diu	-	-	-	-
32	Delhi	-	-	-	-
33	Jammu and Kashmir	51.00	-	51.00	16.57
34	Ladakh	-	-	-	-
35	Lakshadweep	-	-	-	-
36	Puducherry	2.17	-	2.17	5.41
TOTAL		562.39	648.47	1,210.85	572.49

(NA) denotes "Not Available"

(NP) denotes "Not Provided"

(-) denotes "Zero"



TABLE 4.1.4(B) -- MODERNIZATION GRANT BY CENTRAL & STATE GOVT TO POLICE & UTILIZATION IN THE FINANCIAL YEAR 2022 - 2023 (TENTATIVE) (FIGURES IN CRORES OF RUPEES)

AS ON 01.01.2023

SI. No.	STATES/UTs	MODERNIZATION GRANT FROM CENTRAL GOVT	MODERNIZATION GRANT FROM STATE GOVT	COMBINED GRANT (CENTRAL + STATE)	COMBINED (CENTRAL + STATE) EXPENDITURE ON MODERNIZATION BY STATE POLICE
(1)	(2)	(3)	(4)	(5)	(6)
1	Andhra Pradesh	-	-	-	-
2	Arunachal Pradesh	4.50	0.50	5.00	-
3	Assam	53.79	11.74	65.53	46.12
4	Bihar	-	-	-	-
5	Chhattisgarh	-	-	-	-
6	Goa	0.69	0.47	1.16	0.49
7	Gujarat	23.30	6.63	29.93	-
8	Haryana	12.60	8.40	21.00	43.25
9	Himachal Pradesh	22.00	2.43	24.43	13.16
10	Jharkhand	1.88	-	1.88	-
11	Karnataka	4.79	3.19	7.98	5.29
12	Kerala	0.44	-	0.44	-
13	Madhya Pradesh	-	-	-	-
14	Maharashtra	59.61	25.91	85.52	2.92
15	Manipur	25.11	1.48	26.59	21.47
16	Meghalaya	1.78	4.19	5.97	-
17	Mizoram	-	-	-	-
18	Nagaland	3.57	0.40	3.97	-
19	Odisha	13.91	9.27	23.18	-
20	Punjab	68.02	40.00	108.02	44.58
21	Rajasthan	77.59	57.72	135.31	50.94
22	Sikkim	1.37	0.14	1.51	1.51
23	Tamil Nadu	0.54	0.36	0.90	-
24	Telangana	39.98	16.14	56.12	39.90
25	Tripura	-	8.76	8.76	2.44
26	Uttar Pradesh	49.17	42.51	91.68	76.07
27	Uttarakhand	7.90	0.32	8.22	3.78
28	West Bengal	4.71	433.74	438.45	243.77
29	A & N Islands	-	-	-	-
30	Chandigarh	1.00	-	1.00	-
31	Dadra and Nagar Haveli and Daman and Diu	-	-	-	-
32	Delhi	-	-	-	-
33	Jammu and Kashmir	3,554.70	108.50	3,663.20	75.52
34	Ladakh	0.17	-	0.17	0.17
35	Lakshadweep	0.58	-	0.58	-
36	Puducherry	0.89	-	0.89	0.63
TOTAL		4,034.60	782.79	4,817.39	672.00

(NA) denotes "Not Available"

(NP) denotes "Not Provided"

(-) denotes "Zero"



TABLE 4.1.5-- BUDGET & EXPENDITURE OF CAPFs FOR THE FINANCIAL YEAR 2021 - 2022 (REVISED) & FINANCIAL YEAR 2022 - 2023 (TENTATIVE) (FIGURES IN CRORES OF RUPEES)

AS ON 01.01.2023

SI. No.	CENTRAL ARMED POLICE FORCE & SPECIALISED FORCE	FINANCIAL YEAR 2021 - 2022		FINANCIAL YEAR 2022 - 2023	
		(REVISED)		(TENTATIVE)	
		TOTAL BUDGET	TOTAL EXPENDITURE	TOTAL BUDGET	TOTAL EXPENDITURE
(1)	(2)	(3)	(4)	(5)	(6)
1	Assam Rifles	6,235.07	6,224.99	6,733.71	5,470.97
2	Border Security Force	22,116.84	22,054.93	24,112.78	19,404.23
3	Central Industrial Security Force	12,063.51	12,004.41	13,198.88	11,525.48
4	Central Reserve Police Force	27,450.77	27,428.86	32,055.94	24,199.93
5	Indo-Tibetan Border Police	7,628.61	7,560.70	8,226.69	6,499.43
6	National Disaster Response Force	1,453.90	1,441.33	1,571.52	1,567.30
7	National Security Guard	1,137.82	1,098.98	1,435.60	835.61
8	Railway Protection Force	4,805.48	5,167.04	5,264.49	5,276.64
9	Sashastra Seema Bal	7,277.07	7,259.38	7,906.76	7,872.86
TOTAL		90,169.07	90,240.62	1,00,506.37	82,652.45

(NA) denotes "Not Available"

(NP) denotes "Not Provided"

(-) denotes "Zero"



TABLE 5.1.1 -- NUMBER OF POLICE ZONES, RANGES, DISTRICTS, SUB-DIVISIONS, CIRCLES AND SANCTIONED POLICE STATIONS

AS ON 01.01.2023

Sl. No.	STATES/UTs	POLICE ZONES	POLICE RANGES	POLICE DISTRICTS	POLICE SUB-DIVISIONS	POLICE CIRCLES	SANCTIONED POLICE STATIONS
(1)	(2)	(3)	(4)	(5)	(6)	(7)	(8)
1	Andhra Pradesh	-	5	26	112	216	1,028
2	Arunachal Pradesh	1	3	26	29	30	130
3	Assam	-	9	34	21	48	333
4	Bihar	1	15	44	116	211	1,021
5	Chhattisgarh	5	3	33	89	-	482
6	Goa	-	-	-	8	-	45
7	Gujarat	-	9	40	98	85	794
8	Haryana	-	5	24	72	-	417
9	Himachal Pradesh	-	3	14	36	-	152
10	Jharkhand	4	6	24	60	122	564
11	Karnataka	-	7	31	155	178	1,060
12	Kerala	2	4	22	84	-	565
13	Madhya Pradesh	11	15	52	243	-	1,159
14	Maharashtra	45	8	38	386	-	1,191
15	Manipur	3	4	16	26	-	118
16	Meghalaya	-	2	12	10	17	81
17	Mizoram	-	3	11	18	-	45
18	Nagaland	-	4	16	25	2	87
19	Odisha	-	8	36	115	-	679
20	Punjab	-	8	25	97	-	432
21	Rajasthan	-	7	43	-	246	982
22	Sikkim	-	2	6	11	-	30
23	Tamil Nadu	4	11	37	253	-	2,334
24	Telangana	2	4	28	123	357	844
25	Tripura	-	2	8	27	-	84
26	Uttar Pradesh	8	18	75	-	414	1,851
27	Uttarakhand	-	2	13	-	35	162
28	West Bengal	4	10	47	59	102	655
29	A & N Islands	-	-	3	7	-	24
30	Chandigarh	-	-	1	5	-	19
31	Dadra and Nagar Haveli and Daman and Diu	-	-	3	3	-	8
32	Delhi	-	6	15	71	-	225
33	Jammu and Kashmir	2	7	23	67	-	250
34	Ladakh	-	1	-	-	-	10
35	Lakshadweep	-	-	1	3	-	16
36	Puducherry	-	-	2	8	12	55
TOTAL		92	191	829	2,437	2,075	17,932

(NA) denotes "Not Available", (NP) denotes "Not Provided" & (-) denotes "Zero"



TABLE 5.1.2 -- NUMBER OF SANCTIONED (S) AND ACTUAL (A) POLICE STATIONS (RURAL, URBAN & SPECIAL PURPOSE POLICE STATIONS) IN STATES/UTs

AS ON 01.01.2023

Sl. No.	STATES/UTs	RURAL POLICE STATIONS		URBAN POLICE STATIONS		SPECIAL PURPOSE POLICE STATIONS		TOTAL POLICE STATIONS	
		S	A	S	A	S	A	S	A
(1)	(2)	(3)	(4)	(5)	(6)	(7)	(8)	(9)	(10)
1	Andhra Pradesh	702	702	197	197	129	129	1,028	1,028
2	Arunachal Pradesh	60	54	49	47	21	9	130	110
3	Assam	94	94	221	221	18	18	333	333
4	Bihar	677	677	204	204	140	140	1,021	1,021
5	Chhattisgarh	361	355	83	82	38	37	482	474
6	Goa	22	22	8	8	15	15	45	45
7	Gujarat	490	474	131	123	173	171	794	768
8	Haryana	160	160	137	137	120	120	417	417
9	Himachal Pradesh	78	78	46	46	28	28	152	152
10	Jharkhand	332	332	96	96	136	136	564	564
11	Karnataka	539	539	294	294	227	227	1,060	1,060
12	Kerala	368	368	117	117	80	80	565	565
13	Madhya Pradesh	469	469	499	499	191	191	1,159	1,159
14	Maharashtra	778	778	284	284	129	129	1,191	1,191
15	Manipur	84	60	17	17	17	13	118	90
16	Meghalaya	47	47	18	18	16	16	81	81
17	Mizoram	26	26	14	14	5	5	45	45
18	Nagaland	53	53	19	19	15	15	87	87
19	Odisha	391	391	185	185	103	103	679	679
20	Punjab	238	238	144	144	50	50	432	432
21	Rajasthan	519	519	358	358	105	105	982	982
22	Sikkim	18	18	9	9	3	3	30	30
23	Tamil Nadu	850	850	455	455	1,029	1,029	2,334	2,334
24	Telangana	394	394	351	351	99	99	844	844
25	Tripura	44	44	39	39	1	-	84	83
26	Uttar Pradesh	959	959	620	620	272	272	1,851	1,851
27	Uttarakhand	82	82	70	70	10	10	162	162
28	West Bengal	208	208	300	300	147	147	655	655
29	A & N Islands	18	18	3	3	3	3	24	24
30	Chandigarh	-	-	16	16	3	3	19	19
31	Dadra and Nagar Haveli and Daman and Diu	1	1	3	3	4	4	8	8
32	Delhi	-	-	181	181	44	44	225	225
33	Jammu and Kashmir	155	155	56	56	39	39	250	250
34	Ladakh	7	7	2	2	1	1	10	10
35	Lakshadweep	9	9	-	-	7	7	16	16
36	Puducherry	16	16	14	14	25	25	55	55
TOTAL		9,249	9,197	5,240	5,229	3,443	3,423	17,932	17,849

(NA) denotes "Not Available", (NP) denotes "Not Provided" & (-) denotes "Zero"



TABLE 5.1.3 -- NUMBER OF SANCTIONED (S) AND ACTUAL (A) POLICE OUTPOSTS (RURAL, URBAN & RAILWAY) IN STATES/UTs

AS ON 01.01.2023

Sl. No.	STATES/UTs	RURAL POLICE OUTPOSTS		URBAN POLICE OUTPOSTS		RAILWAY POLICE OUTPOSTS		ANY OTHER OUTPOSTS		TOTAL POLICE OUTPOSTS	
		S	A	S	A	S	A	S	A	S	A
(1)	(2)	(3)	(4)	(5)	(6)	(7)	(8)	(9)	(10)	(11)	(12)
1	Andhra Pradesh	14	14	-	-	30	30	-	-	44	44
2	Arunachal Pradesh	5	22	-	-	-	-	-	-	5	22
3	Assam	179	179	96	96	19	19	-	-	294	294
4	Bihar	198	198	64	64	24	24	14	14	300	300
5	Chhattisgarh	103	95	12	12	2	2	-	-	117	109
6	Goa	30	30	7	7	2	2	-	-	39	39
7	Gujarat	941	926	270	270	55	55	-	-	1,266	1,251
8	Haryana	85	150	58	166	8	18	3	3	154	337
9	Himachal Pradesh	92	119	18	22	4	4	-	-	114	145
10	Jharkhand	67	67	18	18	5	5	-	-	90	90
11	Karnataka	232	232	4	4	25	25	-	-	261	261
12	Kerala	15	15	2	2	-	-	-	-	17	17
13	Madhya Pradesh	229	232	329	264	20	20	46	46	624	562
14	Maharashtra	991	991	889	889	49	49	-	-	1,929	1,929
15	Manipur	100	29	15	4	6	-	-	-	121	33
16	Meghalaya	32	38	2	2	-	-	-	-	34	40
17	Mizoram	14	12	1	1	-	-	-	-	15	13
18	Nagaland	20	31	4	4	-	-	-	-	24	35
19	Odisha	298	298	123	123	22	22	-	-	443	443
20	Punjab	103	103	18	18	32	32	-	-	153	153
21	Rajasthan	576	576	641	641	36	36	-	-	1,253	1,253
22	Sikkim	27	27	5	5	-	-	-	-	32	32
23	Tamil Nadu	14	14	3	3	10	10	-	-	27	27
24	Telangana	-	-	38	30	17	17	-	-	55	47
25	Tripura	28	28	7	7	-	-	-	-	35	35
26	Uttar Pradesh	153	153	371	371	43	43	-	-	567	567
27	Uttarakhand	115	108	119	112	3	3	-	-	237	223
28	West Bengal	204	204	188	188	83	83	63	63	538	538
29	A & N Islands	18	23	-	-	-	-	-	-	18	23
30	Chandigarh	-	-	-	12	-	-	-	-	-	12
31	Dadra and Nagar Haveli and Daman and Diu	18	18	3	3	-	-	-	-	21	21
32	Delhi	-	-	-	-	-	-	-	-	-	-
33	Jammu and Kashmir	127	168	33	44	20	20	105	105	285	337
34	Ladakh	6	11	1	4	-	-	-	-	7	15
35	Lakshadweep	2	2	-	-	-	-	-	-	2	2
36	Puducherry	6	6	2	2	-	-	-	-	8	8
TOTAL		5,042	5,119	3,341	3,388	515	519	231	231	9,129	9,257

(NA) denotes "Not Available", (NP) denotes "Not Provided" & (-) denotes "Zero"



TABLE 5.1.4 -- ACTUAL NUMBER OF SPECIAL PURPOSE POLICE STATIONS IN STATES/UTs

AS ON 01.01.2023

Sl. No.	STATES/UTs	CRIME AGAINST SCs/STs/WEAKER SECTIONS	CRIME AGAINST WOMEN & CHILDREN	ANTI CORRUPTION/VIGILANCE POLICE STATION	COASTAL POLICE STATION	CRIME INVESTIGATION DEPARTMENT	ECONOMIC OFFENCES POLICE STATION / WINGS	CYBER CRIME POLICE STATION
(1)	(2)	(3)	(4)	(5)	(6)	(7)	(8)	(9)
1	Andhra Pradesh	-	18	1	21	1	-	3
2	Arunachal Pradesh	-	7	-	-	-	-	1
3	Assam	-	-	1	-	1	1	-
4	Bihar	40	40	2	-	-	1	-
5	Chhattisgarh	27	-	1	-	1	-	1
6	Goa	-	1	1	7	1	1	1
7	Gujarat	-	39	37	22	6	-	24
8	Haryana	-	33	7	-	-	-	29
9	Himachal Pradesh	-	11	13	-	1	-	1
10	Jharkhand	24	41	-	-	-	-	7
11	Karnataka	-	36	-	9	1	-	8
12	Kerala	2	14	-	18	1	-	19
13	Madhya Pradesh	51	52	1	-	4	-	1
14	Maharashtra	-	-	-	44	-	-	46
15	Manipur	-	9	1	-	-	1	1
16	Meghalaya	-	11	-	-	1	1	1
17	Mizoram	-	-	1	-	-	1	1
18	Nagaland	-	11	-	-	1	-	1
19	Odisha	-	6	-	18	1	1	15
20	Punjab	-	10	7	-	-	1	2
21	Rajasthan	-	41	-	-	-	-	33
22	Sikkim	-	-	1	-	1	-	-
23	Tamil Nadu	-	222	46	42	53	49	49
24	Telangana	-	16	-	-	1	-	4
25	Tripura	-	-	-	-	-	-	-
26	Uttar Pradesh	-	-	103	-	-	4	18
27	Uttarakhand	-	2	2	-	-	-	2
28	West Bengal	-	49	1	14	-	-	36
29	A & N Islands	-	-	1	NP	-	-	-
30	Chandigarh	-	1	1	-	-	-	1
31	Dadra and Nagar Haveli and Daman and Diu	-	-	1	3	-	-	-
32	Delhi	-	1	1	-	1	1	15
33	Jammu and Kashmir	-	7	8	-	2	2	2
34	Ladakh	-	-	-	-	-	-	-
35	Lakshadweep	-	-	-	7	-	-	-
36	Puducherry	3	3	1	4	1	1	1
TOTAL		147	681	239	209	79	65	323

(NA) denotes "Not Available", (NP) denotes "Not Provided" & (-) denotes "Zero"



TABLE 5.1.4 -- (CONTINUED ...)

Sl. No.	STATES/UTs	CRIME AGAINST WILD LIFE	NARCOTICS AND DRUG TRAFFICKING	RAILWAY POLICE STATION	TRAFFIC POLICE STATION	TOURIST POLICE STATION	ANY OTHER	TOTAL NO. OF SPECIAL PURPOSE POLICE STATIONS
(1)	(2)	(10)	(11)	(12)	(13)	(14)	(15)	(16)
1	Andhra Pradesh	-	-	34	49	-	2	129
2	Arunachal Pradesh	-	-	-	-	-	1	9
3	Assam	-	-	12	-	-	3	18
4	Bihar	-	-	40	15	2	-	140
5	Chhattisgarh	-	-	5	-	-	2	37
6	Goa	-	1	2	-	-	-	15
7	Gujarat	-	-	24	14	-	5	171
8	Haryana	-	-	16	27	-	8	120
9	Himachal Pradesh	-	-	2	-	-	-	28
10	Jharkhand	-	-	23	16	-	25	136
11	Karnataka	-	43	18	112	-	-	227
12	Kerala	-	-	13	12	-	1	80
13	Madhya Pradesh	-	1	28	51	-	2	191
14	Maharashtra	-	-	39	-	-	-	129
15	Manipur	-	1	-	-	-	-	13
16	Meghalaya	-	-	-	-	-	2	16
17	Mizoram	-	1	-	-	-	1	5
18	Nagaland	-	1	1	-	-	-	15
19	Odisha	-	-	15	9	-	38	103
20	Punjab	-	-	11	-	-	19	50
21	Rajasthan	-	-	25	-	3	3	105
22	Sikkim	-	-	-	-	-	1	3
23	Tamil Nadu	-	15	47	248	-	258	1,029
24	Telangana	-	-	12	63	-	3	99
25	Tripura	-	-	-	-	-	-	-
26	Uttar Pradesh	-	3	65	-	4	75	272
27	Uttarakhand	-	-	4	-	-	-	10
28	West Bengal	-	-	46	-	-	1	147
29	A & N Islands	-	-	-	-	-	2	3
30	Chandigarh	-	-	-	-	-	-	3
31	Dadra and Nagar Haveli and Daman and Diu	-	-	-	-	-	-	4
32	Delhi	-	-	23	-	-	2	44
33	Jammu and Kashmir	-	2	11	-	1	4	39
34	Ladakh	-	-	-	-	-	1	1
35	Lakshadweep	-	-	-	-	-	-	7
36	Puducherry	-	1	-	7	-	3	25
TOTAL		-	69	516	623	10	462	3,423

(NA) denotes "Not Available", (NP) denotes "Not Provided" & (-) denotes "Zero"



TABLE 5.1.5 -- POLICE COMMISSIONERATE SYSTEM IN INDIA

AS ON 01.01.2023

Sl. No.	STATES/UTs	NUMBER OF CITIES HAVING POLICE COMMISSIONERATE SYSTEM	NAME OF CITIES			
(1)	(2)	(3)	(4)			
1	Andhra Pradesh	2	Vijayawada	Visakhapatnam	-	-
2	Arunachal Pradesh	-	-	-	-	-
3	Assam	1	Guwahati	-	-	-
4	Bihar	-	-	-	-	-
5	Chhattisgarh	-	-	-	-	-
6	Goa	-	-	-	-	-
7	Gujarat	4	Ahmedabad	Vadodara	Rajkot	Surat
8	Haryana	4	Gurugram	Faridabad	Sonapat	Panchkula
9	Himachal Pradesh	-	-	-	-	-
10	Jharkhand	-	-	-	-	-
11	Karnataka	6	Bengaluru	Belagavi	Hubballi-Dharwad	Mangalore
			Kalaburagi	Mysore	-	-
12	Kerala	6	Thiruvananthapuram City	Kollam City	Ernakulam City	Thrissur City
			Kozhikkod City	Kannur City	-	-
13	Madhya Pradesh	2	Bhopal	Indore	-	-
14	Maharashtra	12	Mumbai	Pune	Nagpur	Thane
			Navi Mumbai	Nashik	Aurangabad	Amravati
			Solapur	Pimpri Chinchwad	Mumbai Railway	Mira-Bhyindar-Vasai-Virar
15	Manipur	-	-	-	-	-
16	Meghalaya	-	-	-	-	-
17	Mizoram	-	-	-	-	-
18	Nagaland	1	Dimapur	-	-	-
19	Odisha	1	Bhubaneswar-Cuttack	-	-	-
20	Punjab	3	Jalandhar	Ludhiana	Amritsar	-
21	Rajasthan	2	Jaipur	Jodhpur	-	-
22	Sikkim	-	-	-	-	-
23	Tamil Nadu	9	Chennai	Coimbatore	Madurai	Salem
			Thiruchirapalli	Thirunelveli	Thiruppur	Thambaram
			Avadi	-	-	-
24	Telangana	9	Hyderabad	Cyberabad	Rachakonda	Warangal
			Ramagundam	Karimnagar	Nizamabad	Siddipet
			Khammam	-	-	-
25	Tripura	-	-	-	-	-
26	Uttar Pradesh	7	Lucknow	Gutambudh Nagar	Kanpur Nagar	Varanasi
			Prayagraj	Ghaziabad	Agra	-
27	Uttarakhand	-	-	-	-	-
28	West Bengal	7	Kolkata	Howrah	Asansol-Durgapur	Siliguri
			Barrackpore	Bidhannagar	Chandannagar	-
29	A & N Islands	-	-	-	-	-
30	Chandigarh	-	-	-	-	-
31	Dadra and Nagar Haveli and Daman and Diu	-	-	-	-	-
32	Delhi	1	Delhi	-	-	-
33	Jammu and Kashmir	-	-	-	-	-
34	Ladakh	-	-	-	-	-
35	Lakshadweep	-	-	-	-	-
36	Puducherry	-	-	-	-	-
TOTAL		77				

(NA) denotes "Not Available", (NP) denotes "Not Provided" & (-) denotes "Zero"



TABLE 5.1.5 (A) -- SANCTIONED (S) STRENGTH OF CIVIL POLICE IN METRO CITIES HAVING POLICE COMMISSIONERATE SYSTEM

AS ON 01.01.2023

Sl. No.	STATES/UTs	No.	NAMES OF CITIES	DGP	ADGP	IGP	DIGP	SP	ADDL SP	ASP/DY.SP	INSPECTOR	S.I.
(1)	(2)	(3)	(4)	(5)	(6)	(7)	(8)	(9)	(10)	(11)	(12)	(13)
1	Andhra Pradesh	2	Vijayawada	-	1	1	1	6	6	23	50	170
			Visakhapatnam	-	-	1	1	3	4	15	51	164
2	Assam	1	Guwahati	-	-	1	1	12	11	25	24	218
			Ahemmadabad	1	-	2	4	16	-	33	152	795
3	Gujarat	4	Vadodara	-	1	-	1	7	-	17	66	308
			Surat	1	-	1	3	11	-	27	97	454
			Rajkot	-	1	-	1	5	-	12	33	160
			Gurugram	-	-	1	2	8	-	27	117	378
4	Haryana	4	Faridabad	-	-	1	1	7	-	17	87	372
			Sonapat	-	-	1	1	5	-	9	48	126
			Panchkula	-	-	1	-	3	-	9	31	121
			Bengaluru	1	1	3	3	18	-	54	226	1,171
5	Karnataka	6	Belagavi	-	-	-	1	1	1	5	19	40
			Hubballi-Dharwad	-	-	1	-	2	-	6	26	50
			Mangalore	-	-	-	1	-	2	6	24	78
			Kalaburagi	-	-	-	1	2	-	6	17	38
			Mysore	-	-	-	1	2	-	6	29	65
			Thiruvananthapuram City	-	-	1	-	2	-	12	38	173
6	Kerala	6	Kollam City	-	-	-	-	1	2	7	23	90
			Ernakulam City	-	-	1	-	2	-	11	32	131
			Thrissur City	-	-	-	-	1	1	7	24	76
			Kozhikkod City	-	-	-	-	-	-	-	1	15
			Kannur City	-	-	-	-	1	1	6	22	108
			Bhopal	-	-	1	2	8	12	38	155	403
7	Madhya Pradesh	2	Indore	-	-	1	2	8	12	38	148	403
			Mumbai	1	-	5	10	18	-	129	2,125	3,272
8	Maharashtra	12	Pune	-	1	1	4	10	-	24	346	464
			Nagpur	-	1	1	3	10	-	20	302	405
			Thane	1	-	1	4	11	-	28	412	442
			Navi Mumbai	-	1	-	2	-	-	11	274	225
			Nashik	-	-	1	-	4	-	8	121	127
			Aurangabad	-	1	-	-	3	-	8	48	137
			Amravati	-	-	1	1	3	-	7	61	78
			Solapur	-	-	1	1	3	-	7	74	47
			Pimpri Chinchwad	-	1	1	1	3	-	8	141	219
			Mumbai Railway	-	-	-	5	2	8	89	133	
			Mira-Bhyindar-Vasai-Virar	-	1	1	1	3	-	13	182	224
			9	Nagaland	1	Dimapur	-	-	-	1	6	1
10	Odisha	1	Bhubaneswar-Cuttack	-	1	1	1	5	12	33	80	422
11	Punjab	3	Jalandhar	-	-	1	-	1	6	16	33	87
			Ludhiana	-	-	1	-	2	6	18	55	136
			Amritsar	-	-	1	-	2	5	16	47	112
12	Rajasthan	2	Jaipur	-	-	1	3	8	34	35	154	645
			Jodhpur	-	-	1	-	4	16	14	63	216
13	Tamil Nadu	9	Chennai	1	-	5	7	27	8	83	366	1,910
			Coimbatore	-	-	1	-	4	1	15	49	105
			Madurai	-	-	1	-	4	1	18	62	159
			Salem	-	-	1	-	3	-	10	42	65
			Thiruchirapalli	-	-	1	-	3	-	10	42	67
			Thirunelveli	-	-	-	1	3	-	10	27	50
			Thiruppur	-	-	1	-	2	2	11	30	52
			Avadi	-	1	-	1	4	4	17	74	316
			Thambaram	-	1	1	1	5	4	19	74	279
14	Telangana	9	Hyderabad	-	1	3	4	14	22	75	272	848
			Cyberabad	-	-	1	2	11	17	29	121	387
			Rachakonda	-	-	-	2	11	15	26	113	338
			Warangal	-	-	-	1	4	5	18	57	173
			Ramagundam	-	-	-	1	3	4	10	40	110
			Karimnagar	-	-	-	-	1	2	9	24	57
			Nizamabad	-	-	-	-	1	3	9	26	85
			Khammam	-	-	-	-	1	2	10	25	79
			Siddipet	-	-	-	-	1	2	7	24	60
15	Uttar Pradesh	7	Lucknow	-	1	2	-	10	13	28	139	1,904
			Gutambudh Nagar	-	-	1	2	7	9	17	79	1,300
			Kanpur Nagar	-	1	-	2	6	9	20	99	2,135
			Varanasi	-	1	-	2	5	7	13	72	776
			Prayagraj	-	-	1	1	3	4	22	99	1,174
			Ghaziabad	-	-	1	1	3	3	18	96	852
			Agra	-	-	1	1	3	3	14	103	14
16	West Bengal	7	Kolkata	-	3	4	10	35	-	125	558	3,600
			Howrah	-	-	-	1	5	1	10	37	230
			Asansol-Durgapur	-	-	-	1	4	6	15	42	321
			Siliguri	-	-	1	-	4	4	12	33	242
			Barrackpore	-	-	1	2	5	3	20	55	421
			Bidhannagar	-	-	1	1	4	2	11	43	250
			Chandannagar	-	-	1	1	3	2	9	33	198
17	Delhi	1	Delhi	3	15	20	20	50	37	298	1,378	7,658
TOTAL		77		9	35	87	124	481	329	1,841	10,493	39,731

(NA) denotes "Not Available", (NP) denotes "Not Provided" & (-) denotes "Zero"



TABLE 5.1.5 (A) -- (CONTINUED...)

Sl. No.	STATES/UTs	No.	NAMES OF CITIES	A.S.I.	HEAD CONSTABLE	CONSTABLE	OTHERS IF ANY	TOTAL
(1)	(2)	(3)	(4)	(14)	(15)	(16)	(17)	(18)
1	Andhra Pradesh	2	Vijayawada	155	487	1,544	-	2,444
			Visakhapatnam	148	434	1,349	-	2,170
2	Assam	1	Guwahati	166	208	1,824	57	2,547
3	Gujarat	4	Ahemmadabad	1,296	2,342	8,423	-	13,064
			Vadodara	486	917	2,547	-	4,350
			Surat	763	1,429	4,454	-	7,240
			Rajkot	203	333	1,140	-	1,888
4	Haryana	4	Gurugram	780	1,538	5,444	1,133	9,428
			Faridabad	684	1,512	4,872	940	8,493
			Sonipat	279	474	2,392	632	3,967
			Panchkula	179	307	1,212	424	2,287
5	Karnataka	6	Bengaluru	1,633	5,094	10,174	-	18,378
			Belagavi	114	320	699	-	1,200
			Hubbali-Dharwad	190	462	958	-	1,695
			Mangalore	143	401	849	-	1,504
			Kalaburagi	81	223	556	-	924
			Mysore	198	592	1,159	-	2,052
6	Kerala	6	Thiruvananthapuram City	152	578	2,397	-	3,353
			Kollam City	67	301	911	62	1,464
			Ernakulam City	85	421	1,464	85	2,232
			Thrissur City	51	260	1,274	179	1,873
			Kozhikkod City	4	51	185	-	256
			Kannur City	66	254	1,254	-	1,712
7	Madhya Pradesh	2	Bhopal	664	1,304	3,185	100	5,872
			Indore	656	1,135	3,083	105	5,591
8	Maharashtra	12	Mumbai	3,107	15,567	22,150	-	46,384
			Pune	-	-	-	-	850
			Nagpur	682	1,845	5,625	-	8,894
			Thane	874	2,572	5,693	-	10,038
			Navi Mumbai	-	-	-	-	513
			Nashik	285	862	1,924	-	3,332
			Aurangabad	-	-	-	-	197
			Amravati	-	-	-	-	151
			Solapur	-	-	-	-	133
			Pimpri Chinchwad	-	-	-	-	374
			Mumbai Railway	-	-	-	-	237
			Mira-Bhyindar-Vasai-Virar	-	-	-	4	429
9	Nagaland	1	Dimapur	36	127	661	30	896
10	Odisha	1	Bhubaneswar-Cuttack	372	197	3,264	-	4,388
11	Punjab	3	Jalandhar	177	447	2,651	18	3,437
			Ludhiana	383	1,087	3,642	19	5,349
			Amritsar	227	685	3,599	19	4,713
12	Rajasthan	2	Jaipur	1,579	2,198	7,160	-	11,817
			Jodhpur	479	655	2,409	-	3,857
13	Tamil Nadu	9	Chennai	-	2,052	13,385	161	18,005
			Coimbatore	-	197	1,377	-	1,749
			Madurai	-	337	1,924	-	2,506
			Salem	-	191	873	-	1,185
			Thiruchirapalli	-	203	1,102	-	1,428
			Thirunelveli	-	73	546	-	710
			Thiruppur	-	92	811	-	1,001
			Avadi	-	977	1,740	-	3,134
			Thambaram	-	297	1,652	-	2,333
14	Telangana	9	Hyderabad	581	1,586	7,138	-	10,544
			Cyberabad	262	673	3,195	-	4,698
			Rachakonda	294	701	3,502	-	5,003
			Warangal	162	419	1,825	-	2,664
			Ramagundam	119	263	1,325	-	1,875
			Karimnagar	52	135	659	-	939
			Nizamabad	84	213	981	-	1,402
			Khammam	79	175	861	-	1,232
			Siddipet	67	147	732	-	1,040
15	Uttar Pradesh	7	Lucknow	-	2,352	4,889	2,131	11,469
			Gutambudh Nagar	-	1,502	1,846	-	4,763
			Kanpur Nagar	-	2,588	4,533	218	9,611
			Varanasi	-	1,385	3,833	166	6,260
			Prayagraj	-	1,662	4,801	-	7,767
			Ghaziabad	-	2,195	2,118	328	5,615
			Agra	-	2,071	4,326	-	6,536
			Kolkata	3,214	-	16,198	1,978	25,725
16	West Bengal	7	Howrah	365	-	2,613	-	3,262
			Asansol-Durgapur	361	-	2,489	-	3,239
			Siliguri	319	-	2,080	-	2,695
			Barrackpore	553	-	3,418	-	4,478
			Bidhannagar	321	-	2,110	-	2,743
			Chandannagar	298	-	1,690	-	2,235
			Delhi	7,035	21,667	44,068	1,633	83,882
TOTAL	77		31,610	91,772	2,66,767	10,422	4,53,701	

(NA) denotes "Not Available", (NP) denotes "Not Provided" & (-) denotes "Zero"



TABLE 5.1.5 (B) -- SANCTIONED (S) STRENGTH OF DISTRICT ARMED RESERVE (DAR) POLICE IN METRO CITIES HAVING POLICE COMMISSIONERATE SYSTEM

AS ON 01.01.2023

Sl. No.	STATES/UTs	No.	NAMES OF CITIES	DGP	ADGP	IGP	DIGP	SP	ADDL SP
(1)	(2)	(3)	(4)	(5)	(6)	(7)	(8)	(9)	(10)
1	Andhra Pradesh	2	Vijayawada	-	-	-	-	3	-
			Visakhapatnam	-	-	-	-	1	1
2	Assam	1	Guwahati	-	-	-	-	-	-
3	Gujarat	4	Ahemmadabad	-	-	-	-	-	-
			Vadodara	-	-	-	-	-	-
			Surat	-	-	-	-	-	-
			Rajkot	-	-	-	-	-	-
4	Haryana	4	Gurugram	-	-	-	-	-	-
			Faridabad	-	-	-	-	-	-
			Sonipat	-	-	-	-	-	-
			Panchkula	-	-	-	-	-	-
5	Karnataka	6	Bengaluru	-	-	-	-	4	-
			Belagavi	-	-	-	-	-	1
			Hubballi-Dharwad	-	-	-	-	-	-
			Mangalore	-	-	-	-	-	1
			Kalaburagi	-	-	-	-	-	-
			Mysore	-	-	-	-	1	-
6	Kerala	6	Thiruvananthapuram City	-	-	-	-	-	-
			Kollam City	-	-	-	-	-	-
			Ernakulam City	-	-	-	-	-	-
			Thrissur City	-	-	-	-	-	-
			Kozhikkod City	-	-	-	-	-	-
			Kannur City	-	-	-	-	-	-
7	Madhya Pradesh	2	Bhopal	-	-	-	-	-	-
			Indore	-	-	-	-	-	-
8	Maharashtra	12	Mumbai	-	1	-	1	1	-
			Pune	-	-	-	1	4	-
			Nagpur	-	-	-	1	5	-
			Thane	-	-	-	-	-	-
			Navi Mumbai	-	-	-	-	1	-
			Nashik	-	-	-	-	1	-
			Aurangabad	-	-	-	-	-	2
			Amravati	-	-	-	-	-	-
			Solapur	-	-	-	-	1	-
			Pimpri Chinchwad	-	-	-	-	-	-
			Mumbai Railway	-	-	-	-	-	-
			Mira-Bhyindar-Vasai-Virar	-	-	-	-	-	-
9	Nagaland	1	Dimapur	-	-	-	-	-	-
10	Odisha	1	Bhubaneswar-Cuttack	-	-	-	-	-	-
11	Punjab	3	Jalandhar	-	-	-	-	-	-
			Ludhiana	-	-	-	-	-	-
			Amritsar	-	-	-	-	-	-
12	Rajasthan	2	Jaipur	-	-	-	-	-	-
			Jodhpur	-	-	-	-	-	-
13	Tamil Nadu	9	Chennai	-	-	-	-	4	3
			Coimbatore	-	-	-	-	1	1
			Madurai	-	-	-	-	1	1
			Salem	-	-	-	-	-	1
			Thiruchirapalli	-	-	-	-	-	1
			Thirunelveli	-	-	-	-	-	1
			Thiruppur	-	-	-	-	-	1
			Avadi	-	-	-	-	1	-
			Thambaram	-	-	-	-	1	2
14	Telangana	9	Hyderabad	-	-	1	1	2	13
			Cyberabad	-	-	-	-	1	4
			Rachakonda	-	-	-	-	-	3
			Warangal	-	-	-	-	-	1
			Ramagundam	-	-	-	-	-	-
			Karimnagar	-	-	-	-	-	1
			Nizamabad	-	-	-	-	-	1
			Khammam	-	-	-	-	-	1
			Siddipet	-	-	-	-	-	1
15	Uttar Pradesh	7	Lucknow	-	-	-	-	-	-
			Gutambudh Nagar	-	-	-	-	-	-
			Kanpur Nagar	-	-	-	-	-	-
			Varanasi	-	-	-	-	-	-
			Prayagraj	-	-	-	-	-	-
			Ghaziabad	-	-	-	-	-	-
			Agra	-	-	-	-	-	-
16	West Bengal	7	Kolkata	-	-	-	-	-	-
			Howrah	-	-	-	-	-	-
			Asansol-Durgapur	-	-	-	-	-	-
			Siliguri	-	-	-	-	-	-
			Barrackpore	-	-	-	-	-	-
			Bidhannagar	-	-	-	-	-	-
			Chandannagar	-	-	-	-	-	-
17	Delhi	1	Delhi	-	-	-	-	-	-
	TOTAL	77		0	1	1	4	33	41

(NA) denotes "Not Available", (NP) denotes "Not Provided" & (-) denotes "Zero"



TABLE 5.1.5 (B) -- (CONTINUED ...)

Sl. No.	STATES/UTs	No.	NAMES OF CITIES	ASP/DY.SP	INSPECTOR	S.I.	A.S.I.	HEAD CONSTABLE	CONSTABLE	OTHERS IF ANY	TOTAL
(1)	(2)	(3)	(4)	(11)	(12)	(13)	(14)	(15)	(16)	(17)	(18)
1	Andhra Pradesh	2	Vijayawada	4	10	57	63	265	928	-	1,330
			Visakhapatnam	3	7	18	58	190	643	-	921
2	Assam	1	Guwahati	-	1	9	-	62	776	34	882
			Ahemmadabad	3	9	36	316	579	2,696	-	3,639
			Vadodara	-	4	25	103	161	799	-	1,092
3	Gujarat	4	Surat	2	6	26	151	238	1,206	-	1,629
			Rajkot	-	3	16	69	178	820	-	1,086
			Gurugram	-	-	-	-	-	-	-	-
4	Haryana	4	Faridabad	-	-	-	-	-	-	-	-
			Sonipat	-	-	-	-	-	-	-	-
			Panchkula	-	-	-	-	-	-	-	-
			Bengaluru	17	32	172	536	1,628	3,664	-	6,053
5	Karnataka	6	Belagavi	-	3	9	35	96	217	-	361
			Hubbali-Dharwad	-	-	-	-	-	-	-	-
			Mangalore	1	4	14	50	160	357	-	587
			Kalaburagi	2	2	7	25	72	302	-	410
			Mysore	3	6	23	98	277	663	-	1,071
			Thiruvananthapuram City	-	-	-	-	-	-	-	-
			Kollam City	-	-	-	-	-	-	-	-
6	Kerala	6	Ernakulam City	-	-	-	-	-	-	-	-
			Thrissur City	-	-	-	-	-	-	-	-
			Kozhikkod City	-	-	-	-	-	-	-	-
			Kannur City	-	-	-	-	-	-	-	-
7	Madhya Pradesh	2	Bhopal	-	-	-	-	-	-	-	-
			Indore	-	-	-	-	-	-	-	-
			Mumbai	2	50	273	-	-	-	-	328
			Pune	-	4	12	-	-	-	-	21
			Nagpur	-	3	15	-	-	-	-	24
			Thane	-	3	13	-	-	-	-	16
			Navi Mumbai	-	3	40	-	-	-	-	44
			Nashik	-	3	8	-	-	-	-	12
			Aurangabad	-	3	9	-	-	-	-	14
			Amravati	-	3	5	-	-	-	-	8
			Solapur	-	3	4	-	-	-	-	8
			Pimpri Chinchwad	-	-	-	-	-	-	-	-
			Mumbai Railway	-	-	5	-	-	-	-	5
			Mira-Bhyindar-Vasai-Virar	-	-	4	-	-	-	-	4
9	Nagaland	1	Dimapur	-	2	11	-	-	276	-	289
10	Odisha	1	Bhubaneswar-Cuttack	-	4	14	8	192	1,028	-	1,246
			Jalandhar	-	-	-	-	-	-	-	-
11	Punjab	3	Ludhiana	-	-	-	-	-	-	-	-
			Amritsar	-	-	-	-	-	-	-	-
12	Rajasthan	2	Jaipur	-	-	-	-	-	-	-	-
			Jodhpur	-	-	-	-	-	-	-	-
			Chennai	17	85	432	-	753	4,328	-	5,622
			Coimbatore	3	4	37	-	77	745	33	901
			Madurai	3	14	48	-	99	1,046	28	1,240
			Salem	1	4	16	-	24	317	-	363
			Thiruchirapalli	1	6	21	-	51	492	-	572
			Thirunelveli	1	4	17	-	35	408	31	497
			Thiruppur	-	2	13	-	25	337	-	378
			Avadi	3	6	12	-	14	1,018	-	1,054
			Thambaram	5	9	62	-	109	1,059	-	1,247
			Hyderabad	18	28	93	226	668	5,433	-	6,483
			Cyberabad	3	18	50	113	410	1,799	-	2,398
			Rachakonda	4	22	57	128	449	1,992	-	2,655
			Warangal	3	6	15	61	179	836	-	1,101
			Ramagundam	4	6	15	45	134	563	-	767
			Karimnagar	-	4	12	27	81	343	-	468
			Nizamabad	1	6	12	34	102	442	-	598
			Khammam	2	4	10	31	96	395	-	539
			Siddipet	-	5	11	32	95	391	-	535
			Lucknow	-	2	16	-	631	1,543	812	3,004
			Gutambudh Nagar	-	2	8	-	107	491	608	1,216
			Kanpur Nagar	-	2	14	-	328	1,532	2	1,878
			Varanasi	-	2	53	-	265	339	245	904
			Prayagraj	-	2	14	-	296	1,409	807	2,528
			Ghaziabad	-	1	29	-	173	430	4	637
			Agra	-	1	14	-	233	496	-	744
			Kolkata	-	-	-	-	-	-	-	-
			Howrah	1	9	48	92	-	550	-	700
			Asansol-Durgapur	1	12	41	108	-	535	-	697
			Siliguri	1	11	53	84	-	575	-	724
			Barrackpore	2	9	50	92	-	600	-	753
			Bidhannagar	1	8	44	89	-	450	-	592
			Chandannagar	1	8	51	84	-	450	-	594
17	Delhi	1	Delhi	-	-	-	-	-	-	-	-
TOTAL		77		113	470	2,193	2,758	9,532	45,719	2,604	63,469

(NA) denotes "Not Available", (NP) denotes "Not Provided" & (-) denotes "Zero"



TABLE 5.1.5 (C)-- SANCTIONED (S) STRENGTH OF ARMED POLICE IN METRO CITIES HAVING POLICE COMMISSIONERATE SYSTEM AS ON 01.01.2023

Sl. No. (1)	STATES/UTs (2)	No. (3)	NAMES OF CITIES (4)	DGP (5)	ADGP (6)	IGP (7)	DIGP (8)	SP (9)	ADDL SP (10)	ASP/DY.SP (11)
1	Andhra Pradesh	2	Vijayawada	-	-	-	-	1	1	4
			Visakhapatnam	-	-	-	-	1	1	4
2	Assam	1	Guwahati	-	-	-	-	-	-	-
3	Gujarat	4	Ahemmadabad	-	-	-	-	1	-	3
			Vadodara	-	-	1	-	2	-	6
			Surat	-	-	-	-	1	-	3
			Rajkot	-	1	-	-	1	-	3
4	Haryana	4	Gurugram	-	-	-	-	-	-	-
			Faridabad	-	-	-	-	-	-	-
			Sonapat	-	-	-	-	-	-	-
			Panchkula	-	-	-	-	-	-	-
5	Karnataka	6	Bengaluru	-	-	-	-	-	-	-
			Belagavi	-	-	-	-	-	-	-
			Hubballi-Dharwad	-	-	-	-	1	-	-
			Mangalore	-	-	-	-	-	-	-
			Kalaburagi	-	-	-	-	-	-	-
			Mysore	-	-	-	-	-	-	-
6	Kerala	6	Thiruvananthapuram City	-	-	-	-	-	-	-
			Kollam City	-	-	-	-	-	-	-
			Ernakulam City	-	-	-	-	-	-	-
			Thrissur City	-	-	-	-	-	-	-
			Kozhikkod City	-	-	-	-	-	-	-
			Kannur City	-	-	-	-	-	-	-
7	Madhya Pradesh	2	Bhopal	-	-	-	-	-	-	-
			Indore	-	-	-	-	-	-	-
8	Maharashtra	12	Mumbai	-	-	-	1	7	-	5
			Pune	-	-	-	-	-	-	18
			Nagpur	-	-	-	-	-	-	11
			Thane	-	-	-	-	-	-	-
			Navi Mumbai	-	-	-	-	-	-	4
			Nashik	-	-	-	-	-	-	1
			Aurangabad	-	-	-	-	-	-	10
			Amravati	-	-	-	-	-	-	2
			Solapur	-	-	-	-	-	-	4
			Pimpri Chinchwad	-	-	-	-	-	-	-
			Mumbai Railway	-	-	-	-	-	-	-
			Mira-Bhyindar-Vasai-Virar	-	-	-	-	-	-	-
9	Nagaland	1	Dimapur	-	-	-	-	-	-	
10	Odisha	1	Bhubaneswar-Cuttack	-	-	-	-	1	1	8
11	Punjab	3	Jalandhar	-	-	-	-	-	-	-
			Ludhiana	-	-	-	-	-	-	-
			Amritsar	-	-	-	-	-	-	-
12	Rajasthan	2	Jaipur	-	-	-	-	-	-	-
			Jodhpur	-	-	-	-	-	-	-
13	Tamil Nadu	9	Chennai	-	-	-	-	-	-	-
			Coimbatore	-	-	-	-	-	-	-
			Madurai	-	-	-	-	-	-	-
			Salem	-	-	-	-	-	-	-
			Thiruchirappalli	-	-	-	-	-	-	-
			Thirunelveli	-	-	-	-	-	-	-
			Thiruppur	-	-	-	-	-	-	-
			Avadi	-	-	-	-	-	-	-
			Thamaram	-	-	-	-	-	-	-
14	Telangana	9	Hyderabad	-	-	-	-	-	-	-
			Cyberabad	-	-	-	-	-	-	-
			Rachakonda	-	-	-	-	-	-	-
			Warangal	-	-	-	-	-	-	-
			Ramagundam	-	-	-	-	-	-	-
			Karimnagar	-	-	-	-	-	-	-
			Nizamabad	-	-	-	-	-	-	-
			Khammam	-	-	-	-	-	-	-
			Siddipet	-	-	-	-	-	-	-
15	Uttar Pradesh	7	Lucknow	-	-	-	-	-	-	-
			Gutambudh Nagar	-	-	-	-	-	-	-
			Kanpur Nagar	-	-	-	-	-	-	-
			Varanasi	-	-	-	-	-	-	-
			Prayagraj	-	-	-	-	-	-	-
			Ghaziabad	-	-	-	-	-	-	-
			Agra	-	-	-	-	-	-	-
16	West Bengal	7	Kolkata	-	-	-	1	11	-	49
			Howrah	-	-	-	-	-	-	-
			Asansol-Durgapur	-	-	-	-	-	-	-
			Siliguri	-	-	-	-	-	-	-
			Barrackpore	-	-	-	-	-	-	-
			Bidhannagar	-	-	-	-	-	-	-
			Chandannagar	-	-	-	-	-	-	-
17	Delhi	1	Delhi	-	-	-	3	17	48	
TOTAL		77		0	1	1	2	30	20	183

(NA) denotes "Not Available", (NP) denotes "Not Provided" & (-) denotes "Zero"



TABLE 5.1.5 (C)-- (CONTINUED ...)

Sl. No.	STATES/UTs	No.	NAMES OF CITIES	INSPECTOR	S.I.	A.S.I.	HEAD CONSTABLE	CONSTABLE	OTHERS IF ANY	TOTAL
(1)	(2)	(3)	(4)	(12)	(13)	(14)	(15)	(16)	(17)	(18)
1	Andhra Pradesh	2	Vijayawada	15	33	58	324	935	-	1,371
			Visakhapatnam	12	32	53	247	746	-	1,096
2	Assam	1	Guwahati	-	-	-	-	-	-	-
3	Gujarat	4	Ahemmadabad	6	24	98	116	952	-	1,200
			Vadodara	12	48	198	209	1,793	-	2,269
			Surat	6	22	99	106	897	-	1,134
			Rajkot	7	25	110	124	1,031	-	1,302
4	Haryana	4	Gurugram	-	-	-	-	-	-	-
			Faridabad	-	-	-	-	-	-	-
			Sonapat	-	-	-	-	-	-	-
			Panchkula	-	-	-	-	-	-	-
5	Karnataka	6	Bengaluru	-	-	-	-	-	-	-
			Belagavi	-	-	-	-	-	-	-
			Hubbali-Dharwad	3	12	59	173	360	-	608
			Mangalore	-	-	-	-	-	-	-
			Kalaburagi	-	-	-	-	-	-	-
			Mysore	-	-	-	-	-	-	-
6	Kerala	6	Thiruvananthapuram City	-	-	-	-	-	-	-
			Kollam City	-	-	-	-	-	-	-
			Ernakulam City	-	-	-	-	-	-	-
			Thrissur City	-	-	-	-	-	-	-
			Kozhikkod City	-	-	-	-	-	-	-
7	Madhya Pradesh	2	Bhopal	-	-	-	-	-	-	
			Indore	-	-	-	-	-	-	
8	Maharashtra	12	Mumbai	50	273	-	-	-	-	336
			Pune	4	12	-	-	-	-	34
			Nagpur	3	15	-	-	-	-	29
			Thane	3	13	-	-	-	-	16
			Navi Mumbai	3	40	-	-	-	-	47
			Nashik	3	8	-	-	-	-	12
			Aurangabad	3	9	-	-	-	-	22
			Amravati	3	5	-	-	-	-	10
			Solapur	3	4	-	-	-	-	11
			Pimpri Chinchwad	-	-	-	-	-	-	-
			Mumbai Railway	-	5	-	-	-	-	5
			Mira-Bhyindar-Vasai-Virar	-	4	-	-	-	-	4
9	Nagaland	1	Dimapur	-	11	-	-	276	287	
10	Odisha	1	Bhubaneswar-Cuttack	7	30	42	208	829	123	1,249
11	Punjab	3	Jalandhar	-	-	-	-	-	-	-
			Ludhiana	-	-	-	-	-	-	-
			Amritsar	-	-	-	-	-	-	-
12	Rajasthan	2	Jaipur	5	23	-	130	551	-	709
			Jodhpur	-	8	-	64	406	-	478
13	Tamil Nadu	9	Chennai	-	-	-	-	-	-	-
			Coimbatore	-	-	-	-	-	-	-
			Madurai	-	-	-	-	-	-	-
			Salem	-	-	-	-	-	-	-
			Thiruchirapalli	-	-	-	-	-	-	-
			Thirunelveli	-	-	-	-	-	-	-
			Thiruppur	-	-	-	-	-	-	-
			Avadi	-	-	-	-	-	-	-
			Thambaram	-	-	-	-	-	-	-
14	Telangana	9	Hyderabad	-	-	-	-	-	-	-
			Cyberabad	-	-	-	-	-	-	-
			Rachakonda	-	-	-	-	-	-	-
			Warangal	-	-	-	-	-	-	-
			Ramagundam	-	-	-	-	-	-	-
			Karimnagar	-	-	-	-	-	-	-
			Nizamabad	-	-	-	-	-	-	-
			Khammam	-	-	-	-	-	-	-
			Siddipet	-	-	-	-	-	-	-
15	Uttar Pradesh	7	Lucknow	-	-	-	-	-	-	-
			Gutambudh Nagar	-	-	-	-	-	-	-
			Kanpur Nagar	-	-	-	-	-	-	-
			Varanasi	-	-	-	-	-	-	-
			Prayagraj	-	-	-	-	-	-	-
			Ghaziabad	-	-	-	-	-	-	-
			Agra	-	-	-	-	-	-	-
16	West Bengal	7	Kolkata	122	396	1,642	-	7,299	370	9,890
			Howrah	-	-	-	-	-	-	-
			Asansol-Durgapur	-	-	-	-	-	-	-
			Siliguri	-	-	-	-	-	-	-
			Barrackpore	-	-	-	-	-	-	-
			Bidhannagar	-	-	-	-	-	-	-
			Chandannagar	-	-	-	-	-	-	-
17	Delhi	1	Delhi	74	428	277	2,041	6,822	662	10,372
TOTAL		77		344	1,480	2,636	3,742	22,897	1,155	32,491

(NA) denotes "Not Available", (NP) denotes "Not Provided" & (-) denotes "Zero"



TABLE 5.1.6 -- VEHICLES AVAILABLE WITH STATES/UTs POLICE

AS ON 01.01.2023

Sl. No.	STATES/UTs	AVAILABLE					
		HEAVY DUTY		MEDIUM DUTY		LIGHT DUTY	
		TOTAL	IN POLICE STATIONS	TOTAL	IN POLICE STATIONS	TOTAL	IN POLICE STATIONS
(1)	(2)	(3)	(4)	(5)	(6)	(7)	(8)
1	Andhra Pradesh	69	-	472	17	4,374	1,813
2	Arunachal Pradesh	128	40	195	100	942	205
3	Assam	135	3	350	35	1,950	722
4	Bihar	635	68	368	7	4,505	2,235
5	Chhattisgarh	473	24	608	15	1,467	346
6	Goa	20	-	68	1	311	116
7	Gujarat	880	-	1,514	-	4,304	2,212
8	Haryana	212	6	367	22	3,141	1,475
9	Himachal Pradesh	39	-	87	-	399	136
10	Jharkhand	205	44	1,693	165	2,576	1,050
11	Karnataka	481	14	518	16	4,913	2,463
12	Kerala	365	5	241	1	3,424	1,224
13	Madhya Pradesh	670	29	918	34	3,741	1,055
14	Maharashtra	1,197	70	1,628	450	5,976	2,811
15	Manipur	160	-	214	32	1,216	125
16	Meghalaya	185	1	155	9	715	147
17	Mizoram	50	-	145	5	396	62
18	Nagaland	262	-	390	10	867	97
19	Odisha	219	3	677	5	2,320	809
20	Punjab	177	-	622	63	2,617	574
21	Rajasthan	213	3	556	40	2,903	1,305
22	Sikkim	89	10	107	3	174	30
23	Tamil Nadu	779	596	1,880	1,369	6,356	5,322
24	Telangana	81	9	1,022	-	6,298	2,007
25	Tripura	251	2	204	31	1,020	279
26	Uttar Pradesh	1,455	-	1,179	-	10,728	3,317
27	Uttarakhand	210	210	230	230	622	622
28	West Bengal	508	16	1,536	268	5,965	1,867
29	A & N Islands	98	20	-	-	148	54
30	Chandigarh	28	-	62	13	245	37
31	Dadra and Nagar Haveli and Daman and Diu	5	-	8	2	64	52
32	Delhi	197	40	551	310	2,692	917
33	Jammu and Kashmir	792	3	1,412	79	4,855	535
34	Ladakh	45	-	97	2	273	21
35	Lakshadweep	-	-	10	10	59	56
36	Puducherry	8	0	31	7	170	70
TOTAL		11,321	1,216	20,115	3,351	92,726	36,168

(NA) denotes "Not Available", (NP) denotes "Not Provided" & (-) denotes "Zero"



TABLE 5.1.6 -- (CONTINUED ...)

Sl. No.	STATES/UTs	AVAILABLE					TOTAL NUMBERS OF VEHICLES	
		THREE WHEELERS		TWO WHEELERS		BOATS / OTHERS	AVAILA- BLE	IN POLICE STATIONS
		TOTAL	IN POLICE STATIONS	TOTAL	IN POLICE STATIONS	TOTAL		
(1)	(2)	(9)	(10)	(11)	(12)	(13)	(14)	(15)
1	Andhra Pradesh	-	-	4,675	2,542	453	10,043	4,372
2	Arunachal Pradesh	-	-	709	180	67	2,041	525
3	Assam	-	-	1,991	958	39	4,465	1,718
4	Bihar	-	-	3,577	1,164	128	9,213	3,474
5	Chhattisgarh	-	-	3,051	1,240	-	5,599	1,625
6	Goa	-	-	482	198	6	887	315
7	Gujarat	-	-	6,588	5,169	43	13,329	7,381
8	Haryana	-	-	2,544	1,340	12	6,276	2,843
9	Himachal Pradesh	-	-	719	517	-	1,244	653
10	Jharkhand	-	-	2,692	1,019	-	7,166	2,278
11	Karnataka	1	-	6,879	4,528	37	12,829	7,021
12	Kerala	-	-	2,105	1,059	72	6,207	2,289
13	Madhya Pradesh	-	-	6,082	2,758	338	11,749	3,876
14	Maharashtra	-	-	5,426	3,805	55	14,282	7,136
15	Manipur	-	-	247	12	6	1,843	169
16	Meghalaya	-	-	278	116	-	1,333	273
17	Mizoram	-	-	193	26	-	784	93
18	Nagaland	-	-	445	85	-	1,964	192
19	Odisha	37	-	2,657	1,139	3	5,913	1,956
20	Punjab	-	-	2,179	587	149	5,744	1,224
21	Rajasthan	1	-	4,996	3,080	656	9,325	4,428
22	Sikkim	-	-	146	30	-	516	73
23	Tamil Nadu	7	7	10,806	10,561	669	20,497	17,855
24	Telangana	1	-	12,580	3,950	-	19,982	5,966
25	Tripura	-	-	911	390	4	2,390	702
26	Uttar Pradesh	-	-	8,018	3,921	273	21,653	7,238
27	Uttarakhand	-	-	653	653	76	1,791	1,715
28	West Bengal	2	2	7,127	2,801	90	15,228	4,954
29	A & N Islands	-	-	349	171	119	714	245
30	Chandigarh	-	-	499	218	-	834	268
31	Dadra and Nagar Haveli and Daman and Diu	-	-	113	93	23	213	147
32	Delhi	3	-	5,901	3,724	-	9,344	4,991
33	Jammu and Kashmir	-	-	1,238	247	13	8,310	864
34	Ladakh	-	-	161	35	8	584	58
35	Lakshadweep	-	-	84	78	6	159	144
36	Puducherry	0	0	414	284	2	625	361
TOTAL		52	9	1,07,515	58,678	3,347	2,35,076	99,422

(NA) denotes "Not Available", (NP) denotes "Not Provided" & (-) denotes "Zero"



TABLE 5.1.6 (A)- NUMBER OF SPECIAL VEHICLES AVAILABLE WITH STATES/UTs

AS ON 01.01.2023

Sl. No.	STATES/UTs	PCR VEHICLES	MINE PROTECTED VEHICLES	BOMB DISPOSAL VEHICLES	BULLET PROOF VEHICLES	ANTI RIOT POLICE VEHICLE / VAJRA	WATER CANNONS	ALL TERRAIN VEHICLES (ATVs)	ANY OTHER	TOTAL NUMBER OF SPECIAL VEHICLES
(1)	(2)	(3)	(4)	(5)	(6)	(7)	(8)	(9)	(10)	(11)
1	Andhra Pradesh	11	7	45	68	43	2	-	401	577
2	Arunachal Pradesh	65	2	17	-	9	9	-	55	157
3	Assam	62	-	-	75	19	4	-	25	185
4	Bihar	-	106	-	220	102	18	-	-	446
5	Chhattisgarh	13	45	-	89	21	10	-	131	309
6	Goa	62	-	2	2	-	1	2	-	69
7	Gujarat	791	-	44	59	104	40	4	37	1,079
8	Haryana	890	-	14	23	38	24	-	104	1,093
9	Himachal Pradesh	26	-	-	4	2	-	-	14	46
10	Jharkhand	322	105	-	313	42	30	-	-	812
11	Karnataka	420	3	-	26	49	9	3	42	552
12	Kerala	249	-	-	10	13	14	4	-	290
13	Madhya Pradesh	1,000	3	51	16	160	5	-	108	1,343
14	Maharashtra	838	72	78	50	32	16	-	2,054	3,140
15	Manipur	-	-	-	184	2	4	-	6	196
16	Meghalaya	2	-	4	30	10	5	-	-	51
17	Mizoram	15	-	1	5	12	-	-	-	33
18	Nagaland	55	0	4	9	0	2	0	0	70
19	Odisha	139	5	-	7	8	6	-	-	165
20	Punjab	150	-	-	56	11	18	-	-	235
21	Rajasthan	172	-	-	12	65	17	-	390	656
22	Sikkim	-	-	-	-	-	-	-	-	-
23	Tamil Nadu	-	-	-	21	60	36	29	473	619
24	Telangana	847	5	22	101	59	5	-	10	1,049
25	Tripura	-	-	2	4	4	7	-	5	22
26	Uttar Pradesh	4,800	6	31	51	103	5	5	141	5,142
27	Uttarakhand	17	-	1	6	3	4	-	45	76
28	West Bengal	184	18	1	20	7	28	10	398	666
29	A & N Islands	4	-	-	1	2	1	-	10	18
30	Chandigarh	100	-	2	6	5	2	-	-	115
31	Dadra and Nagar Haveli and Daman and Diu	15	-	-	2	1	1	-	-	19
32	Delhi	928	-	-	60	25	10	-	-	1,023
33	Jammu and Kashmir	84	-	2	1,579	119	24	-	-	1,808
34	Ladakh	10	-	-	6	6	-	-	20	42
35	Lakshadweep	-	-	-	-	-	-	-	-	-
36	Puducherry	4	NP	NP	2	2	1	NP	10	19
TOTAL		12,275	377	321	3,117	1,138	358	57	4,479	22,122

(NA) denotes "Not Available", (NP) denotes "Not Provided" & (-) denotes "Zero"



TABLE 5.1.7-- TRANSPORT RESOURCES PER 100 POLICE PERSONNEL

AS ON 01.01.2023

Sl. No.	STATES/UTs	TOTAL POLICE STRENGTH		TOTAL NUMBERS OF VEHICLES AVAILABLE	TRANSPORT RESOURCES PER 100 POLICE PERSONNEL	
		(CIVIL + DISTRICT ARMED RESERVE (DAR) + ARMED + IRB)			S	A
		S	A			
(1)	(2)	(3)	(4)	(5)	(6)	(7)
1	Andhra Pradesh	1,06,368	88,054	10,043	9.44	11.41
2	Arunachal Pradesh	15,298	11,923	2,041	13.34	17.12
3	Assam	81,767	73,188	4,465	5.46	6.10
4	Bihar	1,44,350	1,02,664	9,213	6.38	8.97
5	Chhattisgarh	80,135	64,502	5,599	6.99	8.68
6	Goa	10,806	7,831	887	8.21	11.33
7	Gujarat	1,23,443	88,112	13,329	10.80	15.13
8	Haryana	87,813	59,839	6,276	7.15	10.49
9	Himachal Pradesh	19,207	17,917	1,244	6.48	6.94
10	Jharkhand	82,854	61,917	7,166	8.65	11.57
11	Karnataka	1,11,426	1,01,911	12,829	11.51	12.59
12	Kerala	61,692	53,817	6,207	10.06	11.53
13	Madhya Pradesh	1,25,381	1,04,348	11,749	9.37	11.26
14	Maharashtra	2,32,965	1,72,382	14,282	6.13	8.29
15	Manipur	35,100	30,217	1,843	5.25	6.10
16	Meghalaya	16,840	14,096	1,333	7.92	9.46
17	Mizoram	11,302	7,339	784	6.94	10.68
18	Nagaland	26,709	25,252	1,964	7.35	7.78
19	Odisha	69,690	55,656	5,913	8.48	10.62
20	Punjab	85,324	73,870	5,744	6.73	7.78
21	Rajasthan	1,13,421	95,325	9,325	8.22	9.78
22	Sikkim	6,857	5,724	516	7.53	9.01
23	Tamil Nadu	1,32,462	1,22,470	20,497	15.47	16.74
24	Telangana	86,058	61,811	19,982	23.22	32.33
25	Tripura	29,682	22,934	2,390	8.05	10.42
26	Uttar Pradesh	4,27,700	3,17,747	21,653	5.06	6.81
27	Uttarakhand	22,415	21,316	1,791	7.99	8.40
28	West Bengal	1,65,069	99,997	15,228	9.23	15.23
29	A & N Islands	5,078	4,222	714	14.06	16.91
30	Chandigarh	7,013	5,905	834	11.89	14.12
31	Dadra and Nagar Haveli and Daman and Diu	1,396	1,146	213	15.26	18.59
32	Delhi	94,254	80,583	9,344	9.91	11.60
33	Jammu and Kashmir	94,681	81,171	8,310	8.78	10.24
34	Ladakh	3,330	2,621	584	17.54	22.28
35	Lakshadweep	321	252	159	49.53	63.10
36	Puducherry	4,462	3,246	625	14.01	19.25
TOTAL		27,22,669	21,41,305	2,35,076	8.63	10.98

(NA) denotes "Not Available", (NP) denotes "Not Provided" & (-) denotes "Zero"



TABLE 5.1.8 -- ACTUAL STRENGTH OF VEHICLES AVAILABLE WITH CAPFs

AS ON 01.01.2023

Sl. No.	CENTRAL ARMED POLICE FORCE & SPECIALISED FORCE	HEAVY DUTY	MEDIUM DUTY	LIGHT DUTY	THREE WHEELERS	TWO WHEELERS	TRACTORS	BOATS / OTHERS	TOTAL NUMBERS OF VEHICLES
(1)	(2)	(3)	(4)	(5)	(6)	(7)	(8)	(9)	(10)
1	Assam Rifles	555	636	820	-	237	54	16	2,318
2	Border Security Force	3,301	3,442	5,396	-	5,821	400	439	18,799
3	Central Industrial Security Force	237	342	431	-	219	-	-	1,229
4	Central Reserve Police Force	5,078	4,981	4,707	-	14,995	127	9	29,897
5	Indo-Tibetan Border Police	1,394	665	1,050	-	312	55	-	3,476
6	National Disaster Response Force	311	597	412	-	65	-	1,334	2,719
7	National Security Guard	227	239	320	-	103	5	-	894
8	Railway Protection Force	82	104	476	1	1,494	-	7	2,164
9	Sashastra Seema Bal	1,009	1,140	1,494	-	1,249	104	67	5,063
TOTAL		12,194	12,146	15,106	1	24,495	745	1,872	66,559

(NA) denotes "Not Available"

(NP) denotes "Not Provided"

(-) denotes "Zero"



TABLE 5.1.8 (A)- NUMBER OF SPECIAL PURPOSE VEHICLES AVAILABLE WITH CAPFs

AS ON 01.01.2023

SI. No.	CENTRAL ARMED POLICE FORCE & SPECIALISED FORCE	MINES PROTECT-ED VEHICLES	BOMB DIS-POS-AL VEHICLES	BULLET PROOF VEHICLES				ANTI RIOT POLICE VEHICLE / VAJRA	WA-TER CAN-NONS	JCB	ALL TER-RAIN VEHICLES (ATVs)	ANY OTH-ER	TOTAL SPECIAL PURPOSE VEHICLES AVAILA-BLE
				SUV	BUS-ES	MINI BUS-ES	ANY OTH-ER VEHICLES						
(1)	(2)	(3)	(4)	(5)	(6)	(7)	(8)	(9)	(10)	(11)	(12)	(13)	(14)
1	Assam Rifles	50	-	-	-	-	36	-	-	26	-	-	112
2	Border Security Force	63	-	162	-	1	146	-	2	58	4	474	910
3	Central Industrial Security Force	6	-	3	-	-	20	-	2	-	-	70	101
4	Central Reserve Police Force @							59	10	71	-	75	215
5	Indo-Tibetan Border Police	39	-	-	-	-	50	-	-	18	7	2	116
6	National Disaster Response Force	NA	NA	NA	NA	NA	NA	NA	NA	NA	NA	NA	-
7	National Security Guard	-	-	15	-	-	1	-	-	6	-	17	39
8	Railway Protection Force	-	-	-	-	-	-	-	-	-	-	-	-
9	Sashastra Seema Bal	7	-	14	-	-	56	-	-	-	-	4	81
TOTAL		165	-	194	-	1	309	59	14	179	11	642	1,574

@ It is not advisable to publish the information separately due to security implications.

(NA) denotes "Not Available"

(NP) denotes "Not Provided"

(-) denotes "Zero"



TABLE 5.1.9-- NUMBER OF POLICE STATIONS HAVING / NOT HAVING VEHICLES, TELEPHONES & WIRELESS / MOBILES IN STATES/UTs

AS ON 01.01.2023

Sl. No.	STATES/UTs	TOTAL NUMBER OF ACTUAL POLICE STATION	NUMBER OF POLICE STATIONS					
			HAVING VEHICLES	NOT HAVING VEHICLES	HAVING TELEPHONE	NOT HAVING TELEPHONE	HAVING WIRELESS / MOBILES	NOT HAVING WIRELESS / MOBILES
(1)	(2)	(3)	(4)	(5)	(6)	(7)	(8)	(9)
1	Andhra Pradesh	1,028	1,028	-	1,028	-	1,028	-
2	Arunachal Pradesh	110	110	-	90	20	110	-
3	Assam	333	333	-	206	127	333	-
4	Bihar	1,021	1,021	-	1,021	-	1,021	-
5	Chhattisgarh	474	474	-	450	24	474	-
6	Goa	45	45	-	44	1	45	-
7	Gujarat	768	768	-	768	-	768	-
8	Haryana	417	417	-	417	-	417	-
9	Himachal Pradesh	152	149	3	152	-	152	-
10	Jharkhand	564	517	47	353	211	533	31
11	Karnataka	1,060	1,060	-	1,060	-	1,060	-
12	Kerala	565	565	-	565	-	565	-
13	Madhya Pradesh	1,159	1,159	-	1,159	-	1,159	-
14	Maharashtra	1,191	1,191	-	1,191	-	1,189	2
15	Manipur	90	86	4	20	70	90	-
16	Meghalaya	81	78	3	5	76	81	-
17	Mizoram	45	45	-	18	27	45	-
18	Nagaland	87	87	-	57	30	80	7
19	Odisha	679	679	-	679	-	662	17
20	Punjab	432	432	-	378	54	422	10
21	Rajasthan	982	982	-	961	21	982	-
22	Sikkim	30	30	-	30	-	30	-
23	Tamil Nadu	2,334	2,334	-	2,334	-	2,334	-
24	Telangana	844	844	-	844	-	844	-
25	Tripura	83	83	-	72	11	83	-
26	Uttar Pradesh	1,851	1,851	-	1,851	-	1,643	208
27	Uttarakhand	162	162	-	162	-	162	-
28	West Bengal	655	655	-	655	-	655	-
29	A & N Islands	24	23	1	21	3	24	-
30	Chandigarh@	19	19	-	19	-	NP	NP
31	Dadra and Nagar Haveli and Daman and Diu	8	8	-	8	-	8	-
32	Delhi	225	225	-	225	-	225	-
33	Jammu and Kashmir	250	250	-	250	-	250	-
34	Ladakh	10	10	-	10	-	10	-
35	Lakshadweep	16	16	-	11	5	9	7
36	Puducherry	55	55	-	55	-	55	-
TOTAL		17,849	17,791	58	17,169	680	17,548	282

@ 19 Police Station Includes 1 E-Police Station

(NA) denotes "Not Available", (NP) denotes "Not Provided" & (-) denotes "Zero"



TABLE 5.1.10 -- FAMILY QUARTERS AVAILABLE FOR OFFICERS OF THE RANK OF DY. SP & ABOVE, ASI TO INSPECTOR, CONSTABLE & HEAD CONSTABLE IN STATES/UTs

AS ON 01.01.2023

SL. NO.	STATES/UTs	YEAR OF INCORPORATION OF POLICE HOUSING CORPORATIONS	FAMILY QUARTERS AVAILABLE FOR			TOTAL
			DY. SP & ABOVE	ASI TO INSPECTOR	CONSTABLE & HEAD CONSTABLE	
(1)	(2)	(3)	(4)	(5)	(6)	(7)
1	Andhra Pradesh	1971	19	1,366	20,426	21,811
2	Arunachal Pradesh	2005	32	351	2,710	3,093
3	Assam	1980	11	1,715	8,692	10,418
4	Bihar	1974	366	3,854	11,462	15,682
5	Chhattisgarh	2011	5	3,758	17,303	21,066
6	Goa	NA	11	75	1,302	1,388
7	Gujarat	1988	1,095	3,056	59,915	64,066
8	Haryana	1989	223	1,541	11,743	13,507
9	Himachal Pradesh	NA	120	389	2,408	2,917
10	Jharkhand	2002	66	1,938	2,569	4,573
11	Karnataka	1985	225	3,581	39,905	43,711
12	Kerala	1999	145	745	5,359	6,249
13	Madhya Pradesh	1981	392	5,616	32,967	38,975
14	Maharashtra	1974	524	8,393	72,385	81,302
15	Manipur	1986	133	488	1,309	1,930
16	Meghalaya	*	51	533	2,401	2,985
17	Mizoram	NA	92	279	1,650	2,021
18	Nagaland	1968	172	755	3,885	4,812
19	Odisha	1980	366	3,893	10,241	14,500
20	Punjab	1989	38	854	15,393	16,285
21	Rajasthan	2013	157	2,874	19,443	22,474
22	Sikkim	N/A	31	113	288	432
23	Tamil Nadu	1981	588	5,473	59,861	65,922
24	Telangana	2015	50	1,600	18,726	20,376
25	Tripura	NA	148	887	1,429	2,464
26	Uttar Pradesh	1986	830	9,596	60,216	70,642
27	Uttarakhand	NA	83	681	4,354	5,118
28	West Bengal	1993	365	4,941	10,886	16,192
29	A & N Islands	NA	7	179	1,588	1,774
30	Chandigarh	NA	10	344	2,174	2,528
31	Dadra and Nagar Haveli and Daman and Diu	NA	4	57	265	326
32	Delhi	2007	911	1,900	13,484	16,295
33	Jammu and Kashmir	1997	148	1,224	6,195	7,567
34	Ladakh	NA	8	42	72	122
35	Lakshadweep	NA	2	10	121	133
36	Puducherry	NA	16	100	885	1,001
TOTAL			7,444	73,201	5,24,012	6,04,657

* There is no Police Housing Corporation in Meghalaya Police Department. However, most of the constructions of building/infrastructure works are being carried out by the Meghalaya Government Construction Corporation Limited (MGCCCL) Shillong. The MGCCCL, Shillong has taken up the works for the department since its year of inception i.e 1979-80.

(NA) denotes "Not Available", (NP) denotes "Not Provided" & (-) denotes "Zero"



TABLE 5.2.1-- FAMILY QUARTERS AVAILABLE FOR OFFICERS OF THE RANK OF ASST. COMMANDANT AND ABOVE , ASI TO SUBEDAR MAJOR, CONSTABLE & HEAD CONSTABLE IN CAPFs

AS ON 01.01.2023

SL. NO.	CENTRAL ARMED POLICE FORCE & SPECIALISED FORCE	FAMILY QUARTERS AVAILABLE FOR			
		ASST. COMMANDANT & ABOVE	ASI TO SUBEDAR MAJOR	CONSTABLE & HEAD CONSTABLE	TOTAL
(1)	(2)	(3)	(4)	(5)	(6)
1	Assam Rifles	637	1,548	11,037	13,222
2	Border Security Force	1,552	4,027	29,730	35,309
3	Central Industrial Security Force	220	571	6,186	6,977
4	Central Reserve Police Force	1,829	2,589	45,048	49,466
5	Indo-Tibetan Border Police	817	1,729	9,169	11,715
6	National Disaster Response Force	106	314	970	1,390
7	National Security Guard	325	854	1,941	3,120
8	Railway Protection Force	-	-	-	-
9	Sashastra Seema Bal	480	1,468	6,368	8,316
TOTAL		5,966	13,100	1,10,449	1,29,515

(NA) denotes "Not Available"

(NP) denotes "Not Provided"

(-) denotes "Zero"



TABLE 5.2.1 (A) - EXPENDITURE BY CAPFs HOUSING CORPORATION IN FINANCIAL YEAR 2021 - 2022 (REVISED) (Rs. IN CRORES)

AS ON 01.01.2023

SL. NO.	CENTRAL ARMED POLICE FORCE & SPECIALISED FORCE	TOTAL EXPENDITURE BY POLICE HOUSING CORPORATIONS
(1)	(2)	(3)
1	Assam Rifles	85
2	Border Security Force	212
3	Central Industrial Security Force	25
4	Central Reserve Police Force	329
5	Indo-Tibetan Border Police	98
6	National Disaster Response Force	50
7	National Security Guard	-
8	Railway Protection Force	-
9	Sashastra Seema Bal	89
TOTAL		887

(NA) denotes "Not Available"

(NP) denotes "Not Provided"

(-) denotes "Zero"



TABLE 5.2.1 (B)- EXPENDITURE BY CAPFs HOUSING CORPORATION IN FINANCIAL YEAR 2022 - 2023 (TENTATIVE) (Rs. IN CRORES)

AS ON 01.01.2023

SL. NO.	CENTRAL ARMED POLICE FORCE & SPECIALISED FORCE	TOTAL EXPENDITURE BY POLICE HOUSING CORPORATIONS
(1)	(2)	(3)
1	Assam Rifles	30
2	Border Security Force	64
3	Central Industrial Security Force	18
4	Central Reserve Police Force	233
5	Indo-Tibetan Border Police	150
6	National Disaster Response Force	30
7	National Security Guard	-
8	Railway Protection Force	-
9	Sashastra Seema Bal	56
TOTAL		581

(NA) denotes "Not Available"

(NP) denotes "Not Provided"

(-) denotes "Zero"



**TABLE 5.2.2 (A)- EXPENDITURE BY POLICE HOUSING CORPORATIONS IN FINANCIAL YEAR 2021 - 2022 (REVISED)
(Rs. IN CRORES)**

AS ON 01.01.2023

SI. No.	STATES/UTs	TOTAL EXPENDITURE BY POLICE HOUSING CORPORATIONS
(1)	(2)	(3)
1	Andhra Pradesh	151
2	Arunachal Pradesh	71
3	Assam	7
4	Bihar	297
5	Chhattisgarh	93
6	Goa	NA
7	Gujarat	886
8	Haryana	332
9	Himachal Pradesh	62
10	Jharkhand	122
11	Karnataka	545
12	Kerala	6
13	Madhya Pradesh	567
14	Maharashtra	635
15	Manipur	28
16	Meghalaya	4
17	Mizoram	-
18	Nagaland	11
19	Odisha	377
20	Punjab	102
21	Rajasthan	62
22	Sikkim	-
23	Tamil Nadu	267
24	Telangana	168
25	Tripura	NA
26	Uttar Pradesh	1,487
27	Uttarakhand	35
28	West Bengal	173
29	A & N Islands	-
30	Chandigarh	-
31	Dadra and Nagar Haveli and Daman and Diu	-
32	Delhi	50
33	Jammu and Kashmir	8
34	Ladakh	-
35	Lakshadweep	-
36	Puducherry	3
	TOTAL	6,548

(NA) denotes "Not Available", (NP) denotes "Not Provided" & (-) denotes "Zero"



**TABLE 5.2.2 (B)- EXPENDITURE BY POLICE HOUSING CORPORATIONS IN FINANCIAL YEAR 2022 - 2023 (TENTATIVE)
(Rs. IN CRORES)**

AS ON 01.01.2023

Sl. No.	STATES/UTs	TOTAL EXPENDITURE BY POLICE HOUSING CORPORATIONS
(1)	(2)	(3)
1	Andhra Pradesh	160
2	Arunachal Pradesh	5
3	Assam	10
4	Bihar	339
5	Chhattisgarh	126
6	Goa	NA
7	Gujarat	715
8	Haryana	400
9	Himachal Pradesh	58
10	Jharkhand	161
11	Karnataka	807
12	Kerala	7
13	Madhya Pradesh	925
14	Maharashtra	707
15	Manipur	76
16	Meghalaya	4
17	Mizoram	-
18	Nagaland	11
19	Odisha	537
20	Punjab	45
21	Rajasthan	64
22	Sikkim	-
23	Tamil Nadu	251
24	Telangana	226
25	Tripura	NA
26	Uttar Pradesh	2,561
27	Uttarakhand	36
28	West Bengal	179
29	A & N Islands	-
30	Chandigarh	-
31	Dadra and Nagar Haveli and Daman and Diu	-
32	Delhi	1
33	Jammu and Kashmir	13
34	Ladakh	-
35	Lakshadweep	-
36	Puducherry	3
TOTAL		8,427

(NA) denotes "Not Available", (NP) denotes "Not Provided" & (-) denotes "Zero"



TABLE 5.2.3 -- POLICE OFFICES OPERATED FROM GOVERNMENT /HIRED BUILDINGS

AS ON 01.01.2023

Sl. No.	STATES/UTs	POLICE STATION		POLICE POSTS		DIG/IG RANGE		DISTRICT SP		SDPO/DY. SP		DISTRICT POLICE LINES	
		GOVT.	HIRED	GOVT.	HIRED	GOVT.	HIRED	GOVT.	HIRED	GOVT.	HIRED	GOVT.	HIRED
(1)	(2)	(3)	(4)	(5)	(6)	(7)	(8)	(9)	(10)	(11)	(12)	(13)	(14)
1	Andhra Pradesh	1,019	9	39	5	5	-	22	4	93	19	1	-
2	Arunachal Pradesh	109	1	22	-	3	-	26	-	29	-	26	-
3	Assam	323	10	442	38	14	1	27	3	47	9	33	1
4	Bihar	919	102	184	78	9	3	39	1	131	8	39	1
5	Chhattisgarh	409	65	75	34	5	-	17	16	72	17	28	5
6	Goa	44	1	33	6	3	-	2	-	9	1	2	-
7	Gujarat	742	26	1,251	15	9	-	35	1	98	-	197	-
8	Haryana	376	41	274	63	5	-	24	-	108	4	26	-
9	Himachal Pradesh	130	22	84	54	6	1	15	1	29	4	21	8
10	Jharkhand	558	6	161	44	7	2	26	-	122	13	26	-
11	Karnataka	1,012	48	258	3	7	-	31	-	129	2	33	-
12	Kerala	508	57	28	13	4	-	19	1	113	5	40	-
13	Madhya Pradesh	1,110	49	549	75	27	-	52	-	412	1	52	-
14	Maharashtra	1,052	139	859	301	11	4	65	7	21	63	29,928	222
15	Manipur	87	3	27	6	7	-	14	2	25	1	16	-
16	Meghalaya	68	13	22	18	2	-	7	5	8	2	7	5
17	Mizoram	45	-	12	2	8	-	8	3	18	-	-	-
18	Nagaland	74	13	16	8	2	1	11	6	58	5	11	7
19	Odisha	677	2	400	43	7	1	36	-	112	2	34	-
20	Punjab	386	46	139	14	5	3	26	2	95	27	21	7
21	Rajasthan	955	27	1,124	93	9	-	43	4	249	11	38	1
22	Sikkim	30	-	-	-	2	-	6	-	11	-	-	-
23	Tamil Nadu	1,954	380	27	-	10	1	34	3	228	25	-	-
24	Telangana	788	56	63	7	10	-	33	12	33	29	63	7
25	Tripura	83	-	35	-	2	-	8	-	27	-	8	-
26	Uttar Pradesh	1,829	22	414	153	26	-	75	-	1,028	-	75	-
27	Uttarakhand	143	19	129	108	2	-	13	-	36	2	13	-
28	West Bengal	487	168	308	230	11	3	34	13	44	15	30	13
29	A & N Islands	24	-	23	-	1	-	3	-	7	-	1	-
30	Chandigarh	18	1	11	1	-	-	-	-	-	-	1	-
31	Dadra and Nagar Haveli and Daman and Diu	8	-	21	-	2	-	3	-	3	-	-	-
32	Delhi	212	13	38	2	8	-	15	-	70	-	15	-
33	Jammu and Kashmir	237	13	160	72	7	-	34	-	135	8	23	-
34	Ladakh	8	2	15	-	1	-	-	2	8	2	2	-
35	Lakshadweep	16	-	3	-	-	-	1	-	-	-	-	-
36	Puducherry	53	2	8	-	3	-	2	2	23	1	-	1
TOTAL		16,493	1,356	7,254	1,486	240	20	806	88	3,631	276	30,810	278

(NA) denotes "Not Available", (NP) denotes "Not Provided" & (-) denotes "Zero"



TABLE 6.1.1- NUMBER OF FORENSIC SCIENCE LABORATORIES / MOBILE FORENSIC SCIENCE VANS AVAILABLE WITH STATES/UTs

AS ON 01.01.2023

SI No.	State/UT	Main FSL	Regional FSLs	District Mobile Forensic Units
(1)	(2)	(3)	(4)	(5)
1	Andhra Pradesh	1	5	109
2	Arunachal Pradesh	1	-	-
3	Assam	1	5	-
4	Bihar	1	2	1
5	Chhattisgarh	1	3	5
6	Goa	1	-	2
7	Gujarat	1	7	51
8	Haryana	1	4	17
9	Himachal Pradesh	1	2	3
10	Jharkhand	1	-	24
11	Karnataka	1	7	-
12	Kerala	1	3	19
13	Madhya Pradesh	1	4	50
14	Maharashtra	1	12	45
15	Manipur	1	-	2
16	Meghalaya	1	-	-
17	Mizoram	1	-	-
18	Nagaland	1	-	-
19	Odisha	1	3	24
20	Punjab	1	4	32
21	Rajasthan	1	6	35
22	Sikkim	1	-	1
23	Tamil Nadu	1	10	47
24	Telangana	1	4	-
25	Tripura	1	-	6
26	Uttar Pradesh	1	11	75
27	Uttarakhand	1	1	2
28	West Bengal	1	2	4
29	A & N Islands	1	-	1
30	Delhi	1	1	6
31	Jammu and Kashmir	1	1	20
32	Puduchery	1	-	1
Total		32	97	582

Source: Directorate of Forensic Science Services, MHA

(NA) denotes "Not Available"

(NP) denotes "Not Provided"

(-) denotes "Zero"



TABLE 6.1.1 (A) -- SANCTIONED (S) / ACTUAL (A) STRENGTH OF DIFFERENT RANKS IN STATE FSLs

AS ON 01.01.2023

Sl. No.	STATES/UTs	DIRECTOR		ADDL. DIRECTOR		JOINT DIRECTOR / JD		DEPUTY DIRECTOR / DD		ASST DIRECTOR / AD		SR. SCIENTIFIC OFFICER / SSO	
		S	A	S	A	S	A	S	A	S	A	S	A
(1)	(2)	(3)	(4)	(5)	(6)	(7)	(8)	(9)	(10)	(11)	(12)	(13)	(14)
1	Andhra Pradesh	1	-	-	-	1	1	-	-	11	11	-	-
2	Arunachal Pradesh	-	-	-	-	-	-	-	-	1	1	-	-
3	Assam	1	-	-	-	1	1	9	3	-	-	12	5
4	Bihar	1	-	3	-	-	-	2	-	35	18	-	-
5	Chhattisgarh	1	1	-	-	5	5	-	-	-	-	9	8
6	Goa	-	1	-	-	-	-	-	-	3	2	-	-
7	Gujarat	1	-	1	1	-	-	2	2	11	6	-	-
8	Haryana	1	-	-	-	-	-	4	3	14	10	33	16
9	Himachal Pradesh	1	1	-	-	-	-	1	-	10	8	-	-
10	Jharkhand	1	1	2	-	10	1	5	1	66	40	-	-
11	Karnataka	1	1	-	-	3	2	9	5	20	12	57	25
12	Kerala	1	1	-	-	2	2	-	-	13	13	-	-
13	Madhya Pradesh	1	1	-	-	7	-	-	-	-	-	23	4
14	Maharashtra	2	1	-	-	1	1	24	12	78	34	234	186
15	Manipur	1	1	1	-	2	1	-	-	-	-	-	-
16	Meghalaya	1	1	-	-	-	-	3	2	2	1	-	-
17	Mizoram	1	1	-	-	1	1	1	1	6	5	-	-
18	Nagaland	-	-	-	-	1	1	-	-	1	1	-	-
19	Odisha	1	1	-	-	1	1	1	1	12	12	-	-
20	Punjab	1	1	13	8	-	-	-	-	-	-	-	-
21	Rajasthan	1	1	1	1	-	-	5	1	15	10	40	19
22	Sikkim	1	-	-	-	-	-	-	-	-	-	3	-
23	Tamil Nadu	1	-	1	-	2	2	14	12	17	13	-	-
24	Telangana	1	-	1	1	3	2	-	-	13	13	-	-
25	Tripura	1	1	-	-	-	-	2	2	-	-	5	4
26	Uttar Pradesh	1	-	-	-	2	1	11	8	-	-	-	-
27	Uttarakhand	1	-	-	-	1	2	2	3	-	-	8	2
28	West Bengal	1	1	-	-	1	-	3	-	9	6	26	6
29	A & N Islands	-	-	-	-	-	-	-	-	1	-	1	-
30	Chandigarh	-	-	-	-	-	-	-	-	-	-	-	-
31	Dadra and Nagar Haveli and Daman and Diu	-	-	-	-	-	-	-	-	-	-	-	-
32	Delhi	-	-	-	-	-	-	-	-	-	-	-	-
33	Jammu and Kashmir	1	1	-	-	1	1	8	1	-	-	-	-
34	Ladakh	-	-	-	-	-	-	1	-	-	-	-	-
35	Lakshadweep	-	-	-	-	-	-	-	-	-	-	-	-
36	Puducherry	1	1	NP	NP	NP	NP	NP	NP	1	1	5	2
All India		28	18	23	11	45	25	107	57	339	217	456	277

(NA) denotes "Not Available", (NP) denotes "Not Provided" & (-) denotes "Zero"



TABLE 6.1.1 (A) -- (CONTINUED ...)

Sl. No.	STATES/UTs	SCIENTIFIC OFFICER /SO		JUNIOR SCIENTIFIC OFFICER /JSO		SR. SCIENTIFIC ASTT. /SSA		SCIENTIFIC ASTT. / SA	
		S	A	S	A	S	A	S	A
(1)	(2)	(15)	(16)	(17)	(18)	(19)	(20)	(21)	(22)
1	Andhra Pradesh	11	5	-	-	-	-	-	-
2	Arunachal Pradesh	1	-	-	-	-	-	5	5
3	Assam	10	9	10	3	9	7	13	7
4	Bihar	-	-	-	-	53	13	-	-
5	Chhattisgarh	28	10	-	-	-	-	-	-
6	Goa	7	2	-	-	-	-	10	9
7	Gujarat	61	19	-	-	-	-	77	32
8	Haryana	-	-	-	-	29	7	35	-
9	Himachal Pradesh	9	4	-	-	-	-	9	8
10	Jharkhand	84	67	-	-	-	-	-	-
11	Karnataka	119	96	-	-	-	-	-	-
12	Kerala	26	26	-	-	-	-	-	-
13	Madhya Pradesh	49	33	-	-	-	-	-	-
14	Maharashtra	65	27	-	-	-	-	225	136
15	Manipur	21	7	-	-	-	-	35	8
16	Meghalaya	3	1	-	-	7	1	2	2
17	Mizoram	-	-	10	7	-	-	-	-
18	Nagaland	4	-	-	-	-	-	1	1
19	Odisha	34	15	-	-	-	-	-	-
20	Punjab	25	10	-	-	-	-	34	5
21	Rajasthan	-	-	-	-	18	14	-	-
22	Sikkim	3	2	3	2	-	-	-	-
23	Tamil Nadu	32	31	59	41	-	-	4	3
24	Telangana	28	5	-	-	-	-	28	-
25	Tripura	6	1	-	-	6	5	6	6
26	Uttar Pradesh	14	11	-	-	11	12	16	21
27	Uttarakhand	8	-	-	-	-	-	-	-
28	West Bengal	15	10	-	-	4	2	27	16
29	A & N Islands	-	-	-	-	1	-	1	-
30	Chandigarh	-	-	-	-	-	-	-	-
31	Dadra and Nagar Haveli and Daman and Diu	-	-	-	-	-	-	-	-
32	Delhi	-	-	-	-	-	-	-	-
33	Jammu and Kashmir	19	4	34	11	-	-	-	-
34	Ladakh	3	-	-	-	-	-	-	-
35	Lakshadweep	-	-	-	-	-	-	-	-
36	Puducherry	NP	NP	NP	NP	NP	NP	6	2
All India		685	395	116	64	138	61	534	261

(NA) denotes "Not Available"

(NP) denotes "Not Provided"

(-) denotes "Zero"



TABLE 6.1.1 (A) -- (CONTINUED ...)

Sl. No.	STATES/UTs	JUNIOR LAB ASTT. / LAB ASTT. /JSA/ LA		LAB ATTENDANT		MINISTERIAL STAFF		TOTAL	
		S	A	S	A	S	A	S	A
(1)	(2)	(23)	(24)	(25)	(26)	(27)	(28)	(29)	(30)
1	Andhra Pradesh	2	1	5	-	57	27	88	45
2	Arunachal Pradesh	1	-	-	-	-	-	8	6
3	Assam	-	-	-	-	8	8	73	43
4	Bihar	-	-	40	19	17	1	151	51
5	Chhattisgarh	21	13	25	9	33	9	122	55
6	Goa	-	-	4	1	11	4	35	19
7	Gujarat	24	4	16	15	-	-	193	79
8	Haryana	29	9	34	18	15	9	194	72
9	Himachal Pradesh	12	9	13	6	24	17	79	53
10	Jharkhand	-	-	-	-	98	-	266	110
11	Karnataka	1	1	49	29	96	82	355	253
12	Kerala	-	-	-	-	32	27	74	69
13	Madhya Pradesh	38	23	28	8	31	15	177	84
14	Maharashtra	111	48	256	219	467	322	1,463	986
15	Manipur	13	5	1	1	18	3	92	26
16	Meghalaya	3	2	3	2	15	13	39	25
17	Mizoram	-	-	18	7	8	6	45	28
18	Nagaland	1	-	-	-	1	3	9	6
19	Odisha	33	15	5	2	14	7	101	54
20	Punjab	37	19	46	1	28	18	184	62
21	Rajasthan	121	51	-	-	20	20	221	117
22	Sikkim	4	4	3	1	3	1	20	10
23	Tamil Nadu	18	18	50	38	82	71	280	229
24	Telangana	11	-	2	1	13	12	100	34
25	Tripura	-	-	-	-	13	11	39	30
26	Uttar Pradesh	31	11	-	-	12	8	98	72
27	Uttarakhand	2	1	10	7	20	17	52	32
28	West Bengal	26	3	24	7	56	21	192	72
29	A & N Islands	-	-	-	-	-	-	4	-
30	Chandigarh	-	-	-	-	-	-	-	-
31	Dadra and Nagar Haveli and Daman and Diu	-	-	-	-	-	-	-	-
32	Delhi	-	-	-	-	-	-	-	-
33	Jammu and Kashmir	38	25	38	27	38	37	177	107
34	Ladakh	2	-	-	-	1	-	7	-
35	Lakshadweep	-	-	-	-	-	-	-	-
36	Puducherry	4	NP	3	1	3	3	23	10
All India		583	262	673	419	1,234	772	4,961	2,839

(NA) denotes "Not Available"

(NP) denotes "Not Provided"

(-) denotes "Zero"



TABLE 6.1.1 (B) -- SANCTIONED (S) & ACTUAL (A) STRENGTH OF DIFFERENT RANKS IN REGIONAL FSLs

AS ON 01.01.2023

Sl. No.	STATES/UTs	DIRECTOR		ADDL. DIRECTOR		JOINT DIRECTOR / JD		DEPUTY DIRECTOR / DD		ASST DIRECTOR / AD		SR. SCIENTIFIC OFFICER / SSO	
		S	A	S	A	S	A	S	A	S	A	S	A
(1)	(2)	(3)	(4)	(5)	(6)	(7)	(8)	(9)	(10)	(11)	(12)	(13)	(14)
1	Andhra Pradesh	-	-	-	-	3	3	-	-	14	3	-	-
2	Arunachal Pradesh	-	-	-	-	-	-	-	-	-	-	-	-
3	Assam	-	-	-	-	5	-	6	1	-	-	-	-
4	Bihar	11	-	2	-	-	-	14	-	50	16	-	-
5	Chhattisgarh	-	-	-	-	2	2	-	-	-	-	6	4
6	Goa	NA	NA	NA	NA	NA	NA	NA	NA	NA	NA	NA	NA
7	Gujarat	-	-	-	-	-	-	5	5	24	10	-	-
8	Haryana	-	-	-	-	-	-	-	-	5	3	20	4
9	Himachal Pradesh	-	-	-	-	-	-	2	1	6	4	-	-
10	Jharkhand	-	-	-	-	-	-	-	-	-	-	-	-
11	Karnataka	-	-	-	-	-	-	7	4	34	6	39	27
12	Kerala	-	-	-	-	3	3	-	-	14	14	-	-
13	Madhya Pradesh	-	-	2	-	8	1	-	-	-	-	21	10
14	Maharashtra	-	-	-	-	-	-	12	6	60	28	168	147
15	Manipur	-	-	-	-	-	-	-	-	-	-	-	-
16	Meghalaya	-	-	-	-	-	-	-	-	-	-	-	-
17	Mizoram	-	-	-	-	-	-	-	-	-	-	-	-
18	Nagaland	-	-	-	-	-	-	-	-	-	-	-	-
19	Odisha	-	-	-	-	-	-	3	-	7	6	-	-
20	Punjab	-	-	-	-	-	-	-	-	3	3	-	-
21	Rajasthan	-	-	6	4	-	-	6	-	26	22	32	16
22	Sikkim	-	-	-	-	-	-	-	-	-	-	-	-
23	Tamil Nadu	-	-	-	-	-	-	15	12	11	10	-	-
24	Telangana	-	-	-	-	-	-	-	-	8	8	-	-
25	Tripura	-	-	-	-	-	-	-	-	-	-	-	-
26	Uttar Pradesh	-	-	-	-	2	1	16	16	-	-	-	-
27	Uttarakhand	-	-	-	-	1	-	3	1	-	-	-	-
28	West Bengal	1	-	-	-	-	-	-	-	1	-	4	2
29	A & N Islands	-	-	-	-	-	-	-	-	-	-	-	-
30	Chandigarh	-	-	-	-	-	-	-	-	-	-	-	-
31	Dadra and Nagar Haveli and Daman and Diu	-	-	-	-	-	-	-	-	-	-	-	-
32	Delhi	-	-	-	-	-	-	-	-	-	-	-	-
33	Jammu and Kashmir	-	-	-	-	-	-	-	-	-	-	-	-
34	Ladakh	-	-	-	-	-	-	-	-	-	-	-	-
35	Lakshadweep	-	-	-	-	-	-	-	-	-	-	-	-
36	Puducherry	-	-	-	-	-	-	-	-	-	-	-	-
All India		12	-	10	4	24	10	89	46	263	133	290	210

(NA) denotes "Not Available"

(NP) denotes "Not Provided"

(-) denotes "Zero"



TABLE 6.1.1 (B) -- (CONTINUED...)

Sl. No.	STATES/UTs	SCIENTIFIC OFFICER /SO		JUNIOR SCIENTIFIC OFFICER /JSO		SR. SCIENTIFIC ASST. /SSA		SCIENTIFIC ASST. / SA	
		S	A	S	A	S	A	S	A
(1)	(2)	(15)	(16)	(17)	(18)	(19)	(20)	(21)	(22)
1	Andhra Pradesh	12	7	-	-	-	-	38	31
2	Arunachal Pradesh	-	-	-	-	-	-	-	-
3	Assam	27	14	-	-	-	-	27	3
4	Bihar	-	-	-	-	91	12	-	-
5	Chhattisgarh	18	8	-	-	-	-	-	-
6	Goa	NA	NA	NA	NA	NA	NA	NA	NA
7	Gujarat	108	45	-	-	-	-	95	53
8	Haryana	-	-	-	-	21	-	21	-
9	Himachal Pradesh	8	6	-	-	-	-	8	7
10	Jharkhand	-	-	-	-	-	-	-	-
11	Karnataka	83	78	-	-	-	-	-	-
12	Kerala	18	18	-	-	-	-	-	-
13	Madhya Pradesh	40	40	-	-	-	-	-	-
14	Maharashtra	37	15	-	-	-	-	156	104
15	Manipur	-	-	-	-	-	-	-	-
16	Meghalaya	-	-	-	-	-	-	-	-
17	Mizoram	-	-	-	-	-	-	-	-
18	Nagaland	-	-	-	-	-	-	-	-
19	Odisha	8	8	-	-	-	-	-	-
20	Punjab	6	6	-	-	-	-	6	-
21	Rajasthan	-	-	-	-	5	4	-	-
22	Sikkim	-	-	-	-	-	-	-	-
23	Tamil Nadu	32	31	51	40	-	-	5	4
24	Telangana	8	1	-	-	-	-	8	-
25	Tripura	-	-	-	-	-	-	-	-
26	Uttar Pradesh	111	49	-	-	148	82	220	88
27	Uttarakhand	8	-	-	-	8	-	-	-
28	West Bengal	2	2	-	-	1	1	4	2
29	A & N Islands	-	-	-	-	-	-	-	-
30	Chandigarh	-	-	-	-	-	-	-	-
31	Dadra and Nagar Haveli and Daman and Diu	-	-	-	-	-	-	-	-
32	Delhi	-	-	-	-	-	-	-	-
33	Jammu and Kashmir	-	-	-	-	-	-	-	-
34	Ladakh	-	-	-	-	-	-	-	-
35	Lakshadweep	-	-	-	-	-	-	-	-
36	Puducherry	-	-	-	-	-	-	-	-
	All India	526	328	51	40	274	99	588	292

(NA) denotes "Not Available"

(NP) denotes "Not Provided"

(-) denotes "Zero"



TABLE 6.1.1 (B) -- (CONTINUED...)

Sl. No.	STATES/UTs	JUNIOR LAB ASTT. / LAB ASTT. /JSA/ LA		LAB ATTENDANT		MINISTERIAL STAFF		TOTAL	
		S	A	S	A	S	A	S	A
(1)	(2)	(23)	(24)	(25)	(26)	(27)	(28)	(29)	(30)
1	Andhra Pradesh	-	-	3	-	29	11	99	55
2	Arunachal Pradesh	-	-	-	-	-	-	-	-
3	Assam	-	-	-	-	-	-	65	18
4	Bihar	-	-	99	3	77	3	344	34
5	Chhattisgarh	7	5	8	3	14	2	55	24
6	Goa	NA	NA	NA	NA	NA	NA	-	-
7	Gujarat	40	8	75	63	-	-	347	184
8	Haryana	21	-	17	8	16	16	121	31
9	Himachal Pradesh	8	7	6	5	16	13	54	43
10	Jharkhand	-	-	-	-	-	-	-	-
11	Karnataka	-	-	70	28	196	175	429	318
12	Kerala	-	-	-	-	25	22	60	57
13	Madhya Pradesh	94	21	28	6	22	11	215	89
14	Maharashtra	74	30	184	156	346	242	1,037	728
15	Manipur	-	-	-	-	-	-	-	-
16	Meghalaya	-	-	-	-	-	-	-	-
17	Mizoram	-	-	-	-	-	-	-	-
18	Nagaland	-	-	-	-	-	-	-	-
19	Odisha	8	5	2	2	8	5	36	26
20	Punjab	9	9	9	-	12	12	45	30
21	Rajasthan	82	36	-	-	10	10	167	92
22	Sikkim	-	-	-	-	-	-	-	-
23	Tamil Nadu	13	12	61	46	101	93	289	248
24	Telangana	4	1	-	-	-	-	28	10
25	Tripura	-	-	-	-	-	-	-	-
26	Uttar Pradesh	204	45	-	-	72	4	773	285
27	Uttarakhand	-	1	8	-	15	7	43	9
28	West Bengal	4	-	5	-	20	4	42	11
29	A & N Islands	-	-	-	-	-	-	-	-
30	Chandigarh	-	-	-	-	-	-	-	-
31	Dadra and Nagar Haveli and Daman and Diu	-	-	-	-	-	-	-	-
32	Delhi	-	-	-	-	-	-	-	-
33	Jammu and Kashmir	-	-	-	-	-	-	-	-
34	Ladakh	-	-	-	-	-	-	-	-
35	Lakshadweep	-	-	-	-	-	-	-	-
36	Puducherry	-	-	-	-	-	-	-	-
All India		568	180	575	320	979	630	4,249	2,292

(NA) denotes "Not Available"

(NP) denotes "Not Provided"

(-) denotes "Zero"



TABLE 6.1.1 (C) -- SANCTIONED (S) & ACTUAL (A) STRENGTH OF DIFFERENT RANKS IN FORENSIC UNIT/ DISTRICT MOBILE FORENSIC UNITS (DMFUs)

AS ON 01.01.2023

Sl. No.	STATES/UTs	DIRECTOR		ADDL. DIRECTOR		JOINT DIRECTOR / JD		DEPUTY DIRECTOR / DD		ASST DIRECTOR / AD		SR. SCIENTIFIC OFFICER / SSO	
		S	A	S	A	S	A	S	A	S	A	S	A
(1)	(2)	(3)	(4)	(5)	(6)	(7)	(8)	(9)	(10)	(11)	(12)	(13)	(14)
1	Andhra Pradesh	-	-	-	-	-	-	-	-	-	-	-	-
2	Arunachal Pradesh	-	-	-	-	-	-	-	-	-	-	-	-
3	Assam	-	-	-	-	-	-	-	-	-	-	-	-
4	Bihar	-	-	-	-	-	-	-	-	38	-	-	-
5	Chhattisgarh	-	-	-	-	-	-	-	-	-	-	-	-
6	Goa	NA	NA	NA	NA	NA	NA	NA	NA	NA	NA	NA	NA
7	Gujarat	-	-	-	-	-	-	-	-	-	-	-	-
8	Haryana	-	-	-	-	-	-	-	-	4	4	17	11
9	Himachal Pradesh	-	-	-	-	-	-	-	-	3	3	-	-
10	Jharkhand	-	-	-	-	-	-	-	-	-	-	-	-
11	Karnataka	-	-	-	-	-	-	-	-	-	-	-	-
12	Kerala	-	-	-	-	-	-	-	-	-	-	-	-
13	Madhya Pradesh	-	-	-	-	-	-	-	-	-	-	44	5
14	Maharashtra	-	-	-	-	-	-	-	-	-	-	45	45
15	Manipur	-	-	-	-	-	-	-	-	-	-	-	-
16	Meghalaya	-	-	-	-	-	-	-	-	-	-	-	-
17	Mizoram	-	-	-	-	-	-	-	-	-	-	-	-
18	Nagaland	-	-	-	-	-	-	-	-	-	-	-	-
19	Odisha	-	-	-	-	-	-	-	-	-	-	-	-
20	Punjab	-	-	-	-	-	-	-	-	-	-	-	-
21	Rajasthan	-	-	-	-	-	-	-	-	-	-	14	5
22	Sikkim	-	-	-	-	-	-	-	-	-	-	-	-
23	Tamil Nadu	-	-	-	-	-	-	-	-	38	19	-	-
24	Telangana	-	-	-	-	-	-	-	-	-	-	-	-
25	Tripura	-	-	-	-	-	-	-	-	-	-	-	-
26	Uttar Pradesh	-	-	-	-	-	-	-	-	-	-	-	-
27	Uttarakhand	-	-	-	-	-	-	-	-	-	-	-	-
28	West Bengal	-	-	-	-	-	-	-	-	1	-	2	-
29	A & N Islands	-	-	-	-	-	-	-	-	-	-	-	-
30	Chandigarh	-	-	-	-	-	-	-	-	-	-	-	-
31	Dadra and Nagar Haveli and Daman and Diu	-	-	-	-	-	-	-	-	-	-	-	-
32	Delhi	NP	-	NP	-	NP	-	NP	-	NP	-	NP	23
33	Jammu and Kashmir	-	-	-	-	-	-	-	-	-	-	-	-
34	Ladakh	-	-	-	-	-	-	-	-	-	-	-	-
35	Lakshadweep	-	-	-	-	-	-	-	-	-	-	-	-
36	Puducherry	-	-	-	-	-	-	-	-	-	-	1	1
All India		-	-	-	-	-	-	-	-	84	26	123	90

(NA) denotes "Not Available", (NP) denotes "Not Provided" & (-) denotes "Zero"



TABLE 6.1.1 (C) -- (CONTINUED...)

Sl. No.	STATES/UTs	SCIENTIFIC OFFICER /SO		JUNIOR SCIENTIFIC OFFICER /JSO		SR. SCIENTIFIC ASTT. /SSA		SCIENTIFIC ASTT. / SA	
		S	A	S	A	S	A	S	A
(1)	(2)	(15)	(16)	(17)	(18)	(19)	(20)	(21)	(22)
1	Andhra Pradesh	-	-	-	-	-	-	3	-
2	Arunachal Pradesh	-	-	-	-	-	-	-	-
3	Assam	-	-	7	7	-	-	7	-
4	Bihar	-	-	-	-	38	-	-	-
5	Chhattisgarh	7	3	-	-	-	-	-	-
6	Goa	NA	NA	NA	NA	NA	NA	NA	NA
7	Gujarat	48	22	-	-	-	-	12	3
8	Haryana	-	-	-	-	15	5	9	3
9	Himachal Pradesh	-	-	-	-	-	-	3	1
10	Jharkhand	-	-	-	-	-	-	-	-
11	Karnataka	-	-	-	-	-	-	-	-
12	Kerala	63	59	-	-	-	-	-	-
13	Madhya Pradesh	88	15	-	-	-	-	-	-
14	Maharashtra	-	-	-	-	-	-	-	-
15	Manipur	6	2	-	-	-	-	10	2
16	Meghalaya	-	-	-	-	-	-	-	-
17	Mizoram	-	-	-	-	-	-	-	-
18	Nagaland	-	-	-	-	-	-	-	-
19	Odisha	36	7	-	-	-	-	-	-
20	Punjab	-	-	-	-	-	-	-	-
21	Rajasthan	-	-	-	-	20	9	-	-
22	Sikkim	-	-	-	-	-	-	-	-
23	Tamil Nadu	6	1	-	-	-	-	-	-
24	Telangana	-	-	-	-	-	-	-	-
25	Tripura	4	-	-	-	4	2	-	-
26	Uttar Pradesh	12	1	-	-	38	-	72	-
27	Uttarakhand	-	-	-	-	2	-	-	-
28	West Bengal	7	-	-	-	-	-	9	-
29	A & N Islands	-	-	-	-	-	-	-	-
30	Chandigarh	-	-	-	-	-	-	-	-
31	Dadra and Nagar Haveli and Daman and Diu	-	-	-	-	-	-	-	-
32	Delhi	NP	-	NP	34	NP	-	NP	-
33	Jammu and Kashmir	-	-	-	-	-	-	-	-
34	Ladakh	-	-	-	-	-	-	-	-
35	Lakshadweep	-	-	-	-	-	-	-	-
36	Puducherry	-	-	-	-	-	-	-	-
All India		277	110	7	41	117	16	125	9

(NA) denotes "Not Available"

(NP) denotes "Not Provided"

(-) denotes "Zero"



TABLE 6.1.1 (C) -- (CONTINUED...)

Sl. No.	STATES/UTs	JUNIOR LAB ASTT. / LAB ASTT. /JSA/ LA		LAB ATTENDANT		MINISTERIAL STAFF		TOTAL	
		S	A	S	A	S	A	S	A
(1)	(2)	(23)	(24)	(25)	(26)	(27)	(28)	(29)	(30)
1	Andhra Pradesh	-	-	-	-	-	-	3	-
2	Arunachal Pradesh	-	-	-	-	-	-	-	-
3	Assam	-	-	7	-	-	-	21	7
4	Bihar	-	-	-	-	38	-	114	-
5	Chhattisgarh	4	-	3	-	10	-	24	3
6	Goa	NA	NA	NA	NA	NA	NA	-	-
7	Gujarat	-	-	-	-	-	-	60	25
8	Haryana	-	-	5	-	-	-	50	23
9	Himachal Pradesh	3	-	-	-	-	-	9	4
10	Jharkhand	-	-	-	-	-	-	-	-
11	Karnataka	-	-	-	-	-	-	-	-
12	Kerala	-	-	-	-	-	-	63	59
13	Madhya Pradesh	-	-	-	-	-	-	132	20
14	Maharashtra	-	-	-	-	-	-	45	45
15	Manipur	-	-	-	-	-	-	16	4
16	Meghalaya	-	-	-	-	-	-	-	-
17	Mizoram	-	-	-	-	-	-	-	-
18	Nagaland	-	-	-	-	-	-	-	-
19	Odisha	36	20	36	23	-	-	108	50
20	Punjab	-	-	-	-	-	-	-	-
21	Rajasthan	48	27	-	-	-	-	82	41
22	Sikkim	-	-	-	-	-	-	-	-
23	Tamil Nadu	-	-	-	-	-	-	44	20
24	Telangana	-	-	-	-	-	-	-	-
25	Tripura	-	-	-	-	1	-	9	2
26	Uttar Pradesh	72	-	-	-	-	-	194	1
27	Uttarakhand	-	-	-	-	8	4	10	4
28	West Bengal	9	-	-	-	-	-	28	-
29	A & N Islands	-	-	-	-	-	-	-	-
30	Chandigarh	-	-	-	-	-	-	-	-
31	Dadra and Nagar Haveli and Daman and Diu	-	-	-	-	-	-	-	-
32	Delhi	NP	-	NP	-	NP	-	-	57
33	Jammu and Kashmir	22	1	22	4	-	-	44	5
34	Ladakh	-	-	-	-	-	-	-	-
35	Lakshadweep	-	-	-	-	-	-	-	-
36	Puducherry	-	-	-	-	-	-	1	1
All India		194	48	73	27	57	4	1,057	371

(NA) denotes "Not Available"

(NP) denotes "Not Provided"

(-) denotes "Zero"



TABLE 6.1.2 -- NUMBER OF SERVERS, COMPUTERS, LAPTOPS AVAILABLE WITH STATES/UTs POLICE

AS ON 01.01.2023

SI. No.	STATES/UTs	SERVERS	PERSONAL COMPUTERS	LAPTOPS	PRINTERS
(1)	(2)	(3)	(4)	(5)	(6)
1	Andhra Pradesh	34	8,267	295	1,098
2	Arunachal Pradesh	6	1,351	71	79
3	Assam	24	241	13	250
4	Bihar	5	2,536	199	1,452
5	Chhattisgarh	70	5,764	158	4,284
6	Goa	40	341	427	102
7	Gujarat	90	11,788	750	6,613
8	Haryana	141	4,709	290	3,656
9	Himachal Pradesh	125	2,992	191	1,590
10	Jharkhand	19	2,799	386	735
11	Karnataka	181	11,519	3,250	4,726
12	Kerala	185	7,681	2,992	4,426
13	Madhya Pradesh	232	24,524	2,571	6,889
14	Maharashtra	287	17,950	1,779	160
15	Manipur	31	315	32	300
16	Meghalaya	29	362	30	293
17	Mizoram	3	541	9	219
18	Nagaland	1	550	2	60
19	Odisha	41	6,146	600	3,860
20	Punjab	48	5,855	987	3,258
21	Rajasthan	73	10,600	670	5,490
22	Sikkim	6	190	46	150
23	Tamil Nadu	212	9,580	1,276	3,978
24	Telangana	70	3,692	866	6,814
25	Tripura	18	370	299	408
26	Uttar Pradesh	21	10,715	121	5,181
27	Uttarakhand	-	1,240	53	323
28	West Bengal	151	7,594	319	4,828
29	A & N Islands	18	472	46	354
30	Chandigarh	16	613	26	521
31	Dadra and Nagar Haveli and Daman and Diu	-	251	41	152
32	Delhi	147	11,091	92	9,177
33	Jammu and Kashmir	126	4,969	171	2,931
34	Ladakh	11	427	63	228
35	Lakshadweep	8	103	16	77
36	Puducherry	8	513	6	158
TOTAL		2,466	1,78,651	19,143	84,820

(NA) denotes "Not Available", (NP) denotes "Not Provided" & (-) denotes "Zero"



TABLE 6.1.2 (A) -- NUMBER OF SERVERS, COMPUTERS, LAPTOPS & PRINTERS AVAILABLE WITH CENTRAL ARMED POLICE FORCES (CAPFs)

AS ON 01.01.2023

SI. No.	CENTRAL ARMED POLICE FORCE & SPECIALISED FORCE	SERVERS	PERSONAL COMPUTERS	LAPTOPS	PRINTERS
(1)	(2)	(3)	(4)	(5)	(6)
1	Assam Rifles	75	3,620	189	1,258
2	Border Security Force	202	10,006	1,489	4,473
3	Central Industrial Security Force	7	1,174	178	258
4	Central Reserve Police Force	15	12,806	1,021	4,747
5	Indo-Tibetan Border Police	13	5,263	225	4,456
6	National Disaster Response Force	2	960	69	495
7	National Security Guard	25	1,088	147	155
8	Railway Protection Force	349	4,432	91	3,440
9	Sashastra Seema Bal	17	1,561	25	1,497
TOTAL		705	40,910	3,434	20,779

(NA) denotes "Not Available"

(NP) denotes "Not Provided"

(-) denotes "Zero"



TABLE 6.1.2 (B)-- NUMBER OF SERVERS, COMPUTERS, LAPTOPS & PRINTERS AVAILABLE WITH CPOs

AS ON 01.01.2023

SI. No.	CENTRAL INVESTIGATION AGENCIES & OTHER CENTRAL POLICE ORGANIZATIONS (CPOs)	SERVERS	PERSONAL COMPUTERS	LAPTOPS	PRINTERS
(1)	(2)	(3)	(4)	(5)	(6)
1	Bureau of Police Research & Development (BPR&D)	11	716	41	251
2	Central Bureau of Investigation (CBI)	48	2,829	1,247	2,474
3	Directorate of Coordination Police Wireless (DCPW)	14	258	44	239
4	National Crime Records Bureau (NCRB)	43	502	22	180
5	North Eastern Police Academy (NEPA)	2	207	20	50
6	National Investigation Agency (NIA)	19	651	126	423
7	Sardar Vallabhbhai Patel National Police Academy (SVPNPA)	15	1,100	450	200
TOTAL		152	6,263	1,950	3,817

(NA) denotes "Not Available"

(NP) denotes "Not Provided"

(-) denotes "Zero"



TABLE 6.1.3 -- NUMBER OF CCTV CAMERAS, SPEED GUNS & BREATH ANALYZERS AVAILABLE WITH STATES/UTs POLICE

AS ON 01.01.2023

SI. No.	STATES/UTs	CCTV CAMERAS	SPEED GUNS	BREATH ANALYSERS
(1)	(2)	(3)	(4)	(5)
1	Andhra Pradesh	14,770	61	1,321
2	Arunachal Pradesh	99	11	129
3	Assam	558	6	242
4	Bihar	135	47	2,004
5	Chhattisgarh	4,843	53	903
6	Goa	524	13	117
7	Gujarat	14,354	299	3,486
8	Haryana	3,532	54	738
9	Himachal Pradesh	2,545	128	460
10	Jharkhand	769	16	286
11	Karnataka	1,907	68	1,563
12	Kerala	7,099	18	983
13	Madhya Pradesh	42,534	78	1,156
14	Maharashtra	37,486	729	2,094
15	Manipur	222	-	34
16	Meghalaya	300	6	80
17	Mizoram	793	8	253
18	Nagaland	32	-	50
19	Odisha	780	18	1,150
20	Punjab	9,097	52	793
21	Rajasthan	6,718	98	4,701
22	Sikkim	-	1	7
23	Tamil Nadu	88,060	626	3,400
24	Telangana	2,82,558	53	498
25	Tripura	398	16	207
26	Uttar Pradesh	3,066	205	2,316
27	Uttarakhand	965	68	538
28	West Bengal	8,060	212	710
29	A & N Islands	597	4	62
30	Chandigarh	1,345	6	70
31	Dadra and Nagar Haveli and Daman and Diu	219	3	47
32	Delhi	10,094	110	369
33	Jammu and Kashmir	2,770	13	88
34	Ladakh	828	4	7
35	Lakshadweep	-	-	15
36	Puducherry	-	1	20
TOTAL		5,48,057	3,085	30,897

(NA) denotes "Not Available", (NP) denotes "Not Provided" & (-) denotes "Zero"



TABLE 6.1.4 -- NUMBER OF ANIMALS IN THE STATES/UTs POLICE

AS ON 01.01.2023

SI. No.	STATES/UTs	TRACKER DOGS	SNIFFER DOGS	HORSES	CAMELS	ANY OTHER	TOTAL
(1)	(2)	(3)	(4)	(5)	(6)	(7)	(8)
1	Andhra Pradesh	39	131	-	-	15	185
2	Arunachal Pradesh	1	4	-	-	-	5
3	Assam	4	10	19	-	-	33
4	Bihar	20	25	72	-	21	138
5	Chhattisgarh	26	54	20	-	2	102
6	Goa	5	9	-	-	-	14
7	Gujarat	49	76	462	24	-	611
8	Haryana	17	65	61	-	-	143
9	Himachal Pradesh	7	11	-	-	-	18
10	Jharkhand	11	13	17	-	-	41
11	Karnataka	119	130	51	-	-	300
12	Kerala	57	97	19	-	-	173
13	Madhya Pradesh	58	83	124	-	-	265
14	Maharashtra	102	194	10	-	56	362
15	Manipur	-	6	-	-	-	6
16	Meghalaya	2	10	-	-	-	12
17	Mizoram	3	5	-	-	-	8
18	Nagaland	-	3	-	-	-	3
19	Odisha	27	17	-	-	149	193
20	Punjab	18	67	8	-	-	93
21	Rajasthan	12	30	102	-	-	144
22	Sikkim	1	2	-	-	-	3
23	Tamil Nadu	68	89	29	-	6	192
24	Telangana	125	332	45	-	36	538
25	Tripura	1	6	-	-	-	7
26	Uttar Pradesh	91	70	253	-	10	424
27	Uttarakhand	5	16	24	-	-	45
28	West Bengal	17	76	105	-	-	198
29	A & N Islands	2	9	-	-	-	11
30	Chandigarh	2	7	40	-	-	49
31	Dadra and Nagar Haveli and Daman and Diu	1	1	1	-	-	3
32	Delhi	9	44	15	-	-	68
33	Jammu and Kashmir	-	44	6	-	-	50
34	Ladakh	4	2	-	-	-	6
35	Lakshadweep	-	-	-	-	-	-
36	Puducherry	3	7	-	-	1	11
TOTAL		906	1,745	1,483	24	296	4,454

(NA) denotes "Not Available", (NP) denotes "Not Provided" & (-) denotes "Zero"



TABLE 6.1.5 -- NUMBER OF ANIMALS IN THE CAPFs

AS ON 01.01.2023

SI. No.	CENTRAL ARMED POLICE FORCE & SPECIALISED FORCE	TRACKER DOGS	SNIFFER DOGS	HORSES	CAMELS	ANY OTHER	TOTAL
(1)	(2)	(3)	(4)	(5)	(6)	(7)	(8)
1	Assam Rifles	35	103	33	-	37	208
2	Border Security Force	153	364	125	590	-	1,232
3	Central Industrial Security Force	32	482	-	-	-	514
4	Central Reserve Police Force	20	64	-	-	881	965
5	Indo-Tibetan Border Police	13	116	48	-	461	638
6	National Disaster Response Force	NA	NA	NA	NA	142	142
7	National Security Guard	4	26	-	-	29	59
8	Railway Protection Force	92	290	-	-	-	382
9	Sashastra Seema Bal	67	225	13	-	8	313
TOTAL		416	1,670	219	590	1,558	4,453

(NA) denotes "Not Available"

(NP) denotes "Not Provided"

(-) denotes "Zero"



TABLE-6.1.6 NUMBER OF ACTUAL/EXISTING (RURAL + URBAN + SPECIAL PURPOSE) POLICE STATIONS INSTALLED WITH CCTVs CAMERA IN STATES/UTs

AS ON 01.01.2023

SI No.	STATE/UT	NUMBER OF ACTUAL/ EXISTING RURAL POLICE STATIONS INSTALLED WITH CCTVs CAMERA	NUMBER OF ACTUAL/ EXISTING URBAN POLICE STATIONS INSTALLED WITH CCTVs CAMERA	NUMBER OF ACTUAL/EXISTING SPECIAL PURPOSE POLICE STATIONS INSTALLED WITH CCTVs CAMERA	TOTAL NUMBER OF ACTUAL/EXISTING (RURAL +URBAN+ SPECIAL PURPOSE) POLICE STATIONS INSTALLED WITH CCTVs CAMERA
		(a)	(b)	(c)	(d)= (a)+ (b)+ (c)
1	Andhra Pradesh	441	148	10	599
2	Arunachal Pradesh	54	47	9	110
3	Assam	93	221	8	322
4	Bihar	677	204	140	1,021
5	Chhattisgarh	337	80	30	447
6	Goa	21	8	15	44
7	Gujarat	446	100	76	622
8	Haryana	160	137	108	405
9	Himachal Pradesh	77	45	15	137
10	Jharkhand	24	96	1	121
11	Karnataka	537	293	222	1,052
12	Kerala	368	115	40	523
13	Madhya Pradesh	457	491	188	1,136
14	Maharashtra	777	274	31	1,082
15	Manipur	4	-	-	4
16	Meghalaya	40	18	13	71
17	Mizoram	26	14	4	44
18	Nagaland	53	19	14	86
19	Odisha	362	162	67	591
20	Punjab	235	144	41	420
21	Rajasthan	483	334	73	890
22	Sikkim	18	9	2	29
23	Tamil Nadu	850	455	292	1,597
24	Telangana	386	334	30	750
25	Tripura	42	31	-	73
26	Uttar Pradesh	887	581	65	1,533
27	Uttarakhand	82	70	10	162
28	West Bengal	208	300	147	655
29	A & N Islands	18	3	3	24
30	Chandigarh	-	16	3	19
31	Dadra and Nagar Haveli and Daman and Diu	1	3	4	8
32	Delhi	-	181	16	197
33	Jammu and Kashmir	23	56	2	81
34	Ladakh	7	2	1	10
35	Lakshadweep	-	-	-	-
36	Puducherry	-	-	-	-
Total		8,194	4,991	1,680	14,865

(NA) denotes "Not Available", (NP) denotes "Not Provided" & (-) denotes "Zero"



TABLE 6.1.7-- NUMBER OF COMPANIES OF CENTRAL ARMED POLICE FORCES (BSF, CRPF, CISF, ITBP, ETC.) DEPLOYED IN THE STATES/UTs FOR OVER SIX MONTHS DURING CALENDAR YEAR 2022

AS ON 01.01.2023

Sl. No.	STATES/UTs	NUMBER OF COMPANIES
(1)	(2)	(3)
1	Andhra Pradesh	23
2	Arunachal Pradesh	25
3	Assam	85
4	Bihar	46
5	Chhattisgarh	286
6	Goa	-
7	Gujarat	-
8	Haryana	10
9	Himachal Pradesh	-
10	Jharkhand	138
11	Karnataka	-
12	Kerala	-
13	Madhya Pradesh	15
14	Maharashtra	5
15	Manipur	53
16	Meghalaya	11
17	Mizoram	53
18	Nagaland	5
19	Odisha	99
20	Punjab	6
21	Rajasthan	-
22	Sikkim	2
23	Tamil Nadu	-
24	Telangana	19
25	Tripura	109
26	Uttar Pradesh	24
27	Uttarakhand	-
28	West Bengal	23
29	A & N Islands	1
30	Chandigarh	6
31	Dadra and Nagar Haveli and Daman and Diu	-
32	Delhi	99
33	Jammu and Kashmir	811
34	Ladakh	2
35	Lakshadweep	1
36	Puducherry	-
	TOTAL	1,957

(NA) denotes "Not Available", (NP) denotes "Not Provided" & (-) denotes "Zero"



TABLE 6.1.8-- NUMBER OF POLICE PERSONNEL DIRECTLY RECRUITED/ INDUCTED IN STATES/UTs DURING THE CALENDAR YEAR 2022

AS ON 01.01.2023

Sl. No.	STATES/UTs	CONSTABLE						HEAD CONSTABLE					
		CIVIL PO-LICE	DIS-TRICT ARMED RE-SERVE	STATE ARMED BAT-TALION	IRB	ANY OTH-ER	TOTAL	CIVIL PO-LICE	DIS-TRICT ARMED RE-SERVE	STATE ARMED BAT-TALION	IRB	ANY OTHER	TO-TAL
(1)	(2)	(3)	(4)	(5)	(6)	(7)	(8)	(9)	(10)	(11)	(12)	(13)	(14)
1	Andhra Pradesh	-	-	-	-	-	-	-	-	-	-	-	-
2	Arunachal Pradesh	-	-	-	-	-	-	-	-	-	-	-	-
3	Assam	3,006	-	-	-	-	3,006	-	-	-	-	-	-
4	Bihar	6,694	-	1,553	-	-	8,247	-	-	-	-	-	-
5	Chhattisgarh	2,057	-	-	-	-	2,057	-	-	-	-	-	-
6	Goa	-	-	-	-	-	-	-	-	-	-	-	-
7	Gujarat	5,212	797	4,450	-	-	10,459	-	-	-	-	-	-
8	Haryana	-	-	678	-	516	1,194	-	-	-	-	-	-
9	Himachal Pradesh	-	-	157	958	-	1,115	-	-	-	-	-	-
10	Jharkhand	-	-	-	-	-	-	-	-	-	-	-	-
11	Karnataka	1,591	3,484	-	-	-	5,075	-	-	-	-	-	-
12	Kerala	-	-	-	-	-	-	-	-	-	-	-	-
13	Madhya Pradesh	5,415	-	604	-	-	6,019	-	-	-	-	-	-
14	Maharashtra	1,809	2	138	-	39	1,988	-	-	16	-	102	118
15	Manipur	-	-	480	1,350	-	1,830	-	-	-	-	-	-
16	Meghalaya	-	-	-	-	-	-	-	-	-	-	-	-
17	Mizoram	221	-	50	-	-	271	-	-	-	-	10	10
18	Nagaland	-	-	-	-	-	-	-	-	-	-	-	-
19	Odisha	171	-	-	-	-	171	-	-	-	-	-	-
20	Punjab	2,015	-	2,343	-	-	4,358	-	-	-	-	-	-
21	Rajasthan	1,026	-	122	36	-	1,184	-	-	-	-	-	-
22	Sikkim	-	-	-	-	-	-	-	-	-	-	-	-
23	Tamil Nadu	-	2,182	1,092	-	-	3,274	-	-	-	-	-	-
24	Telangana	-	-	-	-	-	-	-	-	-	-	-	-
25	Tripura	18	-	-	-	-	18	-	-	-	-	-	-
26	Uttar Pradesh	366	-	-	-	-	366	-	-	-	-	-	-
27	Uttarakhand	30	-	6	-	3	39	-	-	-	-	-	-
28	West Bengal	5,997	-	-	-	19	6,016	-	-	-	-	-	-
29	A & N Islands	-	-	-	-	-	-	-	-	-	-	-	-
30	Chandigarh	-	-	-	-	33	33	-	-	-	-	-	-
31	Dadra and Nagar Haveli and Daman and Diu	-	-	-	-	-	-	-	-	-	-	-	-
32	Delhi	-	-	-	-	4,924	4,924	-	-	-	-	-	-
33	Jammu and Kashmir	303	-	1,071	-	-	1,374	-	-	-	-	-	-
34	Ladakh	218	-	-	-	-	218	-	-	-	-	-	-
35	Lakshadweep	-	-	-	-	-	-	-	-	-	-	-	-
36	Puducherry	420	-	-	-	-	420	164	-	-	-	-	164
TOTAL		36,569	6,465	12,744	2,344	5,534	63,656	164	-	16	-	112	292

(NA) denotes "Not Available", (NP) denotes "Not Provided" & (-) denotes "Zero"



TABLE 6.1.8-- (CONTINUED ...)

Sl. No.	STATES/UTs	ASI/ RASI						SI/RSI					
		CIVIL POLICE	DIS-TRICT ARMED RE-SERVE	STATE ARMED BAT-TALION	IRB	ANY OTH-ER	TO-TAL	CIVIL POLICE	DIS-TRICT ARMED RE-SERVE	STATE ARMED BAT-TALION	IRB	ANY OTH-ER	TOTAL
(1)	(2)	(15)	(16)	(17)	(18)	(19)	(20)	(21)	(22)	(23)	(24)	(25)	(26)
1	Andhra Pradesh	-	-	-	-	-	-	-	-	-	-	-	-
2	Arunachal Pradesh	-	-	-	-	-	-	-	-	-	-	-	-
3	Assam	-	-	-	-	-	-	306	-	-	-	-	306
4	Bihar	109	-	-	-	-	109	3,977	-	-	-	-	3,977
5	Chhattisgarh	-	-	-	-	-	-	-	-	-	-	-	-
6	Goa	-	-	-	-	-	-	-	-	-	-	-	-
7	Gujarat	983	-	-	-	-	983	300	-	72	-	27	399
8	Haryana	-	-	-	-	-	-	465	-	-	-	-	465
9	Himachal Pradesh	-	-	-	-	-	-	-	-	-	-	1	1
10	Jharkhand	-	-	-	-	-	-	-	-	-	-	-	-
11	Karnataka	-	-	-	-	-	-	-	-	-	-	-	-
12	Kerala	175	-	-	-	-	175	-	-	-	-	-	-
13	Madhya Pradesh	-	-	-	-	-	-	-	-	-	-	-	-
14	Maharashtra	-	-	22	-	-	22	547	-	-	-	-	547
15	Manipur	-	-	-	-	-	-	-	-	-	-	-	-
16	Meghalaya	-	-	-	-	-	-	-	-	-	-	-	-
17	Mizoram	-	-	-	-	-	-	-	-	-	-	-	-
18	Nagaland	-	-	-	-	-	-	-	-	-	-	-	-
19	Odisha	-	-	-	-	-	-	134	-	120	-	-	254
20	Punjab	-	-	-	-	-	-	-	-	-	-	-	-
21	Rajasthan	-	-	-	-	-	-	64	-	3	-	-	67
22	Sikkim	-	-	-	-	-	-	-	-	-	-	-	-
23	Tamil Nadu	-	-	-	-	-	-	397	41	-	-	-	438
24	Telangana	-	-	-	-	-	-	-	-	-	-	-	-
25	Tripura	-	-	-	-	-	-	22	-	-	-	-	22
26	Uttar Pradesh	-	-	-	-	1,014	1,014	9,035	-	484	-	338	9,857
27	Uttarakhand	-	-	-	-	-	-	-	-	-	-	-	-
28	West Bengal	192	-	-	-	4	196	116	-	-	-	11	127
29	A & N Islands	-	-	-	-	-	-	-	-	-	-	-	-
30	Chandigarh	-	-	-	-	-	-	-	-	-	-	-	-
31	Dadra and Nagar Haveli and Daman and Diu	-	-	-	-	-	-	-	-	-	-	-	-
32	Delhi	-	-	-	-	-	-	-	-	-	-	342	342
33	Jammu and Kashmir	-	-	-	-	-	-	-	-	-	-	-	-
34	Ladakh	-	-	-	-	-	-	-	-	-	-	-	-
35	Lakshadweep	-	-	-	-	-	-	-	-	-	-	-	-
36	Puducherry	-	-	-	-	-	-	-	-	-	-	-	-
TOTAL		1,459	-	22	-	1,018	2,499	15,363	41	679	-	719	16,802

(NA) denotes "Not Available", (NP) denotes "Not Provided" & (-) denotes "Zero"



TABLE 6.1.8-- (CONTINUED ...)

Sl. No.	STATES/UTs	ASP/DY.SP/ASST. COMMANDANT						ANY OTHER					
		CIVIL POLICE	DISTRICT ARMED RESERVE	STATE ARMED BATTALION	IRB	ANY OTHER	TOTAL	CIVIL POLICE	DISTRICT ARMED RESERVE	STATE ARMED BATTALION	IRB	ANY OTHER	TOTAL
(1)	(2)	(27)	(28)	(29)	(30)	(31)	(32)	(33)	(34)	(35)	(36)	(37)	(38)
1	Andhra Pradesh	-	-	-	-	-	-	-	-	-	-	-	-
2	Arunachal Pradesh	-	-	-	-	-	-	-	-	-	-	-	-
3	Assam	71	-	-	-	-	71	-	-	-	-	-	-
4	Bihar	91	-	-	-	-	91	-	-	-	-	-	-
5	Chhattisgarh	34	-	-	-	-	34	-	-	-	-	-	-
6	Goa	-	-	-	-	-	-	-	-	-	-	-	-
7	Gujarat	-	-	-	-	-	-	-	-	-	-	-	-
8	Haryana	-	-	-	-	-	-	-	-	-	-	-	-
9	Himachal Pradesh	-	-	-	-	-	-	-	-	-	-	-	-
10	Jharkhand	-	-	-	-	-	-	-	-	-	-	-	-
11	Karnataka	-	-	-	-	-	-	-	-	-	-	-	-
12	Kerala	-	-	-	-	-	-	-	-	-	-	-	-
13	Madhya Pradesh	-	-	-	-	-	-	-	-	-	-	-	-
14	Maharashtra	-	-	-	-	-	-	-	-	-	-	-	-
15	Manipur	-	-	-	-	-	-	-	-	-	-	-	-
16	Meghalaya	-	-	-	-	-	-	-	-	-	-	-	-
17	Mizoram	8	-	-	-	-	8	-	-	-	-	-	-
18	Nagaland	-	-	-	-	-	-	-	-	-	-	-	-
19	Odisha	92	-	-	-	-	92	-	-	-	-	-	-
20	Punjab	26	-	-	-	-	26	-	-	-	-	86	86
21	Rajasthan	-	-	-	-	-	-	-	-	-	-	-	-
22	Sikkim	-	-	-	-	-	-	-	-	-	-	-	-
23	Tamil Nadu	-	-	-	-	-	-	-	-	-	-	-	-
24	Telangana	-	-	-	-	-	-	-	-	-	-	-	-
25	Tripura	8	-	-	-	-	8	-	-	-	1,423	-	1,423
26	Uttar Pradesh	25	-	-	-	-	25	-	-	-	-	-	-
27	Uttarakhand	-	-	-	-	-	-	-	-	-	-	-	-
28	West Bengal	2	-	-	-	-	2	354	-	-	-	-	354
29	A & N Islands	-	-	-	-	-	-	-	-	-	-	-	-
30	Chandigarh	-	-	-	-	-	-	-	-	-	-	-	-
31	Dadra and Nagar Haveli and Daman and Diu	-	-	-	-	-	-	-	-	-	-	-	-
32	Delhi	-	-	-	-	-	-	-	-	-	-	5	5
33	Jammu and Kashmir	-	-	-	-	-	-	50	-	26	-	-	76
34	Ladakh	-	-	-	-	-	-	-	-	-	-	-	-
35	Lakshadweep	-	-	-	-	-	-	-	-	-	-	-	-
36	Puducherry	-	-	-	-	-	-	-	-	-	-	-	-
TOTAL		357	-	-	-	-	357	404	-	26	1,423	91	1,944

(NA) denotes "Not Available", (NP) denotes "Not Provided"

(-) denotes "Zero"



TABLE 6.1.9 -- NUMBER OF POLICE PERSONNEL DIRECTLY RECRUITED/ INDUCTED IN CAPFs DURING CALENDAR YEAR 2022

AS ON 01.01.2023

Sl. No.	CENTRAL ARMED POLICE FORCE & SPECIALISED FORCE	CONSTABLES			HEAD CONSTABLE			A.S.I		
		GENERAL DUTY	OTHER TRADES	TOTAL	GENERAL DUTY	OTHER TRADES	TOTAL	GENERAL DUTY	OTHER TRADES	TOTAL
(1)	(2)	(3)	(4)	(5)	(6)	(7)	(8)	(9)	(10)	(11)
1	Assam Rifles	3,440	251	3,691	-	764	764	-	35	35
2	Border Security Force	6,973	225	7,198	-	85	85	-	75	75
3	Central Industrial Security Force	8,006	-	8,006	136	-	136	-	-	-
4	Central Reserve Police Force	54	95	149	-	1	1	-	5	5
5	Indo-Tibetan Border Police	1,370	450	1,820	-	15	15	-	1	1
6	National Disaster Response Force	NA	NA	-	NA	NA	-	NA	NA	-
7	National Security Guard	-	-	-	-	-	-	-	-	-
8	Railway Protection Force	13	5	18	-	-	-	-	-	-
9	Sashastra Seema Bal	3,265	1	3,266	-	72	72	-	40	40
TOTAL		23,121	1,027	24,148	136	937	1,073	-	156	156

(NA) denotes "Not Available"

(NP) denotes "Not Provided"

(-) denotes "Zero"



TABLE 6.1.9 -- (CONTINUED ...)

SI. No.	CENTRAL ARMED POLICE FORCE & SPECIALISED FORCE	S.I			ASST COMMANDANT		
		GENERAL DUTY	OTHER TRADES	TOTAL	GENERAL DUTY	OTHER TRADES	TOTAL
(1)	(2)	(12)	(13)	(14)	(15)	(16)	(17)
1	Assam Rifles	-	7	7	-	-	-
2	Border Security Force	1,055	44	1,099	77	106	183
3	Central Industrial Security Force	712	26	738	-	-	-
4	Central Reserve Police Force	2,144	-	2,144	13	106	119
5	Indo-Tibetan Border Police	141	-	141	21	123	144
6	National Disaster Response Force	NA	NA	-	NA	NA	-
7	National Security Guard	-	-	-	-	-	-
8	Railway Protection Force	-	-	-	-	-	-
9	Sashastra Seema Bal	71	-	71	29	56	85
TOTAL		4,123	77	4,200	140	391	531

(NA) denotes "Not Available"

(NP) denotes "Not Provided"

(-) denotes "Zero"



TABLE 6.1.10-- NUMBER OF NEWLY RECRUITED POLICE PERSONNEL TRAINED IN STATES/UTs DURING THE CALENDAR YEAR 2022 (TENTATIVE)

AS ON 01.01.2023

SI. No.	STATES/UTs	CONSTABLE						HEAD CONSTABLE					
		CIVIL PO-LICE	DIS-TRICT ARMED RE-SERVE	STATE ARMED BAT-TALION	IRB	ANY OTH-ER	TO-TAL	CIVIL PO-LICE	DIS-TRICT ARMED RE-SERVE	STATE ARMED BAT-TALION	IRB	ANY OTH-ER	TO-TAL
(1)	(2)	(3)	(4)	(5)	(6)	(7)	(8)	(9)	(10)	(11)	(12)	(13)	(14)
1	Andhra Pradesh	-	-	-	-	-	-	13	-	-	-	-	13
2	Arunachal Pradesh	-	-	-	-	-	-	-	-	-	-	-	-
3	Assam	3,007	-	-	-	-	3,007	-	-	-	-	-	-
4	Bihar	9,353	-	2,848	-	-	12,201	-	-	-	-	-	-
5	Chhattisgarh	1,567	-	85	80	280	2,012	384	-	-	-	-	384
6	Goa	-	-	-	-	-	-	-	-	-	-	-	-
7	Gujarat	37	49	-	-	-	86	-	-	-	-	-	-
8	Haryana	-	-	909	2	515	1,426	-	-	-	-	-	-
9	Himachal Pradesh	-	-	157	941	-	1,098	-	-	-	-	-	-
10	Jharkhand	NP	NP	NP	2,452	12	2,464	-	-	-	-	-	-
11	Karnataka	3,030	712	-	-	-	3,742	-	-	-	-	-	-
12	Kerala	-	-	-	-	-	-	-	-	-	-	-	-
13	Madhya Pradesh	510	-	-	-	-	510	-	-	-	-	-	-
14	Maharashtra	4,769	-	-	-	-	4,769	-	-	-	-	-	-
15	Manipur	268	-	125	93	24	510	-	-	1	1	-	2
16	Meghalaya	-	-	-	-	-	-	-	-	-	-	-	-
17	Mizoram	2	-	3	-	-	5	-	-	-	-	-	-
18	Nagaland	204	-	-	-	-	204	-	-	-	-	-	-
19	Odisha	-	-	287	182	-	469	-	-	-	-	-	-
20	Punjab	980	-	51	38	25	1,094	58	-	-	-	-	58
21	Rajasthan	5,215	-	-	-	-	5,215	-	-	-	-	-	-
22	Sikkim	-	-	-	-	-	-	-	-	-	-	-	-
23	Tamil Nadu	-	3,718	6,125	-	-	9,843	-	-	-	-	-	-
24	Telangana	-	-	-	-	-	-	-	-	-	-	-	-
25	Tripura	18	-	-	-	-	18	-	-	-	-	-	-
26	Uttar Pradesh	203	-	83	-	352	638	5,013	1,792	-	-	-	6,805
27	Uttarakhand	43	-	13	-	2	58	-	-	-	-	-	-
28	West Bengal	6,211	-	-	-	-	6,211	-	-	-	-	-	-
29	A & N Islands	-	-	-	-	-	-	-	-	-	-	-	-
30	Chandigarh	58	-	-	3	-	61	-	-	-	-	-	-
31	Dadra and Nagar Haveli and Daman and Diu	-	-	-	-	-	-	-	-	-	-	-	-
32	Delhi	1,173	-	-	-	6	1,179	39	-	-	-	-	39
33	Jammu and Kashmir	858	-	156	-	4	1,018	-	-	-	-	-	-
34	Ladakh	6	-	-	5	-	11	-	-	-	-	-	-
35	Lakshadweep	-	-	-	-	-	-	-	-	-	-	-	-
36	Puducherry	384	-	-	-	-	384	-	-	-	-	-	-
	TOTAL	37,896	4,479	10,842	3,796	1,220	58,233	5,507	1,792	1	1	-	7,301

(NA) denotes "Not Available", (NP) denotes "Not Provided" & (-) denotes "Zero"



TABLE 6.1.10-- (CONTINUED ...)

SI. No.	STATES/UTs	ASI/ RASI						SI/RSI					
		CIVIL PO-LICE	DIS-TRICT ARMED RE-SERVE	STATE ARMED BAT-TALION	IRB	ANY OTH-ER	TO-TAL	CIVIL PO-LICE	DIS-TRICT ARMED RE-SERVE	STATE ARMED BAT-TALION	IRB	ANY OTH-ER	TO-TAL
(1)	(2)	(15)	(16)	(17)	(18)	(19)	(20)	(21)	(22)	(23)	(24)	(25)	(26)
1	Andhra Pradesh	11	-	-	-	-	11	-	-	-	-	-	-
2	Arunachal Pradesh	-	-	-	-	-	-	94	-	-	2	-	96
3	Assam	-	-	-	-	-	-	306	-	-	-	-	306
4	Bihar	-	-	-	-	88	88	1,977	206	-	-	1	2,184
5	Chhattisgarh	11	-	-	-	70	81	-	-	-	-	5	5
6	Goa	-	-	-	-	-	-	-	-	-	-	-	-
7	Gujarat	-	-	-	-	-	-	-	-	-	-	-	-
8	Haryana	-	-	-	-	-	-	465	-	-	-	-	465
9	Himachal Pradesh	-	-	-	-	-	-	-	-	-	7	-	7
10	Jharkhand	NP	NP	NP	NP	9	9	NP	3	NP	NP	24	27
11	Karnataka	-	-	-	-	-	-	640	163	-	-	81	884
12	Kerala	4	-	-	-	-	4	-	-	-	-	-	-
13	Madhya Pradesh	13	-	-	-	-	13	-	-	-	-	-	-
14	Maharashtra	-	-	-	-	-	-	494	-	-	-	-	494
15	Manipur	8	-	-	-	24	32	22	-	2	3	8	35
16	Meghalaya	-	-	-	-	-	-	-	-	-	-	-	-
17	Mizoram	-	-	-	-	-	-	-	-	-	-	-	-
18	Nagaland	-	-	-	-	-	-	-	-	-	-	-	-
19	Odisha	143	-	-	-	-	143	570	-	-	-	-	570
20	Punjab	195	-	-	-	-	195	1	-	-	-	-	1
21	Rajasthan	-	-	-	-	-	-	204	-	152	-	-	356
22	Sikkim	-	-	-	-	-	-	-	-	-	-	-	-
23	Tamil Nadu	-	-	-	-	-	-	-	-	-	-	-	-
24	Telangana	-	-	-	-	-	-	-	-	-	-	-	-
25	Tripura	-	-	-	-	-	-	-	-	-	-	-	-
26	Uttar Pradesh	-	-	-	-	-	-	8,280	-	416	-	-	8,696
27	Uttarakhand	-	-	-	-	-	-	-	-	-	-	-	-
28	West Bengal	-	-	-	-	-	-	619	-	-	-	-	619
29	A & N Islands	-	-	-	-	-	-	-	-	-	-	-	-
30	Chandigarh	-	-	-	-	-	-	-	-	-	-	-	-
31	Dadra and Nagar Haveli and Daman and Diu	-	-	-	-	-	-	-	-	-	-	-	-
32	Delhi	-	-	-	-	-	-	756	-	-	-	-	756
33	Jammu and Kashmir	-	-	-	-	-	-	-	-	-	-	-	-
34	Ladakh	-	-	-	-	-	-	-	-	-	-	-	-
35	Lakshadweep	-	-	-	-	-	-	-	-	-	-	-	-
36	Puducherry	-	-	-	-	-	-	-	-	-	-	-	-
TOTAL		385	-	-	-	191	576	14,428	372	570	12	119	15,501

(NA) denotes "Not Available", (NP) denotes "Not Provided" & (-) denotes "Zero"



TABLE 6.1.10-- (CONTINUED ...)

Sl. No.	STATES/UTs	ASP/DY.SP/ASST. COMMANDANT						ANY OTHER					
		CIVIL PO-LICE	DIS-TRICT ARMED RE-SERVE	STATE ARMED BAT-TALION	IRB	ANY OTH-ER	TO-TAL	CIVIL PO-LICE	DIS-TRICT ARMED RE-SERVE	STATE ARMED BAT-TALION	IRB	ANY OTH-ER	TO-TAL
(1)	(2)	(27)	(28)	(29)	(30)	(31)	(32)	(33)	(34)	(35)	(36)	(37)	(38)
1	Andhra Pradesh	25	-	-	-	10	35	4,574	242	-	-	315	5,131
2	Arunachal Pradesh	15	-	-	-	-	15	-	-	-	-	-	-
3	Assam	71	-	-	-	-	71	-	-	-	-	-	-
4	Bihar	33	-	-	-	1	34	-	-	-	-	-	-
5	Chhattisgarh	27	-	-	-	1	28	-	-	-	-	208	208
6	Goa	-	-	-	-	-	-	-	-	-	-	-	-
7	Gujarat	38	-	-	-	-	38	99	-	-	-	-	99
8	Haryana	-	-	-	-	-	-	-	-	-	-	-	-
9	Himachal Pradesh	4	-	-	-	-	4	-	-	-	-	-	-
10	Jharkhand	-	-	-	-	-	-	-	-	-	-	-	-
11	Karnataka	33	-	-	-	1	34	-	-	-	-	-	-
12	Kerala	-	-	-	-	-	-	-	-	-	-	-	-
13	Madhya Pradesh	-	-	-	-	-	-	-	-	-	-	-	-
14	Maharashtra	29	-	-	-	-	29	-	-	-	-	-	-
15	Manipur	8	-	5	2	-	15	1	-	-	-	2	3
16	Meghalaya	-	-	-	-	-	-	-	-	-	-	-	-
17	Mizoram	8	-	-	-	-	8	-	-	-	-	-	-
18	Nagaland	5	-	-	-	-	5	-	-	-	-	-	-
19	Odisha	62	-	-	-	-	62	-	-	-	-	-	-
20	Punjab	-	-	20	-	-	20	-	-	-	-	224	224
21	Rajasthan	-	-	-	-	-	-	-	-	-	-	-	-
22	Sikkim	-	-	-	-	-	-	-	-	-	-	-	-
23	Tamil Nadu	-	-	-	-	-	-	-	-	-	-	-	-
24	Telangana	-	-	-	-	-	-	-	-	-	-	-	-
25	Tripura	-	-	-	-	-	-	-	-	-	1,423	-	1,423
26	Uttar Pradesh	40	-	-	-	2	42	332	-	49	-	823	1,204
27	Uttarakhand	-	-	-	-	-	-	-	-	-	-	-	-
28	West Bengal	13	-	-	-	-	13	350	-	-	-	-	350
29	A & N Islands	-	-	-	-	-	-	-	-	-	-	-	-
30	Chandigarh	-	-	-	-	-	-	-	-	-	-	33	33
31	Dadra and Nagar Haveli and Daman and Diu	-	-	-	-	-	-	-	-	-	-	-	-
32	Delhi	15	-	-	-	-	15	37	-	-	-	-	37
33	Jammu and Kashmir	-	-	-	-	-	-	-	-	-	-	-	-
34	Ladakh	-	-	-	-	-	-	-	-	-	-	-	-
35	Lakshadweep	-	-	-	-	-	-	-	-	-	-	-	-
36	Puducherry	-	-	-	-	-	-	-	-	-	-	-	-
TOTAL		426	-	25	2	15	468	5,393	242	49	1,423	1,605	8,712

(NA) denotes "Not Available", (NP) denotes "Not Provided" & (-) denotes "Zero"



TABLE 6.2.1 -- NUMBER OF DIRECTLY RECRUITED/ INDUCTED CAPFs PERSONNEL TRAINED DURING CALENDAR YEAR 2022 (TENTATIVE)

AS ON 01.01.2023

SI. No.	CENTRAL ARMED POLICE FORCE & SPECIALISED FORCE	CONSTABLE			HEAD CONSTABLE			A.S.I		
		GEN-ERAL DUTY	OTHER TRADES	TOTAL	GEN-ERAL DUTY	OTHER TRADES	TOTAL	GEN-ERAL DUTY	OTHER TRADES	TOTAL
(1)	(2)	(3)	(4)	(5)	(6)	(7)	(8)	(9)	(10)	(11)
1	Assam Rifles	3,614	32	3,646	-	17	17	-	4	4
2	Border Security Force	-	-	-	-	-	-	-	-	-
3	Central Industrial Security Force	6,947	653	7,600	222	-	222	3	-	3
4	Central Reserve Police Force	11,884	193	12,077	-	-	-	-	-	-
5	Indo-Tibetan Border Police	2,498	668	3,166	-	1	1	-	-	-
6	National Disaster Response Force	NA	NA	-	NA	NA	-	NA	NA	-
7	National Security Guard	-	-	-	-	-	-	-	-	-
8	Railway Protection Force	13	5	18	-	-	-	-	-	-
9	Sashastra Seema Bal	8,659	-	8,659	-	2	2	-	38	38
TOTAL		33,615	1,551	35,166	222	20	242	3	42	45

(NA) denotes "Not Available"
 (NP) denotes "Not Provided"
 (-) denotes "Zero"



TABLE 6.2.1 -- (CONTINUED ...)

SI. No.	CENTRAL ARMED POLICE FORCE & SPECIALISED FORCE	S.I			ASST COMMANDANT		
		GENERAL DUTY	OTHER TRADES	TOTAL	GENERAL DUTY	OTHER TRADES	TOTAL
(1)	(2)	(12)	(13)	(14)	(15)	(16)	(17)
1	Assam Rifles	-	-	-	-	-	-
2	Border Security Force	645	-	645	122	-	122
3	Central Industrial Security Force	551	-	551	-	-	-
4	Central Reserve Police Force	726	-	726	78	88	166
5	Indo-Tibetan Border Police	93	-	93	22	37	59
6	National Disaster Response Force	NA	NA	-	NA	NA	-
7	National Security Guard	-	-	-	-	-	-
8	Railway Protection Force	-	-	-	10	-	10
9	Sashastra Seema Bal	64	-	64	36	2	38
TOTAL		2,079	-	2,079	268	127	395

(NA) denotes "Not Available"

(NP) denotes "Not Provided"

(-) denotes "Zero"



TABLE 6.2.2 -- STATISTICS REGARDING IPS OFFICERS (TENTATIVE)

AS ON 01.01.2023

Sl. No.	STATES/UTs	TOTAL AUTHORISED SANCTIONED	STRENGTH IN POSITION	SENIOR DEPUTY POST (SDP)	CENTRAL DEPUTATION RESERVE (CDR) 40% OF SDP	NO OF OFFICER ON CENTRAL DEPUTATION
(1)	(2)	(3)	(4)	(5)	(6)	(7)
1	Andhra Pradesh	144	128	79	31	12
2	AGMUT	456	367	248	99	59
3	Assam-Meghalaya	195	160	107	42	22
4	Bihar	242	223	132	52	25
5	Chhattisgarh	142	119	78	31	11
7	Gujarat	208	156	114	45	20
8	Haryana	144	121	79	31	5
9	Himachal Pradesh	94	85	52	20	20
10	Jharkhand	149	113	82	32	21
11	Karnataka	215	191	117	46	13
12	Kerala	172	116	94	37	20
13	Madhya Pradesh	305	247	166	66	26
14	Maharashtra	317	276	172	68	20
15	Manipur	91	61	50	20	7
18	Nagaland	75	57	42	16	10
19	Odisha	195	120	107	42	21
20	Punjab	172	151	94	37	15
21	Rajasthan	215	194	117	46	21
22	Sikkim	32	29	18	7	4
23	Tamil Nadu	276	227	150	60	33
24	Telangana	139	122	76	30	6
25	Tripura	69	50	38	15	13
26	Uttar Pradesh	517	440	280	112	34
27	Uttarakhand	73	69	40	16	8
28	West Bengal	347	296	188	75	12
	TOTAL	4,984	4,118	2,720	1,076	458

Source: MHA

(NA) denotes "Not Available", (NP) denotes "Not Provided"

(-) denotes "Zero"



TABLE 6.2.3 -- DATA REGARDING WOMEN HELP DESK SET UP IN POLICE STATIONS IN STATES/UTs

AS ON 01.01.2023

SI No.	STATES/UTs	NUMBER OF WOMEN HELP DESK SET UP IN ACTUAL/EXISTING RURAL POLICE STATIONS	NUMBER OF WOMEN HELP DESK SET UP IN ACTUAL/EXISTING URBAN POLICE STATIONS	NUMBER OF WOMEN HELP DESK SET UP IN ACTUAL/EXISTING SPECIAL PURPOSE POLICE STATIONS	TOTAL NUMBER OF WOMEN HELP DESK SET UP IN ACTUAL/EXISTING (RURAL + URBAN + SPECIAL PURPOSE) POLICE STATIONS
		(a)	(b)	(c)	(d) = (a) + (b) + (c)
(1)	(2)	(3)	(4)	(5)	(6)
1	Andhra Pradesh	663	173	10	846
2	Arunachal Pradesh	36	42	-	78
3	Assam	94	106	-	200
4	Bihar	554	204	92	850
5	Chhattisgarh	355	82	36	473
6	Goa	22	8	3	33
7	Gujarat	530	116	-	646
8	Haryana	154	102	-	256
9	Himachal Pradesh	79	45	15	139
10	Jharkhand	140	90	10	240
11	Karnataka	538	294	218	1,050
12	Kerala	368	116	53	537
13	Madhya Pradesh	435	498	17	950
14	Maharashtra	642	277	11	930
15	Manipur	31	17	9	57
16	Meghalaya	29	14	5	48
17	Mizoram	26	14	-	40
18	Nagaland	2	19	7	28
19	Odisha	391	185	103	679
20	Punjab	238	144	50	432
21	Rajasthan	491	351	70	912
22	Sikkim	18	9	1	28
23	Tamil Nadu	332	248	220	800
24	Telangana	386	334	30	750
25	Tripura	44	39	-	83
26	Uttar Pradesh	913	606	65	1,584
27	Uttarakhand	82	70	8	160
28	West Bengal	208	300	147	655
29	A & N Islands	18	3	2	23
30	Chandigarh	-	16	2	18
31	Dadra and Nagar Haveli and Daman and Diu	1	3	4	8
32	Delhi	-	181	17	198
33	Jammu and Kashmir	104	46	-	150
34	Ladakh	7	2	1	10
35	Lakshadweep	9	-	-	9
36	Puducherry	16	14	3	33
Total		7,956	4,768	1,209	13,933

(NA) denotes "Not Available", (NP) denotes "Not Provided" & (-) denotes "Zero"



TABLE 6.2.4 STATE/UT WISE NUMBER OF WOMEN POLICE STATIONS & THEIR LOCATION

AS ON 01.01.2023

SI No.	STATES/UTs	NUMBER OF RURAL WOMEN POLICE STATIONS	NAME OF RURAL WOMEN POLICE STATIONS	NUMBER OF URBAN WOMEN POLICE STATIONS	NAME OF URBAN WOMEN POLICE STATIONS	TOTAL NUMBER OF (RURAL + URBAN) WOMEN POLICE STATIONS (7) = (3) + (5)
(1)	(2)	(3)	(4)	(5)	(6)	(7)
1	Andhra Pradesh	0	NA	18	1 Srikakulam District, Srikakulam Town 2 Vizianagaram District, Vizianagaram Town 3 Visakhapatnam City, Endada 4 Visakhapatnam Rural Police District, Anakapalli 5 East Godavari District, Kakinada 6 Rajamahendravaram District, Jampeta 7 West Godavari District, Eluru 8 Krishna, Machilipatnam 9 Vijayawada City, Krishnalanka 10 Guntur Rural, Narsaraopet 11 Guntur Urban, Guntur Town 12 Prakasam, Ongole 13 Nellore, Nellore Town 14 Chittoor, Chittoor Town 15 Tirupathi, Tirupathi Town 16 Ananthapuramu, Ananthapuram Town 17 Ysr Kadapa, Kadapa Town 18 Kurnool, Kurnool Town	18
2	Arunachal Pradesh	0	NA	7	1 Women Police Station (ITA) Papumpare (CITY) 2 Women Police Station (AALO) WEST SLANG 3 Women Police Station (ZERO) Lower Subansiri 4 Women Police Station (TZU) Lohit 5 Women Police Station (TWG) TAWANG 6 Women Police Station (PSGT) EAST SLANG 7 Women Police Station (SEPPA) EAST KAMENG	7
3	Assam	0	NA	1	1 All Women Police Stations, Panbazar, Guwahati	1
4	Bihar	0	NA	40	1 Women Police Station Arariya 2 Women Police Station Aarwal 3 Women Police Station Aurangabad 4 Women Police Station Bagaha 5 Women Police Station Banka 6 Women Police Station Begusarai 7 Women Police Station Bhabhua 8 Women Police Station Bhagalpur 9 Women Police Station Bhojpur 10 Women Police Station Buxar 11 Women Police Station Darbhanga 12 Women Police Station East Champaran 13 Women Police Station Gaya 14 Women Police Station Gopalganj 15 Women Police Station Jamui 16 Women Police Station Jehanabad 17 Women Police Station Katihar 18 Women Police Station Khagaria 19 Women Police Station Kishanganj 20 Women Police Station Lakhisarai 21 Women Police Station Madhepura 22 Women Police Station Madhubani 23 Women Police Station Munger 24 Women Police Station Muzaffarpur 25 Women Police Station Nalanda	40

(NA) denotes "Not Available", (NP) denotes "Not Provided" & (-) denotes "Zero"



TABLE 6.2.4 (CONTINUED . . .)

SI No.	STATES/UTs	NUMBER OF RURAL WOMEN POLICE STATIONS	NAME OF RURAL WOMEN POLICE STATIONS	NUMBER OF URBAN WOMEN POLICE STATIONS	NAME OF URBAN WOMEN POLICE STATIONS	TOTAL NUMBER OF (RURAL + URBAN) WOMEN POLICE STATIONS (7) = (3) + (5)
(1)	(2)	(3)	(4)	(5)	(6)	(7)
					26 Women Police Station Naugachhia 27 Women Police Station Nawada 28 Women Police Station Patna 29 Women Police Station Purnia 30 Women Police Station Rohtas 31 Women Police Station Saharsa 32 Women Police Station Samastipur 33 Women Police Station Saran 34 Women Police Station Sheikhpura 35 Women Police Station Sheohar 36 Women Police Station Sitamarhi 37 Women Police Station Siwan 38 Women Police Station Supaul 39 Women Police Station Vaishali 40 Women Police Station West Champaran (Bettiah)	
5	Chhattisgarh	0	NA	4	1 Raipur 2 Durg 3 Bilaspur 4 Sarguja	4
6	Goa	0	NA	1	1 Women Police Station, Panaji, Goa	1
7	Gujarat	34	1 Ahmedabad rural 2 Kheda 3 Aanand 4 Sabarkatha 5 Gandhinagar 6 Mahesana 7 Vadodara rural 8 Panchmahal 9 Bharuch 10 Narmada 11 Dahod 12 Surat rural 13 Valsad 14 Navsari 15 Dang -Ahwa 16 Tapi-vyara 17 Rajkot rural 18 Surendranagar 19 Jamnagar 20 Junagadh 21 Porbandar 22 Bhavnagar 23 Amreli 24 Kutch-West-Bhuj 25 Kutch-East -Gandhidham 26 Banaskatha 27 Patan 28 Aravalli- Modasa 29 Mahisagar-lunavada 30 Chotaudepur 31 Botad 32 Morbi 33 Devbhumi-drwarka 34 Gir somnath	5	1 Ahmedabad city - 1 2 Ahmedabad city - 2 3 surat city 4 Vadodara city 5 Rajkot city	39

(NA) denotes "Not Available", (NP) denotes "Not Provided" & (-) denotes "Zero"



TABLE 6.2.4 (CONTINUED . . .)

SI No.	STATES/UTs	NUMBER OF RURAL WOMEN POLICE STATIONS	NAME OF RURAL WOMEN POLICE STATIONS	NUMBER OF URBAN WOMEN POLICE STATIONS	NAME OF URBAN WOMEN POLICE STATIONS	TOTAL NUMBER OF (RURAL + URBAN) WOMEN POLICE STATIONS (7) = (3) + (5)		
(1)	(2)	(3)	(4)	(5)	(6)	(7)		
8	Haryana	6	1	Woman Police Station Rural, Manesar, Distt. Gurugram	27	1	Woman Police Station, City Karnal, Distt. Karnal,	33
			2	Woman Police Station Rural, Assanh, Distt. Karnal		2	Woman Police Station, City Panipat, Distt. Panipat	
			3	Woman Police Station Rural, Mulana, Distt. Ambala		3	Woman Police Station, City Kaithal, Distt. Kaithal	
			4	Woman Police Station Rural, Gohana, Distt. Sonapat		4	Woman Police Station, City Ambala, Distt. Ambala	
			5	Woman Police Station Rural, Dabwali, Distt. Sirsa		5	Woman Police Station, City Yamunnager, Distt. Yamunnagar	
			6	Woman Police Station Rural, Bahadurgarh, Distt. Jhajjar		6	Woman Police Station, City Kureshtera, Distt. Kurkushtra	
						7	Woman Police Station, City Rohtak, Distt. Rohtak	
						8	Woman Police Station, City Jhajjar, Distt. Jhajjar	
						9	Woman Police Station, City Dadri, Distt. Dadri	
						10	Woman Police Station, City Bhawani, Distt. Bhiwani	
						11	Woman Police Station, City Sonipat, Distt. Sonipat	
						12	Woman Police Station, City Jind, Distt. Jind	
						13	Woman Police Station, City Hisar, Distt. Hisar	
						14	Woman Police Station, City Hansi, Distt. Hansi	
						15	Woman Police Station, City Fathebad, Distt. Fathebad	
						16	Woman Police Station, City Sirsa, Distt. Sirsa	
						17	Woman Police Station, City Mewat, Distt. Mewat	
						18	Woman Police Station, City Narnual, Distt. Narnual	
						19	Woman Police Station, City Palwal, Distt. Palwal	
						20	Woman Police Station, City Rewari, Distt. Rewari	
						21	Woman Police Station, City Panchkula, Distt. Panchkula	
						22	City Gurugram East Sector 55 Gurugram	
						23	City Gurugram West Gurugram	
						24	City Manesar, sector-7 Manesar	
						25	City Faridabad sector 16 Faridabad	
						26	City Faridabad Sector 19 Faridabad	
						27	City Ballabgarh Sector 64 Fardibad	
9	Himachal Pradesh	0	NA	11	1	District Headquarter Kangra	11	
					2	District Headquarter Shimla		
					3	District Headquarter Mandi		
					4	District Headquarter Hamirpur		
					5	District Headquarter Una		
					6	District Headquarter Sirmour		
					7	District Headquarter Solan		
					8	District Headquarter Baddi		
					9	District Headquarter Kullu		
					10	District Headquarter Bilaspur		
					11	District Headquarter Chamba		

(NA) denotes "Not Available", (NP) denotes "Not Provided" & (-) denotes "Zero"



TABLE 6.2.4 (CONTINUED . . .)

SI No.	STATES/UTs	NUMBER OF RURAL WOMEN POLICE STATIONS	NAME OF RURAL WOMEN POLICE STATIONS	NUMBER OF URBAN WOMEN POLICE STATIONS	NAME OF URBAN WOMEN POLICE STATIONS	TOTAL NUMBER OF (RURAL + URBAN) WOMEN POLICE STATIONS (7) = (3) + (5)
(1)	(2)	(3)	(4)	(5)	(6)	(7)
10	Jharkhand	9	1 Bhundu Mahila, PS 2 Kiriburu Mahila, PS 3 Chakradharpur Mahila, PS 4 Ghatshila Mahila, PS 5 Chhatarpur Mahila, PS 6 Hussainabad Mahila, PS 7 Nagar Untari Mahila, PS 8 Barhi Mahila, PS 9 Madhupur Mahila, PS	24	1 Ranchi Mahila, PS 2 Khunti Mahila, PS 3 Gumla Mahila, PS 4 Simdega Mahila, PS 5 Lohardaga Mahila, PS 6 Chaibasa Mahila, PS 7 Saraikela Mahila, PS 8 Jamshedpur Mahila, PS 9 PalamuLatehar Mahila, PS 10 Latehar Mahila, PS 11 Gharwa Mahila, PS 12 Hazaribagh Mahila, PS 13 Ramgarh Mahila, PS 14 Koderma Mahila, PS 15 Chatra Mahila, PS 16 Giridih Mahila, PS 17 Dhanbad Mahila, PS 18 Bokaro Mahila, PS 19 Dumka Mahila, PS 20 Godda Mahila, PS 21 Jamtara Mahila, PS 22 Deoghar Mahila, PS 23 Sahebganj Mahila, PS 24 Pakur Mahila PS	33
11	Karnataka	0	NA	36	1 Bangalore City, Basavanagudi Women Police Station 2 Bangalore City, Halasoor Gate Women Police Station 3 Mysore City Women Police Station 4 Hubli-Dharwad City Women Police Station 5 Belgaum District Women Police Station 6 Gulbarga District Women Police Station 7 Shimoga District Women Police Station 8 Mangalore City Women Police Station 9 Davanagere District Women Police Station 10 Udupi District Women Police Station 11 Hassan District Women Police Station 12 Tumkur District Women Police Station 13 Kolar District Women Police Station 14 Chitraduraga District Women Police Station 15 Chamarajanagar District Women Police Station 16 Haveri District Women Police Station 17 Bagalkot District Women Police Station 18 Bijapur District Women Police Station 19 Bidar District Women Police Station 20 Raichur District Women Police Station 21 Ramanagar District Women Police Station 22 Chikkaballapur District Women Police Station 23 Mysore District Women Police Station 24 Kodagu District Women Police Station 25 Mandya District Women Police Station	36

(NA) denotes "Not Available", (NP) denotes "Not Provided" & (-) denotes "Zero"



TABLE 6.2.4 (CONTINUED . . .)

SI No.	STATES/UTs	NUMBER OF RURAL WOMEN POLICE STATIONS	NAME OF RURAL WOMEN POLICE STATIONS	NUMBER OF URBAN WOMEN POLICE STATIONS	NAME OF URBAN WOMEN POLICE STATIONS	TOTAL NUMBER OF (RURAL + URBAN) WOMEN POLICE STATIONS (7) = (3) + (5)
(1)	(2)	(3)	(4)	(5)	(6)	(7)
					26 Uttara Kannada District, Karwar Women Police Station 27 Chikkamagalur District Women Police Station 28 Belagavi District Women Police Station 29 Kalaburagi District Women Police Station 30 Koppal District Women Police Station 31 Ballari District Women Police Station 32 Bengaluru District Women Police Station 33 Dharwad District Women Police Station 34 Gadag District Women Police Station 35 D.K. District Women Police Station 36 Yadgir District Women Police Station	
12	Kerala	8	1 Vanitha Police Station, Pathanamthitta, Pin 689645 2 Vanitha Police Station, Collectorate P O, Kottayam Pin -686002 3 Vanitha Police Station, Bazar P O, Alappuzha, Kerala-688012 4 Vanitha Police Station, Idukki, Painavu- Pin 685603 5 Vanitha Police Station, Iringalakkuda, Kattinagachira, Thrissur Rural, Pin - 670125 6 Vanitha Police Station, Erimakkara Street, Palakkad Municipality, Palakkad Pin - 678001 7 Vanitha Police Station, Up Hill PO, Malappuram, Pin - 676505 8 Vanitha Police Station, Old Control Room, Kasaba Village, Kasaragod, Pin - 671121	6	1 Vanitha Police Station, Contonment, Thiruvananthapuram City Pin - 695001 2 Vanitha Police Station, East PS Compount, Contonment PO, Kollam city, PIN 691001 3 Vanitha Police Station, Kochi Kacheripady , Ernakulam City Pin - 682018 4 Vanitha Police Station, Thrissur City Pin 680001 5 Vanitha Police Station, Pavamani Road, Kozhikkod Head Post Office, Kozhikkod 673001 6 Vanitha Police Station, Kannur, Pin - 670002	14
13	Madhya Pradesh	0	NA	52	1 Agar 2 Alirajpur 3 Anuppur 4 Ashoknagar 5 Balaghat 6 Barwani 7 Betul 8 Bhind 9 Bhopal 10 Burhanpur 11 Chhatarpur 12 Chhindwara 13 Damoh 14 Datia 15 Dewas	52

(NA) denotes "Not Available", (NP) denotes "Not Provided" & (-) denotes "Zero"



TABLE 6.2.4 (CONTINUED . . .)

SI No.	STATES/UTs	NUMBER OF RURAL WOMEN POLICE STATIONS	NAME OF RURAL WOMEN POLICE STATIONS	NUMBER OF URBAN WOMEN POLICE STATIONS	NAME OF URBAN WOMEN POLICE STATIONS	TOTAL NUMBER OF (RURAL + URBAN) WOMEN POLICE STATIONS (7) = (3) + (5)
(1)	(2)	(3)	(4)	(5)	(6)	(7)
					16 Dhar	
					17 Dindori	
					18 Guna	
					19 Gwalior	
					20 Harda	
					21 Hoshangabad	
					22 Indore	
					23 Jabalpur	
					24 Jhabua	
					25 Katni	
					26 Khandwa	
					27 Khargone	
					28 Mandla	
					29 Mandsaur	
					30 Morena	
					31 Narsinghpur	
					32 Neemuch	
					33 Niwari	
					34 Panna	
					35 Raisen	
					36 Rajgarh	
					37 Ratlam	
					38 Rewa	
					39 Sagar	
					40 Satna	
					41 Sehore	
					42 Seoni	
					43 Shahdol	
					44 Shajapur	
					45 Sheopur	
					46 Shivpuri	
					47 Sidhi	
					48 Singrauli	
					49 Tikamgarh	
					50 Ujjain	
					51 Umaria	
					52 Vidisha	
14	Maharashtra	NA	NA	NA	NA	NA
15	Manipur	0	NA	9	1 Woman Police Station, Imphal West	9
					2 Woman Police Station, Imphal East	
					3 Woman Police Station, Thoubal	
					4 Woman Police Station, Bishnupur	
					5 Woman Police Station, Chandel	
					6 Woman Police Station, Churachandpur	
					7 Woman Police Station, Tamelong	
					8 Woman Police Station, Senapati	
					9 Woman Police Station, Ukhrul	
16	Meghalaya	0	NA	11	1 East Khasi Hills Women Police Station, Shillong	11
					2 West Khasi Hills Women Police Station, Nongstoin	
					3 South West Khasi Hills Women Police Station, Mawkyrwat	
					4 Ri-Bhoi Women Police Station, Nongpoh	

(NA) denotes "Not Available", (NP) denotes "Not Provided" & (-) denotes "Zero"



TABLE 6.2.4 (CONTINUED . . .)

SI No.	STATES/UTs	NUMBER OF RURAL WOMEN POLICE STATIONS	NAME OF RURAL WOMEN POLICE STATIONS	NUMBER OF URBAN WOMEN POLICE STATIONS	NAME OF URBAN WOMEN POLICE STATIONS	TOTAL NUMBER OF (RURAL + URBAN) WOMEN POLICE STATIONS (7) = (3) + (5)
(1)	(2)	(3)	(4)	(5)	(6)	(7)
					5 East Jaintia Hills Women Police Station, Khliehriat 6 West Jaintia Hills Women Police Station, Jowai 7 West Garo Hills Women Police Station, Tura 8 East Garo Hills Women Police Station, Williamnagar 9 South Garo Hills Women Police Station, Bagmara 10 South West Garo Hills Women Police Station, Ampati 11 North Garo Hills Women Police Station, Resubelpara	
17	Mizoram	0	NA	1	1 All Women Police Station	1
18	Nagaland	0	NA	11	1 Kohima Woman Police Station 2 Dimapur Woman Police Station 3 Mokokchung Woman Police Station 4 Tuensang Woman Police Station 5 Mon Woman Police Station 6 Wokha Woman Police Station 7 Zunheboto Woman Police Station 8 Phek Woman Police Station 9 Jalukie Woman Police Station 10 Kiphire Woman Police Station 11 Longleng Woman Police Station	11
19	Odisha	0	NA	6	1 Berhampur 2 Bhubaneswar 3 Cuttack 4 Koraput 5 Rourkela 6 Sambalpur	6
20	Punjab	0	NA	10	1 Jalandhar 2 Ludhiana 3 Amritsar 4 Ludhiana Rural 5 Bathinda 6 Patiala 7 Sas Nagar 8 Ferozepur 9 Sangrur 10 Malerkotla	10
21	Rajasthan	0	NA	41	1 Women Police Station, Ajmer 2 Women Police Station, Bhilwara 3 Women Police Station, Nagaur 4 Women Police Station, Tonk 5 Women Police Station, Jaipur North 6 Women Police Station, Jaipur South 7 Women Police Station, Jaipur East 8 Women Police Station, Jaipur West 9 Women Police Station, Jaipur Rural 10 Women Police Station, Jhunjhunu 11 Women Police Station, Sikar 12 Women Police Station, Dausa 13 Women Police Station, Alwar 14 Women Police Station, Bhiwadi	4)1

(NA) denotes "Not Available", (NP) denotes "Not Provided" & (-) denotes "Zero"



TABLE 6.2.4 (CONTINUED . . .)

SI No.	STATES/UTs	NUMBER OF RURAL WOMEN POLICE STATIONS	NAME OF RURAL WOMEN POLICE STATIONS	NUMBER OF URBAN WOMEN POLICE STATIONS	NAME OF URBAN WOMEN POLICE STATIONS	TOTAL NUMBER OF (RURAL + URBAN) WOMEN POLICE STATIONS (7) = (3) + (5)
(1)	(2)	(3)	(4)	(5)	(6)	(7)
					15 Women Police Station, Bikaner	
					16 Women Police Station, Churu	
					17 Women Police Station, Sriganganagar	
					18 Women Police Station, Hanumangarh	
					19 Women Police Station, Bharatpur	
					20 Women Police Station, Sawaimadhopur	
					21 Women Police Station, Dholpur	
					22 Women Police Station, Karauli	
					23 Women Police Station, Jodhpur East	
					24 Women Police Station, Jodhpur West	
					25 Women Police Station, Jodhpur Rural	
					26 Women Police Station, Jalore	
					27 Women Police Station, Jaisalmer	
					28 Women Police Station, Barmer	
					29 Women Police Station, Pali	
					30 Women Police Station, Sirohi	
					31 Women Police Station, Kota City	
					32 Women Police Station, Kota Rural	
					33 Women Police Station, Bundi	
					34 Women Police Station, Jhalawar	
					35 Women Police Station, Baran	
					36 Women Police Station, Udaipur	
					37 Women Police Station, Banswara	
					38 Women Police Station, Chittorgarh	
					39 Women Police Station, Dungarpur	
					40 Women Police Station, Rajsamand	
					41 Women Police Station, Pratapgarh	
22	Sikkim	1	1 Temi Police Station	1	1 Ranipool Police Station	2
23	Tamil Nadu	47	1 Pollachi, Coimbatore	175	1 Ariyalur, Ariyalur	222
			2 Thudiyalur, Coimbatore		2 Jayankondam, Ariyalur	
			3 Mettupalayam, Coimbatore		3 Melmaruvathur, Chengalpattu	
			4 Sethiyathope, Cuddalore		4 Malmallapuram, Chengalpattu	
			5 Neiveli, Cuddalore		5 Vandalur, Chengalpattu	
			6 Nilakottai, Dindigul		6 Chengalpattu, Chengalpattu	
			7 Palani, Dindigul		7 Kothawalchavadi, Chennai City	
			8 Oddanchatram, Dindigul		8 High Court, Chennai City	
			9 Kodaikanal, Dindigul		9 Harbour, Chennai City	
			10 Vadamadurai, Dindigul		10 Washermenpet, Chennai City	
			11 Dindigul, Dindigul		11 Tiruvotriyur, Chennai City	
			12 Kulithalai, Karur		12 Royapuram, Chennai City	
			13 Karur, Karur		13 Madhavaram, Chennai City	
			14 Samayanallur, Madurai		14 Ennore, Chennai City	
			15 Oomachikulam, Madurai		15 T. Nagar, Chennai City	
			16 Keeranur, Pudukottai		16 Vadapalani, Chennai City	
			17 Thirumayam, Pudukottai		17 Ashok Nagar, Chennai City	
			18 Alangudi, Pudukottai		18 Teynampet, Chennai City	
			19 Kottaipattinam, Pudukottai		19 Adayar, Chennai City	
			20 Vallam, Thanjavur		20 Saidapet, Chennai City	
			21 Papanasam, Thanjavur		21 Guindy, Chennai City	
			22 Orathanadu, Thanjavur		22 Mount, Chennai City	
			23 Udhaqai, The Nilgiris		23 Tambaram, Chennai City	

(NA) denotes "Not Available", (NP) denotes "Not Provided" & (-) denotes "Zero"



TABLE 6.2.4 (CONTINUED . . .)

SI No.	STATES/UTs	NUMBER OF RURAL WOMEN POLICE STATIONS	NAME OF RURAL WOMEN POLICE STATIONS	NUMBER OF URBAN WOMEN POLICE STATIONS	NAME OF URBAN WOMEN POLICE STATIONS	TOTAL NUMBER OF (RURAL + URBAN) WOMEN POLICE STATIONS (7) = (3) + (5)
(1)	(2)	(3)	(4)	(5)	(6)	(7)
			24 Devala, The Nilgiris		24 Madipakkam, Chennai City	
			25 Theni, Theni		25 Kilpauk, Chennai City	
			26 Bodi, Theni		26 Vepery, Chennai City	
			27 Periyakulam, Theni		27 Ayanavaram, Chennai City	
			28 Uthukottai, Thiruvallur		28 Triplicane, Chennai City	
			29 Ponneri, Thiruvallur		29 Egmore, Chennai City	
			30 Gummidipoondi, Thiruvallur		30 Thousand lights, Chennai City	
			31 Thiruvannamalai , Thiruvannamalai		31 Mylapore , Chennai City	
			32 Nannilam, Thiruvarur		32 Royapettah , Chennai City	
			33 Muthupettai, Thiruvarur		33 Ambattur, Chennai City	
			34 Thoothukudi, Thoothukudi		34 Poonamallee, Chennai City	
			35 Kovilpatti, Thoothukudi		35 Avadi, Chennai City	
			36 Tirunelveli , Tirunelveli		36 Anna Nagar, Chennai City	
			37 Jeeyapuram, Trichy		37 Thirumangalam, Chennai City	
			38 Thiruverumbur, Trichy		38 Villivakkam, Chennai City	
			39 Lalgudi, Trichy		39 Pulianthope, Chennai City	
			40 Musiri, Trichy		40 Sembium, Chennai City	
			41 Manapparai, Trichy		41 MKB Nagar, Chennai City	
			42 Virudhunagar, Virudhunagar		42 Valasaravakkam, Chennai City	
			43 Sivakasi, Virudhunagar		43 Selaiyur, Chennai City	
			44 Srivilliputhur, Virudhunagar		44 S.R.M.C, Chennai City	
			45 Rajapalayam, Virudhunagar		45 Perur, Coimbatore	
			46 Sathur, Virudhunagar		46 East, Coimbatore City	
			47 Aruppukottai, Virudhunagar		47 West, Coimbatore City	
					48 Central, Coimbatore City	
					49 Cuddalore, Cuddalore	
					50 Panruti, Cuddalore	
					51 Chidambaram, Cuddalore	
					52 Virudhachalam, Cuddalore	
					53 Thittakudi, Cuddalore	
					54 Dharmapuri, Dharmapuri	
					55 Harur, Dharmapuri	
					56 Pennagaram, Dharmapuri	
					57 Palacode, Dharmapuri	
					58 Dindigul, Dindigul	
					59 Erode, Erode	
					60 Bhavani, Erode	
					61 Gobi, Erode	
					62 Perunthurai, Erode	
					63 Sathy, Erode	
					64 Thirukoilur, Kallakurichi	
					65 Kallakurichi, Kallakurichi	
					66 Ulundurpet, Kallakurichi	
					67 Kancheepuram, Kancheepuram	
					68 Sriperumbudur, Kancheepuram	
					69 Kanniyakumari, Kaniyakumari	
					70 Marthandam, Kaniyakumari	

(NA) denotes "Not Available", (NP) denotes "Not Provided" & (-) denotes "Zero"



TABLE 6.2.4 (CONTINUED . . .)

SI No.	STATES/UTs	NUMBER OF RURAL WOMEN POLICE STATIONS	NAME OF RURAL WOMEN POLICE STATIONS	NUMBER OF URBAN WOMEN POLICE STATIONS	NAME OF URBAN WOMEN POLICE STATIONS	TOTAL NUMBER OF (RURAL + URBAN) WOMEN POLICE STATIONS (7) = (3) + (5)
(1)	(2)	(3)	(4)	(5)	(6)	(7)
					71 Marthandam, Kaniyakumari	
					72 Nagercoil, Kaniyakumari	
					73 Karur, Karur	
					74 Krishnagiri, Krishnagiri	
					75 Hosur, Krishnagiri	
					76 Bargur, Krishnagiri	
					77 Denkanikottai, Krishnagiri	
					78 Oothankarai, Krishnagiri	
					79 Melur, Madurai	
					80 Thirumangalam, Madurai	
					81 Usilampatti, Madurai	
					82 Thiruparangundram, Madurai	
					83 Town Range, Madurai City	
					84 North, Madurai City	
					85 South, Madurai City	
					86 Nagapattinam, Nagapattinam	
					87 Mayiladuthurai, Nagapattinam	
					88 Sirkali, Nagapattinam	
					89 Vedaranyam, Nagapattinam	
					90 Namakkal, Namakkal	
					91 Thiruchengode, Namakkal	
					92 Rasipuram, Namakkal	
					93 Velur, Namakkal	
					94 Perambalur, Perambalur	
					95 Pudukottai, Pudukottai	
					96 Aranthangi, Pudukottai	
					97 Ramnad, Ramanathanpuram	
					98 Paramakudi, Ramanathanpuram	
					99 Kamuthi, Ramanathanpuram	
					100 Rameswaram, Ramanathanpuram	
					101 Keelakarai, Ramanathanpuram	
					102 Thiruvadanai, Ramanathanpuram	
					103 Muthukulathur, Ramanathanpuram	
					104 Ranipet, Ranipet	
					105 Arakkonam, Ranipet	
					106 Salem Rural, Salem	
					107 Sankagiri, Salem	
					108 Mettur, Salem	
					109 Omalur, Salem	
					110 Attur, Salem	
					111 Vazhapadi, Salem	
					112 Salem Town, Salem City	
					113 Ammapet, Salem City	
					114 Sooramangalam, Salem City	
					115 Sivagangai, Sivagangai	
					116 Manamadurai, Sivagangai	
					117 Karaikudi, Sivagangai	
					118 Devakottai, Sivagangai	
					119 Thiruppathur, Sivagangai	
					120 Alangulam, Tenkasi	
					121 Tenkasi, Tenkasi	
					122 Sankarankoil, Tenkasi	
					123 Puliyankudi, Tenkasi	

(NA) denotes "Not Available", (NP) denotes "Not Provided" & (-) denotes "Zero"



TABLE 6.2.4 (CONTINUED . . .)

SI No.	STATES/UTs	NUMBER OF RURAL WOMEN POLICE STATIONS	NAME OF RURAL WOMEN POLICE STATIONS	NUMBER OF URBAN WOMEN POLICE STATIONS	NAME OF URBAN WOMEN POLICE STATIONS	TOTAL NUMBER OF (RURAL + URBAN) WOMEN POLICE STATIONS (7) = (3) + (5)
(1)	(2)	(3)	(4)	(5)	(6)	(7)
					124 Thanjavur Town, Thanjavur	
					125 Thiruvaiyaru, Thanjavur	
					126 Kumbakonam, Thanjavur	
					127 Pattukottai, Thanjavur	
					128 Udhagai Town, The Nilgiris	
					129 Coonoor, The Nilgiris	
					130 Gudalur, The Nilgiris	
					131 Andipatty, Theni	
					132 Uthamapalayam, Theni	
					133 Ambur, Thirupattur	
					134 Vaniyambadi, Thirupattur	
					135 Tirupattur, Thirupattur	
					136 Thiruvallur, Thiruvallur	
					137 Thiruthani, Thiruvallur	
					138 T.V.Malai, Thiruvannamalai	
					139 Chengam, Thiruvannamalai	
					140 Polur, Thiruvannamalai	
					141 Arani, Thiruvannamalai	
					142 Cheyyar, Thiruvannamalai	
					143 Vandavasi, Thiruvannamalai	
					144 Thiruvarur, Thiruvarur	
					145 Thiruthuraipoondi, Thiruvarur	
					146 Mannargudi, Thiruvarur	
					147 Pudukottai, Thoothukudi	
					148 Kadambur, Thoothukudi	
					149 Vilathikulam, Thoothukudi	
					150 Srivaikundam, Thoothukudi	
					151 Thiruchendur, Thoothukudi	
					152 Nanguneri, Tirunelveli	
					153 Valliyur, Tirunelveli	
					154 Ambasamudram, Tirunelveli	
					155 Cheranmadevi, Tirunelveli	
					156 Palayamkottai, Tirunelveli City	
					157 Town, Tirunelveli City	
					158 Avinashi, Tiruppur	
					159 Palladam, Tiruppur	
					160 Udumalpet, Tiruppur	
					161 Dharapuram, Tiruppur	
					162 Kangeyam, Tiruppur	
					163 Tiruppur North, Tiruppur City	
					164 Tiruppur South, Tiruppur City	
					165 Fort, Trichy City	
					166 Cantonment, Trichy City	
					167 Golden Rock, Trichy City	
					168 Srirangam, Trichy City	
					169 Vellore, Vellore	
					170 Gudiyatham, Vellore	
					171 Kadpadi, Vellore	
					172 Villupuram, Villupuram	
					173 Tindivanam, Villupuram	
					174 Gingee, Villupuram	
					175 Kottakuppam, Villupuram	

(NA) denotes "Not Available", (NP) denotes "Not Provided" & (-) denotes "Zero"



TABLE 6.2.4 (CONTINUED . . .)

SI No.	STATES/UTs	NUMBER OF RURAL WOMEN POLICE STATIONS	NAME OF RURAL WOMEN POLICE STATIONS	NUMBER OF URBAN WOMEN POLICE STATIONS	NAME OF URBAN WOMEN POLICE STATIONS	TOTAL NUMBER OF (RURAL + URBAN) WOMEN POLICE STATIONS (7) = (3) + (5)
(1)	(2)	(3)	(4)	(5)	(6)	(7)
24	Telangana	5	1 WPS, Adilabad 2 WPS, Nalgonda 3 WPS, Mahabubnagar 4 WPS, Vikarabad 5 WPS, Sangareddy	11	1 WPS, Karimnagar City 2 WPS, Warangal City 3 WPS, Khammam City 4 WPS, Nizamabad City 5 WPS, Mancherial (RGM City) 6 WPS, Rachakonda City 7 WPS, Yadari Rachakonda City 8 WPS, CCS - Hyderabad City 9 WPS, North Zone, Begumpet- Hyderabad City 10 WPS, South Zone, Purani Haveli, Hyderabad City 11 WPS- Cyderabad City	16
25	Tripura	0	NA	8	1 Kailashahar Women Police Station, Kailashahar, Unakoti District 2 Dharmanagar Women Police Station, Dharmanagar, North Tripura District 3 R.K.Pur Women Police Station, Udaipur, Gomati District 4 Bishalgarh Women Police Station, Bishalgarh, Sepahijala District 5 Belonia Women Police Station, Belonia, South Tripura District 6 West Agartala Women Police Station, Agartala, West Tripura Tripura District 7 East Agartala Women Police Station, Agartala, West Tripura District 8 Khowai Women Police Station, Khowai, Khowai District	8
26	Uttar Pradesh	2	1 Lucknow Gramin 2 Kheeri	75	1 Saharanpur 2 Muzaffarnagar 3 Shamli 4 Bagpat 5 Meerut 6 Ghaziabad 7 Hapur 8 Bulandshahar 9 Bijnor 10 Amroha 11 Moradabad 12 Rampur 13 Sambhal 14 Badaun 15 Bareilly 16 Pilibhit 17 Shahjahanpur 18 Aligarh 19 Hathras 20 Kasganj 21 Etah 22 Agra 23 Mathura 24 Firozabad 25 Mainpuri 26 Fatehgarh 27 Kannauj	77

(NA) denotes "Not Available", (NP) denotes "Not Provided" & (-) denotes "Zero"



TABLE 6.2.4 (CONTINUED . . .)

SI No.	STATES/UTs	NUMBER OF RURAL WOMEN POLICE STATIONS	NAME OF RURAL WOMEN POLICE STATIONS	NUMBER OF URBAN WOMEN POLICE STATIONS	NAME OF URBAN WOMEN POLICE STATIONS	TOTAL NUMBER OF (RURAL + URBAN) WOMEN POLICE STATIONS (7) = (3) + (5)	
(1)	(2)	(3)	(4)	(5)	(6)	(7)	
					28 Etawah		
					29 Auraiya		
					30 Kanpur Dehat		
					31 Jhansi		
					32 Lalitpur		
					33 Jalaun		
					34 Chitrakoot		
					35 Hamirpur		
					36 Manova		
					37 Banda		
					38 Prajag Raj		
					39 Kaushambi		
					40 Fatehpur		
					41 Pratapgarh		
					42 Kheeri		
					43 Sitapur		
					44 Hardoi		
					45 Unnao		
					46 Raebareli		
					47 Amethi		
					48 Barabanki		
					49 Faizabad		
					50 Ambedkarnagar		
					51 Sultanupur		
					52 Bahraich		
					53 Gonda		
					54 Shravasti		
					55 Balrampur		
					56 Siddharth Nagar		
					57 Basti		
					58 Santkabir Nagar		
					59 Maharajganj		
					60 Gorkhapur		
					61 Kushinagar		
					62 Deoria		
					63 Azamgarh		
					64 Mau		
					65 Ballia		
					66 Ghazipur		
					67 Chandauli		
					68 Jaunpur		
					69 Santravidas Nagar		
					70 Mirzapur		
					71 Sonbhadra		
					72 Police Commissionerate Lucknow		
					73 Police Commissionerate Gautambudhanagar		
					74 Police Commissionerate Varansi		
					75 Police Commissionerate Kanpur Nagar		
27	Uttarakhand	0	NA	2	1 Srinagar (Pauri Grahwal)		2
					2 Almora		
28	West Bengal	0	NA	49	1 Baruipur Women PS, Baruipur Police District		49
					2 Diamond Harbour Women PS, Diamond Harbour Police District		

(NA) denotes "Not Available", (NP) denotes "Not Provided" & (-) denotes "Zero"



TABLE 6.2.4 (CONTINUED . . .)

SI No.	STATES/UTs	NUMBER OF RURAL WOMEN POLICE STATIONS	NAME OF RURAL WOMEN POLICE STATIONS	NUMBER OF URBAN WOMEN POLICE STATIONS	NAME OF URBAN WOMEN POLICE STATIONS	TOTAL NUMBER OF (RURAL + URBAN) WOMEN POLICE STATIONS (7) = (3) + (5)
(1)	(2)	(3)	(4)	(5)	(6)	(7)
					3 Canning Women PS, South 24 Parganas District	
					4 Jalpaiguri Women PS, Jalpaiguri	
					5 Haldia Women PS, Purba Medinipur Dist	
					6 Contai Women PS, Purba MDP	
					7 Jhargram Women PS, Jhargram Police District	
					8 Krishnanagar Women PS, Nadia Distirct.	
					9 Ranaghat Women PS, Nadia District	
					10 Suri Women PS, Birbhum District	
					11 Bolpur Women PS, Birbhum District	
					12 English Bazar Women PS, Malda District	
					13 Medinipur Women PS, Paschim Medinipur	
					14 Kharagpur Women PS, Paschim Medinipur Dist.	
					15 Raghunathpur Women PS, Purulia District	
					16 Purulia Women PS, Purulia District	
					17 Khatra Women PS, Bankura District	
					18 Bankura Women PS, Bankura District.	
					19 Balurghat Women PS, Dakshin Dinajpur Dist.	
					20 Berhampur Women PS, Murshidabad Dist.	
					21 Jangipur Women PS, Murshidabad District	
					22 Dinhata Women PS, Cooch Behar District	
					23 Cooch Behar Women PS, Cooch Behar District	
					24 Uliberia Women PS, Howrah Rural District	
					25 Barasat Women PS, North 24-Pgs.	
					26 Bongaon Women PS, North 24 Parganas District	
					27 Serampore Women PS, Hooghly District	
					28 Chinsurah Women PS, Hooghly District	
					29 Arambagh Women PS, Hooghly District	
					30 Raiganj Women PS, Uttar Dinajpur	
					31 Darjeeling Women PS, Darjeeling District	
					32 Kalimpong Women PS, Kalimpong District	
					33 Burdwan Women PS, Burdwan District	
					34 Siliguri Women PS, Siliguri PC	
					35 Bidhannagar Women PS, CP Bidhannagar	
					36 Asansol Women PS, ASL-DGP PC	
					37 Durgapur Women PS, ASL-DGP PC	
					38 Barrackpore Women PS, PC Bkpore	
					39 Howrah Women PS, Howrah PC	
					40 Alipurduar Women PS, Alipurduar District	
					41 Patuli Women PS, Kolkata Police	
					42 Amherst Street Women PS, Kolkata Police	
					43 Watgunge Women PS, Kolkata Police	
					44 Behala Women PS, Kolkata Police	
					45 Tallygunge Women PS, Kolkata Police	
					46 Karaya Women PS, Kolkata Police	
					47 Ultadanga Women PS, Kolkata Police	
					48 Taltala Women PS, Kolkata Police	
					49 Survey Park Women PS Kolkata Police	
29	A & N Islands	0	NA	0	NA	0
30	Chandigarh	0	NA	1	1 Women Police Station, Sector-17, Chandigarh	1
31	Dadra and Nagar Haveli and Daman and Diu	0	NA	0	NA	0

(NA) denotes "Not Available", (NP) denotes "Not Provided" & (-) denotes "Zero"



TABLE 6.2.4 (CONTINUED . . .)

SI No.	STATES/UTs	NUMBER OF RURAL WOMEN POLICE STATIONS	NAME OF RURAL WOMEN POLICE STATIONS	NUMBER OF URBAN WOMEN POLICE STATIONS	NAME OF URBAN WOMEN POLICE STATIONS	TOTAL NUMBER OF (RURAL + URBAN) WOMEN POLICE STATIONS	
(1)	(2)	(3)	(4)	(5)	(6)	(7) = (3) + (5)	
32	Delhi	0	NA	0	NA	0	
33	Jammu and Kashmir	8	1	Women Police Station Kathua	2	1	Women Police Station Jammu
			2	Women Police Station Udhampur		2	Women Police Station Srinagar
			3	Women Police Station Doda			
			4	Women Police Station Rajouri			
			5	Women Police Station Baramulla			
			6	Women Police Station Kupwara			
			7	Women Police Station Anantnag			
			8	Women Police Station Pulwama			
34	Ladakh	0	NA	1	1	Women Police Station Leh, Near Polo Ground Leh	1
35	Lakshadweep	0	NA	0	NA	0	
36	Puducherry	1	1	AWPS, Karaikal	2	1	AWPS Pondy
					2	2	AWPS Villianur
Total		121		648			769

(NA) denotes "Not Available"

(NP) denotes "Not Provided"

(-) denotes "Zero"



TABLE 6.2.5-- DETAILS OF POLICE MEDALS FOR GALLANTRY AWARDED TO POLICE PERSONNEL OF STATES/UTs/ CENTRAL ARMED POLICE FORCES/ CPOs, DURING 2022

AS ON 01.01.2023

Sl. No.	STATES/UTs / CAPFs/CPOs	PPMG	PMG	ANY OTHER	POSTHUMOUS OUT OF (3),(4) & (5)
(1)	(2)	(3)	(4)	(5)	(6)
1	Andhra Pradesh	-	3	-	-
1	Arunachal Pradesh	3	-	30	-
3	Assam	-	8	33	-
4	Bihar	-	7	-	-
5	Chhattisgarh	-	25	-	-
6	Goa	-	-	12	-
7	Gujarat	-	-	-	-
8	Haryana	-	-	-	-
9	Himachal Pradesh	-	-	-	-
10	Jharkhand	NP	10	NP	6
11	Karnataka	-	-	-	-
12	Kerala	-	-	22	-
13	Madhya Pradesh	-	2	-	-
14	Maharashtra	-	49	-	49
15	Manipur	-	1	19	-
16	Meghalaya	-	-	7	-
17	Mizoram	-	-	8	-
18	Nagaland	-	-	-	-
19	Odisha	-	8	45	-
20	Punjab	-	-	60	-
21	Rajasthan	-	-	-	-
22	Sikkim	-	-	-	-
23	Tamil Nadu	-	-	3	1
24	Telangana	-	-	27	-
25	Tripura	-	-	-	-
26	Uttar Pradesh	5	-	782	787
27	Uttarakhand	-	-	-	-
28	West Bengal	-	-	43	-
29	A & N Islands	-	-	5	-
30	Chandigarh	-	-	60	-
31	Dadra and Nagar Haveli and Daman and Diu	-	-	2	-
32	Delhi	-	3	-	1
33	Jammu and Kashmir	-	223	226	-
34	Ladakh	-	-	2	-
35	Lakshadweep	-	-	-	-

(NA) denotes "Not Available", (NP) denotes "Not Provided" & (-) denotes "Zero"



TABLE 6.2.5-- (CONTINUED ...)

SI. No.	STATES/UTs / CAPFs/CPOs	PPMG	PMG	ANY OTHER	POSTHUMOUS OUT OF (3),(4) & (5)
(1)	(2)	(3)	(4)	(5)	(6)
36	Puducherry	-	-	-	-
37	Assam Rifles	-	1	28	-
38	Border Security Force	-	21	4	13
39	Central Industrial Security Force	-	-	8,477	-
40	Central Reserve Police Force	-	139	4,926	10
41	Indo-Tibetan Border Police	-	9	8	-
42	National Disaster Response Force	NA	NA	7	NA
43	National Security Guard	-	-	9	-
44	Railway Protection Force	-	-	32	-
45	Sashastra Seema Bal	-	9	-	2
46	Bureau of Police Research & Development (BPR&D)	-	-	7	-
47	Central Bureau of Investigation (CBI)	NA	NA	79	NA
48	Directorate of Coordination Police Wireless (DCPW)	-	-	-	-
49	National Crime Records Bureau (NCRB)	-	-	3	-
50	North Eastern Police Academy (NEPA)	-	-	2	-
51	National Investigation Agency (NIA)	-	-	16	-
52	Sardar Vallabhbhai Patel National Police Academy (SVPNPA)	-	-	6	-
TOTAL		8	518	14,990	869

PPMG: President's Police Medal for Gallantry

PMG: Police Medal for Gallantry

(NA) denotes "Not Available"

(NP) denotes "Not Provided"

(-) denotes "Zero"



APPENDIX 1 -- STATE/UT - WISE POLICE TRAINING INSTITUTES IN INDIA

AS ON 01.01.2023

SL. NO	STATES/UTs	TOTAL NO TRAINING INSTI-TUTES	NAME OF INSTITUTE	TELEPHONE NO.	FAX NO.	MOBILE NO	POSTAL ADDRESS	E-MAIL ADDRESS
(1)	(2)	(3)	(4)	(5)	(6)	(7)	(8)	(9)
1	Andhra Pradesh	23	Police Training College Cantonment, Vizianagaram	08922-274226	08922-277858	9121109333	Cantonment, Vizianagaram, AndhraPradesh-535003	principalptcvzm2014@gmail.com
			Police Training College Ananthapuramu	08554-276149	08554-276322	9440900947	Ananthapuramu-515004	policetrainingcollegeatp@gmail.com
			Battalion Training Centre, 5th BN.	NA	NA	9440906321	APSP,5thBN., Chintalavalasa, Denkada Mandal, Vizianagaram-535005	btccasp05@gmail.com
			Police Training College Kurnool Road	08592-282715	08592-282715	6303918804	Kurnool Road, Ongole, Prakasam district, Andhra Pradesh-523002	policetrainingcollegeong@gmail.com
			Police Training College A-Rangampeta, Kalyanidam, Tirupati	0877-22366070	0877-2236633	9440795668	A-Rangampeta, Kalyanidam, Tirupati, Andhra Pradesh-517102	ptctirupati@gmail.com
			Battalion Training Centre 9th Battalion	NA	NA	9440627447	9th Battalion, APSP, Tirupathi, Andhra Pradesh-524132	itcoreteam9apsp@gmail.com
			Battalion Training Centre 11th Battalion	NA	NA	9440627454	11th Battalion, APSP, Kurnool, Andhra Pradesh-516247	itcoreteam11apsp@gmail.com
			Battalion Training College 2nd Battalion	NA	08518 259337	9440906176	2nd Battalion, APSP, Kurnool, Andhra Pradesh-518003	itcoreteam2apsp@gmail.com
			District Police Training Centre Bangalore Hi-way	NA	NA	9491086010	Bangalore Hi-way, Near RTO Office, Chittoor-517001	dtccchittoor@gmail.com
			District Police Training Centre, Near Rajiv Smruthivanam	NA	NA	9121100501	Near Rajiv Smruthivanam at Rajampet by-passroad, Kadapa.	kadapadtcc@gmail.com
			Battalion Training Centre 3rd BN	0884-2957757	0884-2957757	NA	APSP, 3rdBN., Kakinada, Andhra Pradesh	btc3apspkakinada@gmail.com
			District Police Training Centre Thandyavalasa	NA	NA	6309990801	Thandyavalasa, Srikakulam	dtptcklm32@gmail.com
			District Police Training Centre, Kothamamidipalem Road	NA	NA	9121102101	Kothamamidipalem Road, Near RTO Office, Ongole - 523272	icdtcpkm.198@gmail.com
			Battalion Training Centre, 6th BN.	08645-232054	08645-232055	NA	APSP, 6thBN., Mangalagiri, Guntur Dist., AP-522503	itcoreteam6bn@gmail.com
			District Police Training Centre, Chemudugunta Village	NA	NA	9440700090	Chemudugunta Village, Venkatachalam Mandal, Nellore Dist.,	dtcnellore17@gmail.com
District Training Centre, Lalacheruvu	0883-2462077	NA	NA	Lalacheruvu, A.V.Apparao Rao Road Junction. Rajamahendravaram - 533106	dtcrjy@gmail.com			

(NA) denotes "Not Available", (NP) denotes "Not Provided" & (-) denotes "Zero"

*Above figures are correlated with data provided in DIPTI (Directory of Indian Police Training Institutions) as on 31.03.2023



APPENDIX 1-- (CONTINUED . . .)

SL. NO	STATES/UTs	TOTAL NO TRAINING INSTI-TUTES	NAME OF INSTITUTE	TELEPHONE NO.	FAX NO.	MOBILE NO	POSTAL ADDRESS	E-MAIL ADDRESS
(1)	(2)	(3)	(4)	(5)	(6)	(7)	(8)	(9)
			District Police Training Centre, Lakshmpuram (Village)	08812-224633	NA	NA	Lakshmpuram (Village), besides Navodaya School, Pedavegi, Eluru Dist.,	dtcpedavegi@gmail.com
			District Police Training Centre, Tapasipudi	NA	NA	9440796401	Tapasipudi, Krishna District, Machilipatnam.	dctmtm9@gmail.com
			District Police Training Centre, Dinnedavarapadu (V)	08518-280633/4	NA	NA	Dinnedavarapadu (V), Kallur (M), Kurnool Dist., 518002	dptcknl@gmail.com
			District Police Training Centre, Ananthapuramu	NA	NA	9440796801	Ananthapuramu, O/o the Dist. Police Office, Ananthapuramu-515001	dctcananthapuramu262@gmail.com
			City Police Training Centre, Visakhapatnam	0891-2730203	NA	NA	Visakhapatnam, Surya Bagh, Visakhapatnam	adcpavspcity@gmail.com & principalctc.vspc@gmail.com
			District Police Training Centre, Saripalli Road	NA	NA	9121109401	Saripalli Road, IDA Area, Nellimarla Mandal, Vizianagaram	viceprincipalctcvzm2010@gmail.com
			Battalion Training Centre, 16th Bn.	0891-2718345	NA	NA	16th BN., Bakkannapalem, Madhurawada, Visakhapatnam - 530048	16thbnaps@gmail.com
2	Arunachal Pradesh	1	Police Training Centre, Bhanderdewa	NA	NA	9436059990	PTC, Banderdewa, PO/PS-Banderdewa, Distt-Papumpare, Pin-791123	prnlptcbdw@gmail.com
3	Assam	4	Police Training College	0376-2380237	0376-2381866	9435146011	Assam, Dergaon P.O & PS -Dergaon Dist. Golaghat, Assam - 785614	drg1949@assampolice.gov.in
			Armed Police Training Centre	0376-2380274	0376-2380275	9954499644	P.O./P.S.: Dergaon, Golaghat, Assam - 785703	co.aptc.drg@assampolice.gov.in
			Recruit Training School	0376-2380282	0376-2380282	9435077300	P.O./P.S:- Dergaon Dist-Golaghat, Assam	co-rts@assampolice.gov.in
			Battalion Training Centre	0376-2380216	0376-2380216	7002770889	PO & PS-Dergaon Dist. Golaghat, Assam - 785614	nbalshya@assampolice.gov.in
4	Bihar	4	CTS Nathnagar, Bhagalpur	06421- 2500601	06421-2500601	8544428376	CTS Nathnagar, Po- Champagnar, Dist-Bhagalpur, Bihar, Pin-812004	cts.nathnagar-bih@nic.in
			MPTC Dumraon, Buxar	NP	NP	9431294226	MPTCDumraon, Buxar, Bihar, Pin-802119	principalmpc.dumraon@gmail.com
			CTS Simultala	06345-296119	NP	9973937372	CTS Simultala, Camp-Police Line Malaypur, Jamui, Bihar, Pin-811313	ctssimultala@gmail.com
			Bihar Police Academy, Rajgir	6112295074	NP	8544428366	Bihar Police Academy, Rajgir, Dist-Nalanda.	policeacademy2009@gmail.com
5	Chhattisgarh	12	PTC Bargaon	N/A	N/A	9479190210	Comdt. PTC Bargaon-Kondagaon 494229	comdtptcbargaon@gmail.com
			APTS Jagdalpur	07782-228181	07782-225258	9479190209	Comdt. APTS Jagdalpur 494001	aptsjdr@gmail.com

(NA) denotes "Not Available", (NP) denotes "Not Provided" & (-) denotes "Zero"

*Above figures are correlated with data provided in DIPTI (Directory of Indian Police Training Institutions) as on 31.03.2023



APPENDIX 1-- (CONTINUED . . .)

SL. NO	STATES/UTs	TOTAL NO TRAINING INSTI-TUTES	NAME OF INSTITUTE	TELEPHONE NO.	FAX NO.	MOBILE NO	POSTAL ADDRESS	E-MAIL ADDRESS
(1)	(2)	(3)	(4)	(5)	(6)	(7)	(8)	(9)
			CTJW Kanker	07868-241768	N/A	9479190208	Comdt. CTJW College Kanker 494334	ctjwc@yahoo.com
			CIAT PTS Rajnandgaon	07744-224607	N/A	9479190203	SP PTS Rajnandgaon 491441	sppts-raj.cg@gov.in
			CIAT 5th Bn Jagdalpur	07782-222610	N/A	9479190850	Comdt. 5th Bn CAF Jagdalpur 494001	commandant5thbncafjdr@yahoo.in
			CIAT PA Chandkhri, Raipur	07721-265301	07721-265301	9479190452	Deputy Dir. SPA Chandkhri, Raipur 492101	dir-policeacademy.cg@gov.in
			CIAT 2nd Bn Bilaspur	07752-283319	07752-283352	9479190820	Comdt. 2nd Bn CAF Sakri Bilaspur 495003	comdt.2nd.bn.sakari@gmail.com
			Netaji Subhas Chandra Bose State Police Academy Chandkhuri, Raipur	07721-2526050	07721-2526050	94792-21306	SP Police Academy Chandkhuri, Raipur	dir-policeacademy.cg@gov.in
			PTS MANA	0771-2418028	0771-2418028	9479190202	SP PTS MANA, Raipur 492015	ptsraipurmana@gmail.com
			PTS Rajnandgaon	07744-224607	07744-224607	9479190203	SP PTS Rajnandgaon 491441	spptsrajnandgaon@gmail.com
			PTS Mainpat	NA	NA	94791-90185	SP PTS Mainpat, Distt Sarguja	spmainpat@gmail.com
			IED School, Raipur	0771-2418960	0771-241768	9479190208	Incharge IED School Mana, Raipur	iedschool2014@gmail.com
6	Goa	1	Police Training School, Valpoi	0832-2374248	0832-2374248	NA	Police Training School, Valpoi Goa. 403506	pricipal-pts@goapolice.gov.in
7	Gujarat	5	Gujarat Police Academy, karai	079-29758004	079-29750800	9978988999	Karai, Dist-Gandhinagar	karai@gujarat.gov.in
			Police Training College, Junagadh	0285-2623226	0285-2651398	9978407838	Bilkha Road, Junagadh	ptc-jun-jun@gujarat.gov.in
			Police Training School, vadodara	0265-2433600	0265-2432009	99784-02944	Lalbaug, Baroda	principal-trg-vad@gujarat.gov.in
			State Reserve Police Training Centre, (Chowkey) Sorath	085-2688150/51	0285-2688247	99784-07838	Chowkey, Dist-junagadh	srptc-jetpur-raj@gujarat.gov.in
			Commando Training Center, Khalal-Kheda	079-29758004	079-29750800	9978406991	Khalal, Dist-kheda	ctckhalal@gujarat.gov.in
8	Haryana	4	Haryana Police Academy, Madhuban, Karnal	0184-2390602	0184-23800116, 118	9966941094	Haryana Police Academy Madhuban, Karnal Pin code 132037	supdtofficehpambn@gmail.com
			Police Training College, Sunaria, Rohtak.	1262-2426000	01262-242605	9582904199	Post office Police Training College, Sunaria Rohatk Pin 124010	trgbrptc@gmail.com
			Recruit Training Center, Bhondsi, Gurugram	0124-2269911, 12, 13	0124-2269900	8527911111	Recruit Training Center, Bhondsi, Gurugram Pin 122102	rtc.pol@hry.gov.in
			Police Telecommuncion Training Center Moginina Panchkula	0172253051 & 2929555	NA	9446033222	Police Telecommuncion Training Center Moginind Panchkula.opp dector 25, Panchkula Pin 134112	sptelecom@hry.nic.in
9	Himachal Pradesh	2	Himachal Pradesh Police Training College	01894-275138	01894-275171	NA	Himachal Pradesh Police Training College Daroh, Himachal Pradesh	principal-ptc-hp@gov.in

(NA) denotes "Not Available", (NP) denotes "Not Provided" & (-) denotes "Zero"

*Above figures are correlated with data provided in DIPTI (Directory of Indian Police Training Institutions) as on 31.03.2023



APPENDIX 1-- (CONTINUED . . .)

SL. NO	STATES/UTs	TOTAL NO TRAINING INSTI-TUTES	NAME OF INSTITUTE	TELEPHONE NO.	FAX NO.	MOBILE NO	POSTAL ADDRESS	E-MAIL ADDRESS
(1)	(2)	(3)	(4)	(5)	(6)	(7)	(8)	(9)
			Himachal Pradesh Institute of Police Studies	01894-275138	01894-275171	NA	Himachal Pradesh Institute of Police Studies Daroh, Himachal Pradesh	principal-ptc-hp@gov.in
10	Jharkhand	6	Jharkhand Police Academy Hazaribagh	06546-270048	06546-264515	9470922222	PS-Refromatry School, PS-Lohsinghna, Dist-Hazaribagh	sp-japts@jhpolic.gov.in
			J.A.P.T.C Padma Hazaribagh	NA	NA	9431141187	PO+PS-Padma, Hazaribagh	sp-japts@jhpolic.gov.in
			I.T.S Hotwar, Ranchi	0651-2491294	NA	8084383119	Hotwar, Ranchi	sp-its@jhpolic.gov.in
			Jungle Warfare School Netarhat	NA	NA	8851055896	PO+P S-Netarhat, Latehar	dig-jwfs@jhpolic.gov.in
			C.T.C Musabani	NA	NA	6299168882	PO- Rakha, P S-Jadhugora, Dist-Jamshdepur	ctc-musabani@jhpolic.gov.in
			Traffic & Transport Training School Jamshedpur	0657-2270604	0657-2270604	9431706119	PO-P S-Golmuri, Dist-Jamshedpur	tts-jsr@jhpolic.gov.in
11	Karnataka	12	Karnataka Police Academy, Mysuru	0821-2502257/2418627	NA	NA	Karnataka Police Academy, Mysuru	Directorokpa@ksp.gov.in
			Police Training College, Kalaburagi	08472-298321	08427-63655	NA	Police Training College, Kalaburagi	ptcklb@ksp.gov.in
			Karnataka State Police Training School, Channapatna	080-29541248	080-27251248	NA	Karnataka State Police Training School, Channapatna	ksptscpbng@ksp.gov.in
			Police Training School, Khanapura	08336-223333	08336-223223	9480800316	Police Training School, Khanapura	ptskhanapurbgm@ksp.gov.in
			Armed Police Training School, Yelahanka	080-29733403	080-22942622	9480800312	Armed Police Training School, Yelahanka	aptsylnk@ksp.gov.in
			Police Driving & Maintenance School, Yelahanka	080-29733405	NA	NA	Police Driving & Maintenance School, Yelahanka	sppdmsylnk@Ksp.gov.in
			Police Training School, Dharwad	0836-2233248	0836-2233248	9449082923	Police Training School, Dharwad	principalptshd@ksp.gov.in
			Police Training School, Mysuru	0821-2418733	0821-2418734	9740637600	Police Training School, Mysuru	ptsmyc@ksp.gov.in
			Police Training School, Hassan	08172-200100	NA	9148892902	Police Training School, Hassan	principalptshsn@ksp.gov.in
			Police Training School, Aimangala, Chitradurga	08193-273220	08193-273344	8088826244	Police Training School, Aimangala, Chitradurga	aimangalaptsta@ksp.gov.in
			Police Training School, Kadur, Chikmagalur	0267-231555	0267-231545	6362107289	Police Training School, Kadur, Chikmagalur	ptskadurckm@ksp.gov.in
			Police Training School, Thanisandra, Bengaluru	080-29736905	080-29736905	8029636805	Police Training School, Thanisandra, Bengaluru	ptsthanisandrabc@ksp.gov.in
12	Kerala	11	Malabar Special Police	0483-2738252	0483-2738252	NA	Malabar Special Police	cmdtmisp.pol@kerala.gov.in
			Special Armed Police	0471 2433949	NA	NA	Special Armed Police	cmdtsap.pol@kerala.gov.in

(NA) denotes "Not Available", (NP) denotes "Not Provided" & (-) denotes "Zero"

*Above figures are correlated with data provided in DIPTI (Directory of Indian Police Training Institutions) as on 31.03.2023



APPENDIX 1-- (CONTINUED . . .)

SL. NO	STATES/UTs	TOTAL NO TRAINING INSTI-TUTES	NAME OF INSTITUTE	TELEPHONE NO.	FAX NO.	MOBILE NO	POSTAL ADDRESS	E-MAIL ADDRESS
(1)	(2)	(3)	(4)	(5)	(6)	(7)	(8)	(9)
			Police Training College	0471-2323188	0471-2323188	NA	Police Training College	principalptc.pol@gov.in
			Kerala Armed Police, 1st Battalion	0484-2781290	NA	NA	Kerala Armed Police, 1st Battalion	cmdtkap1.pol@kerala.gov.in
			Kerala Armed Police, 2nd Battalion	0491-2555191	NA	NA	Kerala Armed Police, 2nd Battalion	cmdtkap2.pol@kerala.gov.in
			Kerala Armed Police 3rd,Battalion	0473-4217172	NA	NA	Kerala Armed Police 3rd, Battalion	cmdtkap3.pol@kerala.gov.in
			Kerala Armed Police 4 th, Battalion	0497-2781316	NA	NA	Kerala Armed Police 4 th, Battalion	NA
			Kerala Armed Police, 5th, Battalion	04735-274300	NA	NA	Kerala Armed Police, 5th, Battalion	cmdtkap5.pol@kerala.gov.in
			Kerala Police Academy	0487-2331100	0487-2327894	NA	Director, Kerala Police Academy, Ramavarmapuram, Thrissur, Kerala – 680631.	dirkepa.pol@kerala.gov.in
			India Reserve Battalion	0487-2328720	NA	NA	India Reserve Battalion	cmdtirb.pol@kerala.gov.in
			Kerala Armed Women Police Battalion	0471-2704200	NA	NA	Kerala Armed Women Police Battalion	cmdtwpbn.pol@kerala.gov.in
13	Madhya Pradesh	10	Police Training College Musakhedi, Indore	0731-2701184	0731-2701184	7049154637	Police Training College Musakhedi, Indore	sp.ptc-ind@mppolice.gov.in
			Jawahar Lal Nehru Police Academy, Sagar	07582-267733	07582-267733	7587622162	Jawahar Lal Nehru Police Academy, Sagar	NA
			Police Training School, Rewa	07662-256348	07662-256348	7049100830	Police Training School, Rewa	spptsrewa@mppolice.gov.in
			Police Training School, Panchmari	07578-252052	07578-252052	NA	Police Training School, Panchmari	sppts pachmari@mppolice.gov.in
			Police Training School, Tigra, Dam Road, Gwalior	0751-257262	0751-257262	8815602611 & 9425675248	Police Training School, Tigra, Dam Road, Gwalior	sppts_tigra@mppolice.gov.in
			Police Training School, Umaria	07653- 222276	07653-222276	7049154734	Police Training School, Umaria	sppts_umaria@mppolicegmail.com
			Police Training School, Sagar	07582-297774	07582-297784	7049155002	Police Training School, Sagar	sppts sagar@gmail.com
			Madhya Pradesh Police Academy, Bhauri, Bhopal	0755-2523903	0755-2523903	NA	Madhya Pradesh Police Academy, Bhauri, Bhopal	deputydirectormppa@gmail.com
			Police Training School, Ujjain	0734-2507294	0734-2507296	9425047341	Police Training School, Ujjain	sp.ptsujn@mppolice.gov.in
			Police Training School, Bhauri, Bhopal	0755-2523901	0755-2523903	NA	Police Training School, Bhauri, Bhopal	sp.pts-bhauri@mppolice.gov.in
14	Maharashtra	12	Director, Maharashtra Police Academy, Nashik.	0253- 2352161/ 2352158	NP	7276098098	Director, Maharashtra Police Academy, Nashik, Near A. B. B. Signal, Trambak road, Nashik-422007	director.mpa.nashik@mahapolice.gov.in

(NA) denotes "Not Available", (NP) denotes "Not Provided" & (-) denotes "Zero"

*Above figures are correlated with data provided in DIPTI (Directory of Indian Police Training Institutions) as on 31.03.2023



APPENDIX 1-- (CONTINUED . . .)

SL. NO	STATES/UTs	TOTAL NO TRAINING INSTI-TUTES	NAME OF INSTITUTE	TELEPHONE NO.	FAX NO.	MOBILE NO	POSTAL ADDRESS	E-MAIL ADDRESS
(1)	(2)	(3)	(4)	(5)	(6)	(7)	(8)	(9)
			Principal, Police Training Centre, Marol, Mumbai.	022-29250320, 022- 29205663	NP	9545558787	Police Camp, Marol-Maroshi Road, Vijaynagar, Andheri (East), Mumbai-400 059	prin.ptsmarol@mahapolice.gov.in
			Principal, Police Training Centre, Babhalgaon-Latur	02382-265192/666, 02382-243633	NP	9823914100	Babhalgaon road, Taluka & Distt- Latur-413512	prin.ptsbabhalgaon@mahapolice.gov.in
			Principal, Police Training Centre, Nagpur	0712- 2223052/2241461	NP	9923122332	Surendra nagar, Jetil Lion, RPTS Road, Nagpur-440 015.	prin.ptsnagpur@mahapolice.gov.in
			Principal. Police Training Centre. Solapur	NP	NP	8888813674	Solapur-Pune Highway road, near Punyashlok Ahilyadevi holkar solapur university. Solapur.	prin.wptssolapur@mahapolice.gov.in
			Principal, Police Training Centre, Turchi-Tasgaon, Sangli	NP	NP	9673734111	At Post Purchi-Tasgaon, Tq. Tasgaon, Dist Sangali-416 312	prin.pteturachi@mahapolice.gov.in
			Principal, Police Training Centre. Khandala, Pune	02114-269484/485	NP	9922004400	Old Mumbai-Pune Highway, Tq- Maval Dist. Pune-410302	prin.ptskhandala@mahapolice.gov.in
			Principal, Police Training Centre, Jalna	02482-230608/234970	NP	7507133100	In Front of Jhanshi Queen Statue J.E.S. College road, Jalna-431 203	prin.ptsjalna@mahapolice.gov.in, Web site- www.ptcjalna.in
			Principal, Police Training Centre. Akola	0724- 2434111/2422817/2427800	NP	8308811513	Principal, Training Centre, Akola, Gandaki road, Guljarpura, old city, Akola.	prin.ptsakola@mahapolice.gov.in
			Principal, Police Training Centre, Dhule	02562-244100/248100	NP	9405886600	Dakshata Petrol Puimp, Opp ST Workshop, Phashipul to Santoshi Mata Road, Taluka & Dist-Dhule- 424 001.	prinpts.dhule@mahapolice.gov.in
			Principal, Police Training Centre, Nanveej-Daund, Pune	02117-262501/491, 02117-299291	NP	8888841965	At Post Nanveej-Daund, Tq. Daund Dist. Pune.413 801	prin.ptsnanveej@mahapolice.gov.in
			Principal, Detective Training school, Nashik	0253-2993303	NP	9552608100	Principal, Detective Training school, Nashik, Near Boys Town School, Sharnapur Linkroad, Aanandvan Colony, Ramdas nagar, Nashik-422 005	dts.nashik@mahapolice.gov.in
15	Manipur	1	Manipur Police Training College, Pangei	NA	NA	9436027846 (DIRECTOR, MPTC)	Pangei, Imphal East, Manipur-795114	directormptc@gmail.com
16	Meghalaya	4	Police Training School, Umrans, Meghalaya	0364-2591238	NA	9612886214	Principal, Police Training School, Meghalaya, Umrans	umranpts2020@gmail.com
			1st MLP Bn, Armed Police Training Centre, Mawiong	0364-2575488	0364-2575488	9485178401	Commandant, 1st Meghalaya Police Battalion, Mawiong, Shillong - 793016	co.1mlp-meg@gov.in

(NA) denotes "Not Available", (NP) denotes "Not Provided" & (-) denotes "Zero"

*Above figures are correlated with data provided in DIPTI (Directory of Indian Police Training Institutions) as on 31.03.2023



APPENDIX 1-- (CONTINUED . . .)

SL. NO	STATES/UTs	TOTAL NO TRAINING INSTI-TUTES	NAME OF INSTITUTE	TELEPHONE NO.	FAX NO.	MOBILE NO	POSTAL ADDRESS	E-MAIL ADDRESS
(1)	(2)	(3)	(4)	(5)	(6)	(7)	(8)	(9)
			2nd MLP Bn, Armed Police Training Centre, Goeragre.	03651-223838	NP	8575040889	Commandant, 2nd Meghalaya Police Battalion, Goeragre, West Garo Hills, Tura - 794002	co2bn.mlp-meg@nic.in
			6th MLP Bn, Armed Police Training Centre, Umrans, Ri Bhoi District	NA	NA	9436303074	Commandant, 6th Meghalaya Police Battalion, Umrans, Ri Bhoi District	Co6bn.mlp-meg@gov.in
17	Mizoram	1	Police Training School, Thenzawl	NA	NA	9862597986	PTS, Thenzawl, Serchhip District, Pin-796186, Mizoram	NA
18	Nagaland	4	Nagaland Police Training School, Chumoukedima Nagaland	0370-2244079	NA	9436412911	Nagaland Police Training School, Chumoukedima Nagaland	nptsprl@gmail.com
			Signal Training School, Chumoukedima, Nagaland	0370-2244079	NA	9862944849	Signal Training School, Chumoukedima, Nagaland	NA
			Nagaland Armed Police Training Centre, Chumoukedima, Nagaland	0386-240621	NA	6009308200	Nagaland Armed Police Training Centre, Chumoukedima, Nagaland	naptrainingcentre@gmail.com
			Counter Insurgency & Anti-Terrorist School, Ruzaphema, Nagaland	NA	NA	6009308201 & 9612370148	Counter Insurgency & Anti-Terrorist School, Ruzaphema, Nagaland	ciatschool915@gmail.com
19	Odisha	12	Biju Patanaik State Police Academy, Bhubaneswar	0674-2470365	0674-2470369	9437443252	At-Ransinghpur, Po-Sarkantara, Bhubaneswar, Odisha	dir.bpspa.orpol@nic.in
			Police Training College, Angul	6764233669	0674-2336683	NA	At/PO-Dist- Angul	prptc.odpol@nic.in,
			Police Training Institute, Bayree	06725-288006	06725-288007	9438915632	At/PO-Byree, Cuttack, Odisha	comdtpti.odpol@nic.in
			Police Training School, Nayagarh	06753-252230	06753-252330	9437218421	At/PO/Dist- Nayagarh	prptsngr.odpol@gov.in
			Urban Police & Traffic Training Institute, Bhubaneswar	0674-2570347	0674-2570347	9437443252	At/PO- Laxmisagar, Bhubaneswar, Odisha	prtii.odpol@nic.in
			Basic Trainig Institute, Burla, Sambalpur	NA	NA	NA	At/PO- Burla, Dist- Sambalpur, Odisha	comdtbti.odpol@gov.in
			Armed Police Training Centre, Jharsuguda	88950-44010	NA	NA	At/PO/dist- Jharsuguda	comdt2ndbn.orpol@nic.in
			SOG Training and esource Centre, Chandaka, Bhubaneswar	NA	0674-2466009	NA	At/PO-Chandaka, Bhubaneswar, Odisha	comdtsog.orpol@nic.in
			Counter Insurgency and Anti Terrorist School, Chandaka, Bhubaneswar	NA	NA	NA	At/Po-Chandaka, Bhubaneswar, Odisha	comdtsog.orpol@nic.in

(NA) denotes "Not Available", (NP) denotes "Not Provided" & (-) denotes "Zero"

*Above figures are correlated with data provided in DIPTI (Directory of Indian Police Training Institutions) as on 31.03.2023



APPENDIX 1-- (CONTINUED . . .)

SL. NO	STATES/UTs	TOTAL NO TRAINING INSTI-TUTES	NAME OF INSTITUTE	TELEPHONE NO.	FAX NO.	MOBILE NO	POSTAL ADDRESS	E-MAIL ADDRESS
(1)	(2)	(3)	(4)	(5)	(6)	(7)	(8)	(9)
			Counter Insurgency and Anti Terrorist School, Koraput	NA	NA	NA	At/Po/Dist-Koraput	sogaetrckor.odpol@gov.in
			SOG Training and Resource Centre, Koraput	06852-252171	06852-252170	NA	At/Po/Dist-Koraput	sogaetrckor.odpol@gov.in
			Counter Insurgency and Anti Terrorist School, Rourkela	NA	NA	NA	At/Po- Rourkela, Dist-Sundargarh	comdtsog.orpol@nic.in
20	Punjab	6	Maharaja Ranjit Singh, Punjab Police Academy, Phillaur	01826-222062	01826-223820	NP	Director, M.R.S, Punjab Police Academy, Distt. Jalandhar, Pin Code 144410	crl.ppa.phir.police@punjab.gov.in
			Police Recruits Training Centre, Jahan Khelan	01882-272225	01882-272225	98151-98144	Comdt. Police Recruits Training Centre, Jahankhelan, Hoshiarpur	cmdtprtc.jkln.police@punjab.gov.in
			In-service Training Centre, Kapurthala	01822-231033	NP	81465-13710	Comdt. in Service Training Centre, Kapurthala, Kanjli Road, Kapurthala. Pin code-144601	cmdt.istc.kpr.police@punjab.gov.in
			RTC, PAP Training Centre, Jalandhar Cantt.	0181-2924382	NP	NP	Comdt. RTC, PAP, Training Centre, Jalandhar Cantt.	sp.rtc.pap.police@punjab.gov.in
			Commando Training Centre, Bahadurgarh, Patiala	0175-2380374	0175-2380374	NP	Comdt. Commando Training Fort Bahadurgarh, Patiala	cmdt.ctc@gmail.com
			Police Training Centre, Ladda Kothi Sangrur	01675-236794	01675-236794	98780-30100	Comdt. Police Training Centre, Ladda Kothi, Sangrur	cmdt2.irb.ldk.police@punjab.gov.in
21	Rajasthan	11	Rajasthan Police Academy, Jaipur	0141-2303222	0141-2303222	9982899999	Director, RPA, Jaipur-302016	director.rpa@rajpolice.gov.in
			Rajasthan Police Training Centre, Jodhpur	0291-2573886	0291-2573886	9828500401	Principal, RPTC, Jodhpur-342026	principal.rptc@rajpolice.gov.in
			Rajasthan Police Training School, Kishangarh	01463-294700	01463-294700	9829908080	Principal, RPTC, Kishangarh-305801	ptsksg1@gmail.com
			Police Training School, Jodhpur	0291-2574886	0291-2574886	9414559862	Commandant, PTS, Jodhpur-342026	ptsjdr@gmail.com
			Police Training School, Kherwara	02907-294006	02907-294006	9414296644	Commandant, PTS, Kherwara-313803	ptskherwara@gmail.com
			Police Training School, Jhalawar	07432-240191	07432-240191	9413705082	Commandant, PTS, Jhalawar-326001	ptsjhalawar@gmail.com
			Police Motor Driving School, Bikaner	0151-2226145	0151-2226145	9460729400	Commandant, PMDS, Bikaner-334001	pmdsbkn@gmail.com
			Police Training School, Alwar	NP	NP	9829038883	Commandant, PTS, Alwar-301001	ptsalwar@gmail.com
			Police Training School, Bharatpur	NP	NP	9097724315	Commandant, PTS, Bharatpur-321303	ptsbharatpur@gmail.com
			Police Commando Training School, Jodhpur	0291-2570001	0291-2570001	9414266861	Commandant, PCTS, Jodhpur-342026	comdtpcts@gmail.com

(NA) denotes "Not Available", (NP) denotes "Not Provided" & (-) denotes "Zero"

*Above figures are correlated with data provided in DIPTI (Directory of Indian Police Training Institutions) as on 31.03.2023



APPENDIX 1-- (CONTINUED . . .)

SL. NO	STATES/UTs	TOTAL NO TRAINING INSTI-TUTES	NAME OF INSTITUTE	TELEPHONE NO.	FAX NO.	MOBILE NO	POSTAL ADDRESS	E-MAIL ADDRESS
(1)	(2)	(3)	(4)	(5)	(6)	(7)	(8)	(9)
			Police Training School, Bikaner	0151-2970106	0151-2970106	9460729400	Commandant, PTS, Bikaner-334001	comdtptsbkn@gmail.com
22	Sikkim	1	Police Training Centre, Yangang, South Sikkim	0359-2243288	NA	NA	Police Training Centre, Yangang South Sikkim, Namchi District, Pin Code-737139	ptcyangang.sikkimpolice@gmail.com & trainingbranch.sikkimpolice@gmail.com
23	Tamil Nadu	9	Police Training School Vellore, Vellore Fort, Vellore	0416-2220065	NA	NA	The Principal, Police Recruit School, Vellore Fort, Vellore-632004	pprsvlr@gmail.com
			Police Training School Coimbatore, Coimbatore	0422-2242207	NA	NA	The Principal, Police Recruit School, Dr. Balasundaram road (opp to RTO office), Coimbatore - 641018	pprscbe@gmail.com
			PTS Thoothukudi, Perurani, Thoothukudi	0461-2905411	NA	NA	PTS Thoothukudi, Perurani, Thoothukudi	prspuranitut@gmail.com
			Tamil Nadu Police Academy, Oonamanchery	04422752003	NA	NA	Tamil Nadu Police Academy, Oonamanchery	info.tnpa@gmail.com
			Police Training School, Salem Masilapalayam, Mettur (TK) Salem	04298-242001, 04298-243001	NA	NA	Police Training School, Salem Masilapalayam, Mettur (TK) Salem	prssalem12@gmail.com
			Police Training School, Madurai, Idayapatti	NA	NA	9498180948	Police Training School, Madurai, Idayapatti	pprsmadurai@gmail.com
			Police Training School, Thiruvallur, Kanagavallipuram	044-27650100	NA	NA	Police Training School, Thiruvallur, Kanagavallipuram	pprsavadi@gmail.com
			Police Training School, Villupuram, Kolliyan kunam, Tindivanam Taluk, Villupuram	04147-241266	NA	NA	Police Training School, Villupuram, Kolliyan kunam, Tindivanam Taluk, Villupuram	pprsvpm@gmail.com
			Police Training School, Trichy, Anna Nagar, Trichy	0431-2964038	NA	NA	Police Training School, Trichy, Anna Nagar, Trichy	pprstri@gmail.com
24	Telangana	33	Battalion Training Centre, 1st Bn TSSP, Yousufguda, Hyderabad	040-23608927	040-23608193	NA	Battalion Training Centre, 1st Bn TSSP, Yousufguda, Hyderabad	itcoreteam1tssp@gmail.com
			Traffic Training Institute, Goshamahal, Hyderabad	040-27854754	NA	NA	Traffic Training Institute, Goshamahal, Hyderabad	ttihyd13@gmail.com
			RBVRR TS Police Academy, Himayath Sagar, Hyderabad	040-24593380	040-24593201	NA	RBVRR TS Police Academy, Himayath Sagar, Hyderabad	tspa.hyd@gmail.com
			Police Training College, Warangal, Telangana	NA	NA	8702956494	Police Training College, Warangal, Telangana	prlptcwarangal@gmail.com
			Police Training College, Amberpet, Hyderabad, Telangana	040-27403331	040-27401689	NA	Police Training College, Amberpet, Hyderabad, Telangana	prlptcabpt@gmail.com

(NA) denotes "Not Available", (NP) denotes "Not Provided" & (-) denotes "Zero"

*Above figures are correlated with data provided in DIPTI (Directory of Indian Police Training Institutions) as on 31.03.2023



APPENDIX 1-- (CONTINUED . . .)

SL. NO	STATES/UTs	TOTAL NO TRAINING INSTI-TUTES	NAME OF INSTITUTE	TELEPHONE NO.	FAX NO.	MOBILE NO	POSTAL ADDRESS	E-MAIL ADDRESS
(1)	(2)	(3)	(4)	(5)	(6)	(7)	(8)	(9)
			Battalion Training Centre, 10th Battalion, TSSP, Beechpally, Jogulamba Gadwal	08502-293188	NA	NA	Battalion Training Centre, 10th Battalion, TSSP, Beechpally, Jogulamba Gadwal	itcoreteam10tssp@gmail.com
			12th Battalion Training Centre, Anneparthy, Nalgonda	040-24593211	NA	NA	12th Battalion Training Centre, Anneparthy, Nalgonda	itcoreteam12tssp@gmail.com
			Battalion Training Centre, 8thBn., TSSP, Kondapur	040-23000513	NA	NA	Battalion Training Centre, 8thBn., TSSP, Kondapur	itcoreteam8tssp@gmail.com
			Regional Training Centre, Greyhounds, Hyderabad, Telangana	040-24409898	040 24409797	NA	Regional Training Centre, Greyhounds, Hyderabad, Telangana	greyhoundscontrol@gmail.com & ghstrainingcentre@gmail.com
			City Training Centre, Alkapuri Colony, Karimnagar, Telangana	NA	NA	8782242540	City Training Centre, Alkapuri Colony, Karimnagar, Telangana	prlctckarimnagar@gmail.com
			Battalion Training Centre, 7th Battalion TSSP Dichpally, Nizamabad	08461-221532	08461 - 221354	NA	Battalion Training Centre, 7th Battalion TSSP Dichpally, Nizamabad	trgtssp7@gmail.com
			City Police Training Centre, Madikonda, Warangal	040-29882612	NA	NA	City Police Training Centre, Madikonda, Warangal	principalctcwg@gmail.com
			City Police Training Centre, Old SP Office, Suggulavari Thota, Church Compound, Khammam	08742-230003	08742-295102	NA	City Police Training Centre, Old SP Office, Suggulavari Thota, Church Compound, Khammam	viceprincipaltdtckhammam@gmail.com
			District Police Training Centre, Jadcherla, Mahabubnagar	040-29882614	NA	NA	District Police Training Centre, Jadcherla, Mahabubnagar	dtc_mbnr@tspolice.gov.in
			BTC, 13th Bn., TSSP(IR), Gudipet, Mancherial	040-23234998	NA	NA	BTC, 13th Bn., TSSP(IR), Gudipet, Mancherial	trgtssp13@gmail.com
			Integrated Intelligence Training Academy (IITA), Moinabad Ranga Reddy, Hyderabad	NA	NA	8417297102	Integrated Intelligence Training Academy (IITA), Moinabad Ranga Reddy, Hyderabad	iita.training.ts@gmail.com
			Battalion Training Centre, 4thBn,TSSP, Mamnoor, Warangal.	040-23234998	NA	NA	Battalion Training Centre, 4thBn,TSSP, Mamnoor, Warangal.	cmttssp4@gmail.com
			District Training Centre, Nalgonda	NA	NA	8682222306	District Training Centre, Nalgonda	viceprincipaltdtcknalgonda@gmail.com
			City Training Centre, Nizamabad	040-23234998	NA	NA	City Training Centre, Nizamabad	ctcjankampet@gmail.com
			City Training Centre, Cyberabad	040-27854019	NA	NA	City Training Centre, Cyberabad	inchargectccyb@gmail.com

(NA) denotes "Not Available", (NP) denotes "Not Provided" & (-) denotes "Zero"

*Above figures are correlated with data provided in DIPTI (Directory of Indian Police Training Institutions) as on 31.03.2023



APPENDIX 1-- (CONTINUED . . .)

SL. NO	STATES/UTs	TOTAL NO TRAINING INSTI-TUTES	NAME OF INSTITUTE	TELEPHONE NO.	FAX NO.	MOBILE NO	POSTAL ADDRESS	E-MAIL ADDRESS
(1)	(2)	(3)	(4)	(5)	(6)	(7)	(8)	(9)
			City Police Training Centre, Petlaburj, Hyderabad	040-27854896	040-27854897	NA	City Police Training Centre, Petlaburj, Hyderabad	ctchyd2017@gmail.com
			District Training Centre, Vikarabad, Near Collectorate	040-23234998	NA	NA	District Training Centre, Vikarabad, Near Collectorate	dtc.vikarabad2008@gmail.com
			District Police Training Centre, Near District Jail, Kurshid	NA	NA	8732295017	District Police Training Centre, Near District Jail, Kurshid	dptc.add@gmail.com
			District Police Training Centre, Sangareddy	NA	NA	8712656703	District Police Training Centre, Sangareddy	viceprincipaldtcsangareddy@gmail.com
			Police Training College, Karimnagar	040-23234998	NA	9491398617	Police Training College, Karimnagar	ptckarimnagar@gmail.com
			OCTOPUS Commandant Training Centre, Vinoba Nagar, Ibrahimpatnam	040-23418900, 040-23403888	040-23407629	9490618529	OCTOPUS Commandant Training Centre, Vinoba Nagar, Ibrahimpatnam	ic-ctrl-octopus@tspolice.gov.in
			Police Training College, RBVRR TS Police Academy, Himayath Sagar, Hyderabad	040-24593120, 040-24593380, 040-24593455	040-24593201	NA	Police Training College, RBVRR TS Police Academy, Himayath Sagar, Hyderabad	ptctspa2023@gmail.com
			Battalion Training Centre, 3rd (IR) BN., TSSP, IBPM Ranga Reddy	NA	NA	8414224100	Battalion Training Centre, 3rd (IR) BN., TSSP, IBPM Ranga Reddy	tssp3btc@gmail.com
			Police Training College, Kandlakoya, Medchal, Telangana	040-27403331	040-27401689	NA	Police Training College, Kandlakoya, Medchal, Telangana	ptcmedchal@gmail.com
			Metro Barrack Learning Centre, Begumpet	040-23234998	NA	NA	Metro Barrack Learning Centre, Begumpet	begumpetlearningcentre@gmail.com
			Metro Barrack Learning Centre, Chelapura	040-27854866	040 27854866	NA	Metro Barrack Learning Centre, Chelapura	metrobarrackcitycollege1@gmail.com
			Metro Barrack Learning Centre, Goshamahal	040-27853544	NA	NA	Metro Barrack Learning Centre, Goshamahal	tottrainingcentre@gmail.com
			Battalion Training Centre, 15th Battalion TSSP, Sathupally	NA	NA	87161288010	Battalion Training Centre, 15th Battalion TSSP, Sathupally	itcoreteam15tssp@gmail.com
25	Tripura	4	KTDS Police Training Academy	0381-2342287	0381-2342287	9436459517	KTDS Police Training Academy, Narsingarh, West Tripura, Pin-799105	ktdspta@tripurapolice.nic.in
			A.Ch.Rama Rao TSR Training Centre	0381-2391069	NA	NA	A.Ch.Rama Rao TSR Training Centre, R.K. Nagar, Khash Noagoan, West Tripura, pin-799008	comdtacrtrtc@tripurapolice.nic.in

(NA) denotes "Not Available", (NP) denotes "Not Provided" & (-) denotes "Zero"

*Above figures are correlated with data provided in DIPTI (Directory of Indian Police Training Institutions) as on 31.03.2023



APPENDIX 1-- (CONTINUED . . .)

SL. NO	STATES/UTs	TOTAL NO TRAINING INSTI-TUTES	NAME OF INSTITUTE	TELEPHONE NO.	FAX NO.	MOBILE NO	POSTAL ADDRESS	E-MAIL ADDRESS
(1)	(2)	(3)	(4)	(5)	(6)	(7)	(8)	(9)
			Counter Insurgency & Anti Terrorist School (CIATS)	03826-220625	03826-263321	9436122247	Counter Insurgency & Anti Terrorist School (CIATS)Kachucherra, Dhalai District, Pin-799278	ciatker@gmail.com
			Central Training Institute (HG & CD)	0381-2903908	0381-2903908	9436544792	Central Training Institute (HG & CD), Purba Gakulnagar, Sepahijala District, Pin-799130	centraltraininginstitute.trg@gmail.com
26	Uttar Pradesh	11	Dr. B.R.A.Police Academy Moradabad	0591-2435733	0591-2435733	9454402535	DR.B.R.A.Police Academy Moradabad- 244001	polacademy@up.nic.in
			Police Training College Moradabad	0591-2412817	0591-2412817	9454400126	Police Training College Moradabad- 244001	ptcmd@nic.in
			Police Training College Sitapur	05862-297568	05862-244263	9454400188	Police Training College Sitapur- 261001	ptcstp@nic.in
			Armed Police Training College Sitapur	05862-244231	05862-244231	9454400198	Armed Police Training College Sitapur- 261001	adgstp@gmail.com
			Police Training School Meerut	0121-2708121	0121-2708121	9454400186	Police Training School Meerut- 250001	ptsme-up@nic.in
			Police Training School Moradabad	0591-2435627	0591-2435627	9454400321	Police Training School Moradabad- 244001	adgptsmo-up2gmail.com
			Police Training School Gorkhpur	0551-2281053	0551-2281053	9454400435	Police Training School Gorkhpur -273001	ptsgr-up@nic.in
			Police Training School Sultanpur	05144-234022	05144-234022	9454400548	Police Training School Sultanpur- 228001	ptsstrsu@gmail.com
			Police Training Centre Unnao	05144-234022	05144-234022	9454402542	Police Training Centre Unnao-209871	digptcunnao@gmail.com
			Armed Police Training School Mirzapur	5443222424	5443222424	9454400237	Armed Police Training School Mirzapur- 231304	spcnr.apts.mi-p@gov.in
			Armed Police Training School Jaloun	NA	NA	9454400196	Armed Police Training School Mirzapur- 285204	ptsmangrol.jl@up.gov.in
27	Uttarakhand	4	PTC, Narendarnagar	7550243799	01378-227245	7550243799	Police Training Center, Narendar nagar, Tehri Garhwal	viceprincipalptcuk@gmail.com
			ATC, Haridwar	01334-270087	01334-270087	9411114546	Armed Training Center, Jwalapur, Haridwar	atcprincipal@rediffmail.com
			RTC, Dehradun	0135-2716205	0135-2716204	9411112706	Reserve Police Line (RTC), Dehradun	doonpolice@yahoo.com
			RTC, 31Bn PAC, Udhamasinghnagar	5944-242773	05944-242228	9411112713	Reserve Police Line (RTC), 31Bn PAC, Udhamasinghnagar	commandant31pac@gmail.com
28	West Bengal	10	Swami Vivekananda State Police Academy, West Bengal, Latbagan, Barrackpore	033-25920488	033-25920488	9073345240	Swami Vivekananda State Police Academy, Mangal Pandey Uddyan, Latbagan, West Bengal, Barrackpore	igpsvspa@gmail.com
			Subsidiary Training Centre, Sandhya, SAP 9th Bn., Krishnagar, Nadia	03472-227040	03472-227040	9083269383	STC, SAP 9th Bn., Sandhya, Krishnanagar, PO-Ghurni, PS-Bhimpur, Nadia PIN-741 103	cosap9thbn@gmail.com

(NA) denotes "Not Available", (NP) denotes "Not Provided" & (-) denotes "Zero"

*Above figures are correlated with data provided in DIPTI (Directory of Indian Police Training Institutions) as on 31.03.2023



APPENDIX 1-- (CONTINUED . . .)

SL. NO	STATES/UTs	TOTAL NO TRAINING INSTI-TUTES	NAME OF INSTITUTE	TELEPHONE NO.	FAX NO.	MOBILE NO	POSTAL ADDRESS	E-MAIL ADDRESS
(1)	(2)	(3)	(4)	(5)	(6)	(7)	(8)	(9)
			Subsidiary Training Centre, SAP 4th Bn. Kasba, Raiganj, Uttar Dinajpur	035-23252028	03523 222085/80	9083269280	STC, SAP 4th Bn., Kasba, Raiganj, Uttar Dinajpur, PIN-733 123	stcsap4thbn@gmail.com
			Subsidiary Training Centre, EFR 2nd Bn. Salua Local, Medinipur	032-2229666	032-22277238	9831313622	Subsidiary Training Centre, EFR 2nd Bn. Salua Local, Medinipur	digeft2@gmail.com
			Subsidiary Training Centre, Under SAP 13th Bn. Barjora, Bankura	032-429705	0343-2543619	9635855092	STC Barjora, SAP 13th Bn., Bankura, PIN-722 202	sap13thbattalionbankura@gmail.com
			Subsidiary Training Centre, SAP 12th Bn., Dabgram, Jalpaiguri	035-32568378	0353-2568398	9064954453	STC Dabgram, SAP 12th BN., PO- Satellite Township, PS New Jalpaiguri, Dist.- Jalpaiguri, PIN - 734 015	cosap12@gmail.com
			Police Training School, Salua, Medinipur	0322-2296044	NA	NA	Police Training School, Salua, Medinipur	pts-salua@wbpolice.gov.in & principalptssalua2017@gmail.com
			Kolkata Police Training Academy, Kamardanga	033-26574050	033-26575051	6292257955	Kolkata Police Training Academy, Uttar Arupara, Kamardanga, Ramrajatala, Dasnagar, Howrah, PIN-711 112	kolkatapolicetrainingacademy@yahoo.com
			Telecommunication, Tollygunge, Kolkata	033-23770400	033-2511-0651	NA	3, Manik Bandyopadhyay Sarani, Tollygunj, Kolkata-700 040.	telecomhqs@gmail.com
			Subsidiary Training Centre, SAP 1st Battalion, Barrackpore	033-25946969	033-2594-6969	9635855092	STC, SAP 1st Bn. Barrackpore, PIN-700 120	sap1stbn@gmail.com
29	A & N Islands	1	Police Training School, Prothrapur, Port Blair	03192-261596	03192-261598	9434289985	Police Training School, Prothrapur, P. O. Brichgunj, Near District Jail, Port Blair, South Andaman, A & N Islands, Pin Code - 744105	viceprincipalpts@gmail.com
30	Chandigarh	1	Recruit Training Centre, Sector-26 Chandigarh	0172-2750066	NA	9779580139	RTC, Police Lines, Sector-26 Chandigarh	pdsprtg-chd@nic.in
31	Dadra and Nagar Haveli and Daman and Diu	1	Police Training School, Saily	NP	NP	NP	Police Training School, Saily UT of Dadra and Nagra Haveli, Pin Code-396230	NP
32	Delhi	7	Delhi Police Academy-1, Jharoda Kalan	20895053	20895594	8750871373	Delhi Police Academy-1, Jharoda Kalan, Najafgarh-Bahadurgarh Road, New Delhi-110072	pptc@delhipolice.gov.in
			Delhi Police Academy-II, Jharoda Kalan	20895053	20895594	8750871373	Delhi Police Academy-II, Jharoda Kalan, Najafgarh-Bahadurgarh Road, New Delhi-110072	ppts.jk@delhipolice.gov.in
			Delhi Police Academy, Wazirabad	28081224	28081224	8750871375	Delhi Police Academy, Biharipur, Yamuna Pusta, Wazirabad Delhi	ppts.wbad@delhi police.gov.in

(NA) denotes "Not Available", (NP) denotes "Not Provided" & (-) denotes "Zero"

*Above figures are correlated with data provided in DIPTI (Directory of Indian Police Training Institutions) as on 31.03.2023



APPENDIX 1-- (CONTINUED ...)

SL. NO	STATES/UTs	TOTAL NO TRAINING INSTI-TUTES	NAME OF INSTITUTE	TELEPHONE NO.	FAX NO.	MOBILE NO	POSTAL ADDRESS	E-MAIL ADDRESS
(1)	(2)	(3)	(4)	(5)	(6)	(7)	(8)	(9)
			Delhi Police Academy, Dwarka	20826006	28826015	8750871375	Delhi Police Academy, Sector-09, Dwarka, Delhi	ppts.dwk@delhipolice.gov.in
			Specialized Training Centre, PS-Rajender Nagar	28741441	28741442	8750871374	Specialized Training Centre, PS-Rajender Nagar, New Delhi	ptcstc@gmail.com
			Academy for Smart Policing, Chanakya Puri	23794011	28741442	7042183986	Academy for Smart Policing, 07, Mother Teresa Crescent, Chanakya Puri, New Delhi	asp.chanakyapuri@gmail.com
			Advance Commando Training Centre, Abhanpur, Distt. Alwar	NA	NA	9811168450	Village Abhanpur, P.O. Shekpur, Tehsil Tizara, District Alwar, Rajasthan-301411	commandotrainingcentre2022@gmail.com
33	Jammu and Kashmir	7	Sher -I-Kashmir Police Academy	01992-270200	01922-270225	9419177997	Vill Badli Rakh, SKPA Udampur	dirskpa@jkpolice.gov.in
			SPS Police Training College	01922-234445	01922-234445	9419145650	SPS Police Training College, Kathua	ptskathua@jkpolice.gov.in
			Police Technical Training Institute (PTTI) Vijaypur Sambha	1923291244	NP	9419156178	Police Technical Training Institute (PTTI), Vijaypur	pttivijaypur1998@gmail.com
			Subsidiary Training Centre, Talwara Reasi	19991244648	1991244846	9419027729	STC Talwara District Reasi	stctalwara@jkpolice.gov.in
			Subsidiary Training Centre, Sheeri, Baramulla	195224388	1952246888	9419046432	STC Sheeri District Baramulla	stcsheeri@jkpolice.gov.in
			Commando Training Centre (CTC), Lethpora, Awantipora	NP	NP	9419333786	Lethpora, District Pulwama:- 192122	tanveerjilani2015@gmail.com
			Police Training School, Manigam	1942419213	0194-2419213	9419000416	Police Training School, Manigam	ptsmanigam@jkpolice.gov.in
34	Ladakh	0	NA	NA	NA	NA	NA	NA
35	Lakshadweep	0	NA	NA	NA	NA	NA	NA
36	Puducherry	1	Police Training School, Puducherry	0413-2277609 & 0413-2272733	NA	9843059100	Office of the Superintendent of Police, Police Training School, Gorimedu,	sppts.pon@nic.in
Total		236	-	-	-	-	-	-

(NA) denotes "Not Available"

(NP) denotes "Not Provided"

(-) denotes "Zero"

*Above figures are correlated with data provided in DIPTI (Directory of Indian Police Training Institutions) as on 31.03.2023



APPENDIX 2 -- CAPF - WISE TRAINING INSTITUTES IN INDIA

AS ON 01.01.2023

SL. NO	NAME OF CAPFs	TOTAL NO TRAINING INSTI-TUTES	NAME OF INSTITUTE	TELEPHONE NO.	FAX NO.	MOBILE NO	POSTAL ADDRESS	E-MAIL ADDRESS
(1)	(2)	(3)	(4)	(5)	(6)	(7)	(8)	(9)
1	Assam Rifles	4	Assam Rifles Training Centre & School	03862-261001	NA	03862-261001	Shokhuvi, Dimapur, Nagaland - 797115	artc.dgar@gmail.com
			Assam Rifles Dog Training Centre	0376 2950457	NA	0376 2950457	Jorhat, Assam-932401, c/o 99 APO	ardog.trg.gov.in
			Assam Rifles Hill Driving School	03825 262209	NA	03825 262209	Teliamura, Tripura, c/o 29 Assam Rifles, Pin-932029, c/o 99APO	uttamuntees@gmail.com
			Assam Rifles Information Technology Centre	03842 267157	NA	03842 267157	Assam Rifles Information Technology Centre, Silchar, Assam	principalarit@gmail.com
2	Border Security Force	25	BSF Academy Tekanpur	07524-274100	274200	NA	Tekanpur, Distt- Gwalior, Madhya Pradesh -475005	acy@bsf.nic.in
			TC&S Hazaribagh	06546-236776	236627	NA	Meru Camp, Hazaribagh, Jharkhand -825317	tczshzb@bsf.nic.in
			CSMT BSF Tekanpur	07524-274580	274013	NA	Tekanpur, Distt- Gwalior Madhya Pradesh -475005	csmt@bsf.nic.in
			NTCD BSF Tekanpur	07524-274100	274013	NA	Tekanpur, Distt- Gwalior Madhya Pradesh -475005	ntcd@bsf.nic.in
			CSWT BSF Indore	0731-2621030	2621030	NA	Bijasan Road Indore Madhya Pradesh -475005	cswt@bsf.nic.in
			BSF Institute of Adventure & Advance Training (BIAAT) Dehradun	0135-2695879	2695879	NA	Madhowala, Doiwala, Dehradun Uttarakhand - 248140	ddnbiaat@gmail.com
			GTS BSF New Delhi	011-29958162	29958162	NA	Pushpa Bhawan, Floor No.2, Madangiri, New Delhi -110062	bsfgts@bsf.gov.in
			BSF Institute of Communication and Information Technology (BICIT) New Delhi	011-29962940	29962940	NA	Tigri Camp MB Road New Delhi-110062	stsnd@bsf.gov.in
			Centre for Electronics and Digital Communication (CEDCO) BSF Bengaluru	080-29724594	29724594	NA	PO-Yelahanka, Bengaluru, Karnataka-560064	stsbglr@bsf.nic.in
			STC BSF Srinagar	0194-2303396	2303396	NA	Humhama, Srinagar, J&K - 190003	stcsgr@bsf.nic.in
			STC BSF Udampur	01992-244507	244507	NA	PO-Ronu, Dhar Road, Udampur, J&K-182126	stcudampur@bsf.nic.in
STC BSF Kharkan Camp	01882-253670	2574697	NA	PO-Kharkan Camp Distt- Hoshiarpur, Punjab-146001	stckcamp@bsf.nic.in			

(NA) denotes "Not Available", (NP) denotes "Not Provided" & (-) denotes "Zero"



APPENDIX 2-- (CONTINUED . . .)

SL. NO	NAME OF CAPFs	TOTAL NO TRAINING INSTI-TUTES	NAME OF INSTITUTE	TELEPHONE NO.	FAX NO.	MOBILE NO	POSTAL ADDRESS	E-MAIL ADDRESS
(1)	(2)	(3)	(4)	(5)	(6)	(7)	(8)	(9)
			STC BSF Jodhpur	0291-2573670	2574697	NA	PO-BSF Campus Mandore Road, Jodhpur Rajasthan – 342026	stcjdr@bsf.nic.in
			STC BSF Chakur	02381-257785	257785	NA	PO-Chakur, Distt-Latur, Maharashtra – 413513	stcckr@bsf.nic.in
			STC BSF Churachandpur	03874-234283	234283	NA	Churachandpur, Manipur- 795128	stcccpr@bsf.nic.in
			STC BSF North Bengal	0353-2590030	2590812	NA	Baikunthpur, PO-Salugura, Distt-Jalpaiguri- West Bengal -734402	stcnb@bsf.nic.in
			STC BSF Hazaribagh	06546-236627	236627	NA	Meru Camp, Hazaribagh, Jharkhand-825317	stchzb@bsf.nic.in
			STC BSF Tekanpur	07524-275436	275436	NA	Tekanpur, Distt-Gwalior-Madhya Pradesh-475005	stctkp@bsf.nic.in
			STC BSF Bengaluru	080-28478427	28478161	NA	PO-Yelhanka, Bengaluru, Karnataka – 560064	stcbglr@bsf.nic.in
			STC BSF Indore	0731-2882500	2882500	NA	Bijasan Road, Indore Madhya Pradesh -475005	stcindore@bsf.nic.in
			CIAT BSF Karahalli, Bengaluru	080-28478427	28478161	NA	PO-Karahalli, Distt-Bengaluru (North) Karnataka – 562110	stcbglr@bsf.nic.in
			NACP Okha, Gujarat	02892-0262410	2570060	NA	Near Fisheries Research Centre, Okha, Mithapur, Gujarat – 361350	bsfnacp@bsf.nic.in
			RTC BSF Chhawla	011-25317414	25317430	NA	PO-Chhawla, New Dlehi-110071	comdt025@bsf.nic.in
			RTC BSF Bhondsi	0124-2266400	2265909	NA	Vill- Bhondsi, Near Badshapur, Distt-Gurugaon, Haryana	comdt095@bsf.nic.in
			Artillery Training School, Faridkot	01639-250871	251870	NA	Talwandi Road, Faridkot, PO & Distt- Faridkot, Punjab-151203	hqrebgarty@bsf.nic.in
3	Central Industrial Security Force	9	National Industrial Security, Hyderabad	040-27862690, 040-27862691	040-27863997	NA	Director, CISF NISA, Hakimpet, Hyderabad, 500 078	nisa-hyderabad@cisf.gov.in
			Fire Service Training Institute, Hyderabad	040-27861685	040-27861685	8500231354 (Control Room)	DIG, CISF FSTI, NISA Campus, Hakimpet, Hyderabad 500 078	digfsti@cisf.gov.in
			Regional Training Centre, Arakkonam, Tamil Nadu	04177-291503	NA	9025526985	DIG, CISF RTC Arakkonam, Suraksha Campus, Ranipet Dist, Tamil Nadu. 631 152	rtc-arakkonam@cisf.gov.in
			Regional Training Centre, Barwaha, Madhya Pradesh	07280-299158	NA	9479732712	DIG, CISF RTC Barwaha, Post Dariyamahal, Khargone District, Madhya Pradesh. 451 115	rtc-barwaha@cisf.gov.in
			Regional Training Centre, Behror, Rajasthan	01494-248005	01494-248003	NA	DIG, CISF RTC Behror, Anantpura, Alwar, Rajasthan 301 713	rtc-behror@cisf.gov.in
			Regional Training Centre, Bhilai, Chattisgarh	7882970913	NA	NA	DIG, CISF RTC Bhilai, Durg, Chattisgarh, 491 107	rtc-bhilai@cisf.gov.in
			Regional Training Centre, RTC Deoli, Rajasthan	01434-232040	01434-232611	7004692477	DIG CISF RTC Deoli, Tonk, Rajasthan. 304 804	rtc-deoli1@cisf.gov.in

(NA) denotes "Not Available", (NP) denotes "Not Provided" & (-) denotes "Zero"



APPENDIX 2-- (CONTINUED . . .)

SL. NO	NAME OF CAPFs	TOTAL NO TRAINING INSTI-TUTES	NAME OF INSTITUTE	TELEPHONE NO.	FAX NO.	MOBILE NO	POSTAL ADDRESS	E-MAIL ADDRESS
(1)	(2)	(3)	(4)	(5)	(6)	(7)	(8)	(9)
			Regional Training Centre, Mundali, Odisha	06712-960114	06712-879560	8895041355	DIG RTC Mundali, Cuttack, Odisha, 754 013	rtc-mundali@cisf.gov.in
			Dog Training School, Ranchi, Jharkhand	0651-2601015-(Off) 0651-2601017 (C/Room)	NA	963008526 - Principal, DTS Ranchi	Principal, CISF Dog Training School, 2nd Res Bn Campus, Tiril Ashram, Dhurwa, Ranchi, Jharkhand. 834 004.	cts-ranchi@cisf.gov.in
4	Central Reserve Police Force	22	Recruit Training Centre Srinagar	0194-2951536	0194-2950853	9868102041	The Dy. Inspector General, Recruits Training Centre, CRPF, Srinagar, J&K - 190021	rtcfour@crpf.gov.in
			Recruit Training Centre Neemuch	07423-292749	9752565188	9868110314	The Dy. Inspector General, Recruits Training Centre, CRPF, Neemuch, MP-458441	rtcone@crpf.gov.in
			Recruit Training Centre Rajgir	06112-295401	NA	7632079451	The Dy. Inspector General, Recruits Training Centre, CRPF, Rajgir (Bihar) - 803116	rtcfive@crpf.gov.in
			Recruit Training Centre Peringome	04985-299502	04985-299504	7306204042	The Dy. Inspector General, Recruits Training Centre, CRPF, Aravanchal, Peringome, Kannur, Kerala-670353	rtcthree@crpf.gov.in
			Recruit Training Centre Avadi	044-29565681	044-29565615	N/A	The Dy. Inspector General, Recruits Training Centre, CRPF, Avadi, Chennai, Tamil Nadu 600065	rtctwo@crpf.gov.in
			Recruit Training Centre Amethi	05368-233022	05368-233083	9868930522	The Dy. Inspector General, Recruits Training Centre, CRPF, Trisundi, PO-Ramganj, Amethi (UP)-228159	pplrtcamt@crpf.gov.in
			Recruit Training Centre Latur	02382-267412	02382-267414	9480028741	The Dy. Inspector General, Recruits Training Centre, CRPF, Gangapur, Mahadev Nagar, Barshi Road, Latur, Maharashtra - 413531	pplrtcltr@crpf.gov.in
			Recruit Training Centre Jodhpur	0291-2960251	0291-2960250	8493087700	The Dy. Inspector General, Recruits Training Centre, CRPF, Paldi Khichiyar Jodhpur, Rajasthan-342304	rtcidpr@crpf.gov.in
			Central Training College Gwalior	0751-2990915	0751-2560245	9425018685	The Inspector General, Central Training College, CRPF, A.B.Road, Panihar, Gwalior, MP-475330	ctcfour@crpf.gov.in
			Central Training College Neemuch	07423-292124	07423-292772	9462273747	The Inspector General, Central Training College, CRPF GC Campus Neemuch, PO & Distt, Neemuch-458441	ctcone@crpf.gov.in

(NA) denotes "Not Available", (NP) denotes "Not Provided" & (-) denotes "Zero"



APPENDIX 2-- (CONTINUED . . .)

SL. NO	NAME OF CAPFs	TOTAL NO TRAINING INSTITUTES	NAME OF INSTITUTE	TELEPHONE NO.	FAX NO.	MOBILE NO	POSTAL ADDRESS	E-MAIL ADDRESS
(1)	(2)	(3)	(4)	(5)	(6)	(7)	(8)	(9)
			Central Training College Mudkhed	02462-299464	02462-299339	8415942252	The Inspector General, Central Training College, CRPF, Mudkhed, Distt-Nanded, Maharashtra-431806	ctctthree@crpf.gov.in
			Central Training College Coimbatore	0422-2980600	0422-2460248	9978406288	The Inspector General, Central Training College, CRPF, Thopampatti, Coimbatore, Tamil Nadu-641017	pplcttwo@crpf.gov.in
			Central Training College(Technical) & Information Technology, Ranchi	0651-2910061	0651-2910053	9491398043	The Dy. Inspector General, Central Training College (T&IT), CRPF, Tiril Ashram, PO- Dhurva, Ranchi, Jharkhand-834004	hqctcit@crpf.gov.in
			CRPF Academy, Kadarpur	0124-2979663	0124-2979602	8130458111	The Addl. Director General, CRPF Academy, Kadarpur, Gurugram, Haryana - 122101	diracdgg@crpf.gov.in
			Internal Security Academy, Mount Abu	02974-238400	02974-298268	7568862254	The Director / Inspector General, Internal Security Academy, CRPF, Mount Abu, Rajasthan-307501	dirisa@crpf.gov.in
			Counter Insurgency & Anti Terrorism School Silchar	03841-295558	NA	8822940932	The Inspector General, Counter Insurgency & Anti Terrorism School, Udharbond, Silchar, Assam-788030	ciat@crpf.gov.in
			Counter Insurgency & Anti Terrorism School Shivpuri	07492-225702	07492-225700	9414136964	The Inspector General, Counter Insurgency & Anti Terrorism School, Shivpuri, M.P-473551	pplciatsvp@crpf.gov.in
			Counter Insurgency & Anti Terrorism School, Kalikiri	08586-510540	08586-294266	NA	The Inspector General, Counter Insurgency & Anti Terrorism School, CRPF, Kalikiri, Distt - Annamayya, AP-517234	pplciatctr@crpf.gov.in ciatctr@crpf.gov.in
			Dog Breeding & Training School Taralu (Karnataka)	6364811628	NA	9146257684	Principal, DOG Breeding & Training School, CRPF, Pokaggalipura, Taralu, Distt-South Bangalore, Karnataka - 560116	dbts@crpf.gov.in
			COBRA School for Jungle Warfare & Tactics Belgaum	9482584659	NA	9608507615	Principal Cobra School of Jungle Warfare & Tactics, CRPF, Vill Karnataka 590001 Torali, Distt-Belgaum	csjwbtgm@crpf.gov.in
			RAF Academy for Public Order, Meerut (UP)	NA	0121-2973040	8718845008	The Dy. Inspector General, RAF Academy for Public Order, (RAPO), CRPF, Vedvyaspuri, Meerut, UP-250103	digrapo@crpf.gov.in

(NA) denotes "Not Available", (NP) denotes "Not Provided" & (-) denotes "Zero"



APPENDIX 2-- (CONTINUED . . .)

SL. NO	NAME OF CAPFs	TOTAL NO TRAINING INSTI-TUTES	NAME OF INSTITUTE	TELEPHONE NO.	FAX NO.	MOBILE NO	POSTAL ADDRESS	E-MAIL ADDRESS
(1)	(2)	(3)	(4)	(5)	(6)	(7)	(8)	(9)
			Institute of IED Management, Pune (Mah)	02114-295452	02114-295450	8743999000	The Dy. Inspector General, Institute of IED Management, GC, CRPF, Talegaon Campus, Pune, POST-Vishnupuri, Maharashtra - 410507	iiedm@crpf.gov.in
5	Indo-Tibetan Border Police	17	ITBP Academy, Mussoorie (Ukd)	0135-2632873	0135-2630582	8368672715	ITBP Academy, P.O-Mussoorie, Distt-Dehradun (Ukd) Pin-248179	igacademy@itbp.gov.in
			Basic Trg. Centre (BTC) Bhanu, Panchkula (Hry)	0172-993954	0172-993954	8847438896	Basic Trg Centre, P.O. Bhanu Camp, Distt- Panchkula (Hry) Pin-134103	igtcbhanu@itbp.gov.in
			Mountaineering & Skiing Institute Auli, Joshimath (Ukd)	01389-223281	01389-223295	9425403955	Mountaineering & Skiing Institute, Itbp, Auli, P.O- Joshimath, Distt-Chamoli (Ukd), Pin-246443	itcellmsi@itbp.gov.in
			Recruit Training Centre, Kimin (Arunachal Pradesh)	8099905579	NA	7869850370	RTC Kimin ITBP Kimin Distt- Papumpare, Arunachal Pradesh-791121	digrtckm@itbp.gov.in
			Recruit Training Centre, Karera (MP)	07493-252209	07493-252209	9868176442	RTC Karera ITBP, PO- Karera, Distt-Shivpuri (MP)-473662	itcellrtckr@itbp.gov.in
			Recruit Training Centre, Sivagangai (Tamilnadu)	04575-254201	04575-254204	9414090032	Recruit Training Centre, Sivagangai, Vill: Illupaikudi, PO- Padamathur, Distt-Sivagangai, Tamil Nadu, Pin- 630562	itcellrtcsg@itbp.gov.in
			Central Training College Alwar (Raj)	01468-233000	01468-233000	7002860460	Central Training College, ITB Police Force (MHA) Aravali Camp, PO- Sahdoli, Tehsil- Ramgarh Distt- Alwar (Rajasthan) 301028	itcellctcollege@itbp.gov.in
			Support Weapon Training School Karera (MP)	07493-253055	07493-253057	9868232325	SWTS, ITB Police. P.O. Karera District Shivpuri (MP)	itcellwpntrgschool@itbp.gov.in
			Counter Insurgency Jungle Warfare School, Belgaum (Karnataka)	0831-2416422	0831-2416322	9463319504	CIJW School Halbhavi Camp, Po Vantamuri Dist- Belagavi (Karnataka) Pin-591156	digcijw@itbp.gov.in
			Mountain Driving School, Almora (Ukd)	05962-248576	05962-298573	9458952377	Mountain Driving School, ITBP Katarmal Camp Kosi Almora (Ukd) Pin-263643	itcellmtdvgrg@itbp.gov.in
			Signal Training School (STS) Shivpuri (MP)	07492-224906	0792-223070	9301249050	Signal Training School, ITBP Distt- Shivpuri (MP) Pin - 473551	itcellsigtrgschool@itbp.gov.in
			Animal Training School, Lohitpur	03804-266087	03804-266090	8283975545	ATS, ITBP, Lohitpur, Tezu, Distt Lohit, Arunachal Pradesh, Pin 792001	itcellanmltrgschool@itbp.gov.in

(NA) denotes "Not Available", (NP) denotes "Not Provided" & (-) denotes "Zero"



APPENDIX 2-- (CONTINUED . . .)

SL. NO	NAME OF CAPFs	TOTAL NO TRAINING INSTI-TUTES	NAME OF INSTITUTE	TELEPHONE NO.	FAX NO.	MOBILE NO	POSTAL ADDRESS	E-MAIL ADDRESS
(1)	(2)	(3)	(4)	(5)	(6)	(7)	(8)	(9)
			National U.N.Civpol Centre, Tigri New Delhi	011-26045077	011-26045077	9968289601	UN Civpol, 22 Bn, ITBP, Tigri Camp, PO-Madangir, New Delhi-110062	uncivpol@itbp.gov.in
			Clerical Training School, Saboli, Sonapat (Hry)	011-27283996	011-27284598	9871158006	Clerical Training School, SS Bn, I.T.B.P Saboli Camp, PO Nathupur, Tehsil & Distt- Sonapat (Haryana)	comdtssbn@itbp.gov.in
			High Altitude Medical School, Leh(Ladakh)	01982-264410	01982-264019	9419219292	High Altitude Medical Training School(HAMTS) (Ladakh) C/O 56 Apo	digldk@itbp.gov.in
			National Institute For Training In Search, Rescue And Disaster Response, (NITSRDR) Ramgarh Bhanu Panchkula (Hry)	01733-2993158	01733-2993189	8527182183	National Institute For Training In Search, Rescue And Disaster Response (NITSRDR), Sector-26, Panchkula (Haryana)-134116	dignitsrdr@itbp.gov.in
			National Training Centre For Dogs & Animals, Bhanu	01733-258065	01733-258064	9330902765	National Training Centre For Dogs And Animals (NTCD&A), P.O- Bhanu Camp, Distt- Panchkula (Hr) Pin-134103	itcellbtc@itbp.gov.in
6	National Disaster Response Force	1	NDRF Academy	0712-2980244	NA	NA	NDRF Academy, 61/1 Civil Lines, Nagpur-440001	dir.academy-ndrf@gov.in
7	National Security Guards	1	Training Centre, NSG, Manesar (Haryana)	0124-2864800 (Exchange)	0124-2864589	9810408827	Training Centre, National Security Guard, PO-Manesar, District-Gurugaon, (Hr.), PIN-122051	igtrg@nsg.gov.in
8	Railway Protection Force	13	RPF/Zonal Training Centre, Nasik/ Central Railway	0253-2462510/11	NA	7219611703	Samangaon Rd, Near by Govt. Polytechnic collage, Nashik road, Nashik, Maharashtra-422214	ztcprfnk@gmail.com
			RPF/Training Centre/East Central Railway, Mokamaghat	NA	NA	7763989832	RPF/Training Centre Mokamaghat, Dist-Patna, Bihar-803303	ptcrpftcmkg@gmail.com
			RPF/Multi Disciplinary Specialized Training Institute/ Eastern Railway	NA	NA	9002027111	RPF/MDSTI/Eastern Railway, Kanchrapara (Officers Colony), PO: Kanchrapara, Dist-24 pgs (North), West Bengal-743145	rpfztkpa@gmail.com
			RPF/Zonal Training Centre, Subedarganj, Prayagraj	0532-2435092	NA	9794832218	RPF/Zonal Training Centre/North Central Railway, Subedarganj, Paryagraj-Pin-211015	rpfztcsubedarganj@gmail.com
			RPF/Zonal Training Centre/Gorakhpur	0551-2463104	NA	9794840707	Zonal Training Centre/ North Eastern Railway, Dakhghar Railway Colony, Gorakhpur, UP-273012	ptcrpfgkp@gmail.com
			RPF Zonal Training Centre, Domohani, Northeast Frontier Railway	NA	NA	9002052709	PO- Domohani, PS-Mayanguri, Dist-Jalpaiguri (WB)-735302	rpfzc.doi@gmail.com

(NA) denotes "Not Available", (NP) denotes "Not Provided" & (-) denotes "Zero"



APPENDIX 2-- (CONTINUED . . .)

SL. NO	NAME OF CAPFs	TOTAL NO TRAINING INSTI-TUTES	NAME OF INSTITUTE	TELEPHONE NO.	FAX NO.	MOBILE NO	POSTAL ADDRESS	E-MAIL ADDRESS
(1)	(2)	(3)	(4)	(5)	(6)	(7)	(8)	(9)
			RPF/Training Centre/Bandikui	NA	NA	9001199744	West Side of Railway Station Bandikui, Dist-Dausa, Rajasthan-303313	principalrpftrainingcentrearki@gmail.com
			RPF Zonal Training Centre, Moula-Ali	040-27783232	NA	9701370714 9701370728	RPF Zonal Training Centre, Moula-Ali, Opp HMT Bearings, Hyderabad-500040, Telangana	Hm_tcmy@gmail.com
			RPF/Zonal Training Institute/Kharagpur	03222-221892	080-62838	9002081701	6th Avenue, South Development, PO+PS-Kharagpur, Dist-Paschime Medinipur (WB) 721301	rpfztikgp@gmail.com
			RPF Zonal Training Centre, Kimbergarden Trichy	0431-2352386	NA	9003864723	RPF/TC Garden, Kajamalai, Trichy, Tamil Nadu, Pin Code;620023	principalctkg@gmail.com ipfzctcd@gmail.com
			Zonal Training Centre for Dog/ Podanur	0422-201800	NA	9047893780	ZTC for Dog, RPF, No.443, Vellalore Road, 20 Block, opposite Rly. Colony, Podanur, Coimbatore, Pin code-641023	ZTCDPTJ@gmail.com
			Zonal Training Centre/RPF, Valsad/WR	2632248562	NA	9724048496	ZTC/RPF, Dharamapur Road Valasad-396001	principalrpfbwtwr@gmail.com
			J.R.RPF Academy Lucknow	0522-2450341	0522-2451730 & 2450341	9794833743	J R RPF, Post-Manak Nagar, Lucknow,(UP)-226011	directorjrrpfacademy@gmail.com
9	Sashastra Seema Bal	12	SSB Academy Bhopal	6261838347	0755- 2920277	NA	Government of India (MHA) Office of the Director. Sashastra Seema Bal Academy Bhopal (MP) Pin Code-462036	ssb.academy-ctrl@ssb.gov.in
			CTC SSB Srinagar (UK)	8859300001	01346- 250451	8859300001	The Dy. Inspector General CTC, SSB, Srinagar Garhwal Post:- Srinagar, Distt:- Pauri Utrakhand, Pin-246174	Contrlroom.ctc@ssb.gov.in
			CTC SSB Sapri (HP)	01970-223389 8580652506	01970-223389	8580652506	The Dy. Inspector General CTC, SSB, Sapri PO & Tehsil:- Jawalamukhi Distt:- Kangra (Himachal Pradesh) Pin-176031	Control.ctcssbsapri@ssb.gov.in
			RTC Salonibari (Assam)	03712-258650 9435730801	03712-258650	9435730801	The Dy. Inspector General RTC, SSB, Salonibari PO:- Salonibari, Distt:- Sonitpur (Assam), Pin-784101	Ctrlrtc-ssbslb@ssb.gov.in
			RTC Supaul (Bihar)	9835457831 06277283272	NA	7835457831	The Dy. Inspector General RTC, SSB, Supaul Vill:- Asanpur Kupaha PO:- Parsa Madho, Distt:- Supaul (Bihar) Pin-852138	Ctrlrtc-ssb.supaul@ssb.gov.in

(NA) denotes "Not Available", (NP) denotes "Not Provided" & (-) denotes "Zero"



APPENDIX 2-- (CONTINUED ...)

SL. NO	NAME OF CAPFs	TOTAL NO TRAINING INSTITUTES	NAME OF INSTITUTE	TELEPHONE NO.	FAX NO.	MOBILE NO	POSTAL ADDRESS	E-MAIL ADDRESS
(1)	(2)	(3)	(4)	(5)	(6)	(7)	(8)	(9)
			RTC Gorakhpur (UP)	05512974026 8005488904	0551- 2260139	8005488904	The Dy. Inspector General, RTC, SSB, Gorakhpur, FCIL Complex, PO:- Gorakhpur Distt:- Gorakhpur (UP) Pin-273007	Control.rtcssbgkp@ssb.gov.in
			RTC Alwar (Raj)	01492-231524 01492-231525	01492-231524	NA	The Dy. Inspector General, RTC, SSB, Alwar, VPO-Roond Maujpur, Teh:- Laxmangarh Distt:- Alwar (Rajasthan) Pin-321633	ctlroomrtcawr-ssb@nic.in
			CI&JW School Gwaldam (UK)	9412911903	NA	9412911903	The Deputy Inspector General CI&JW School, SSB, Gwaldam Distt:- Chamoli (Uttarakhand) Pin Code-246441	telecom.cijw@ssb.gov.in
			Intelligence Training School, Kolkata	033-24431843 9432590986	033-24431843	9432590986	The Second-In-Command ITS, SSB, Kolkata Plot No. 1/21, Block-J, Sector-III Kasba Industrial Estate, Kolkata, Pin-700107 (WB)	itsssb.kolkata@ssb.gov.in
			TTC, Kasumpti (HP)	0177-2620470	0177-2620470	NA	The Dy. Commandant Telecom Training Centre (TTC), SSB, Down Kothi Kasumpti, Shimla (HP) Pin-171009	ttckasumpti.ssb@gov.in
			Dog Training Centre, Dera Alwar (Raj)	01464-252100	01464-252100	NA	The Commandant (Vety) Dog Training cum Breeding Centre, SSB, Dera, PO:- Reni, Distt:- Alwar (Raj), Pin-301409	ControlDTBC.ssbdera@ssb.ov.in dtessbalw@gmail.com
			Medic Training Centre Shimla (HP)	0177-2652329	0177-2652329	NA	The Commandant (Medical) MTC, SSB, Shimla, Fir Hill Shimla (HP), 171004	mtc.comdt-ssb@nic.in
Total		104						

(NA) denotes "Not Available"

(NP) denotes "Not Provided"

(-) denotes "Zero"



APPENDIX 3 -- STATE/UT - WISE PAY SCALES FROM THE RANK OF CONSTABLE TO DY. SUPERINTENDENT OF POLICE

AS ON 01.01.2023

Sl. No.	STATES/UTs	ASP/DY.SP/ ASST. COM-MANDANT	INSPECTOR / RI	S.I. / RSI	A.S.I. / ARSI	HEAD CONSTABLE	CONSTABLE
(1)	(2)	(3)	(4)	(5)	(6)	(7)	(8)
1	Andhra Pradesh	61960 to 151370 (Grade XXII)	54060 to 140540 (Grade XX)	44570 to 127480 (Grade XVII)	35570 to 109910 (Grade XIII)	32670 to 101970 (Grade XI)	25220 to 80910 (Grade VII)
2	Arunachal Pradesh	56,100	44,900	35,400	29,200	25,500	21,700
3	Assam	30000- 110, 000- GP- 12, 700/-	22, 000 - 97, 000 GP-10, 300/-	14,000-60, 500, GP-8, 700/-	14,000-60, 500, GP-7, 400/-	14,000-60, 500, GP-6, 800/-	14,000-60, 500, GP-5, 600/-
4	Bihar	Level - 9	Level - 7	Level - 6	Level - 5	Level - 4	Level - 3
5	Chhattisgarh	Level - 12 (56100 - 177500)	Level - 09 (38100 - 120400)	Level - 08 (35400 - 112400)	Level - 06 (25300 - 80500)	Level - 05 (22400 - 71200)	Level - 04 (19500 - 62000)
6	Goa	Pay matrix Level - 10 Rs. 56100 - 177500	Pay matrix Level - 7 Rs. 44900 -142400	Pay matrix Level - 6 Rs.35400 -112400	Pay matrix Level - 4 Rs. 25500-81100	Pay matrix Level - 4 Rs. 25500-81100	Pay matrix Level - 2 Rs. 19900 - 63200
7	Gujarat	56100-177500	44900-142400	39900-126600	29200-92300	21700-69100	18000-56900
8	Haryana	53, 100/- Level -9	44, 900/ Level -7	35, 400/- Level -6	29, 200/- Level -5	25, 500/- Level -4	21, 700/- Level -3
9	Himachal Pradesh	Level - 18	Level - 12	Level - 10	Level - 7	Level - 6	Level - 3
10	Jharkhand	53100	44900	35400	29200	25500	21700
11	Karnataka	52650-97100	43100-83900	37900-70850	30350-58250	27650-52650	23500-47650
12	Kerala	63700-123700 - S 19	55200-115300 - S 16	45600-95600 - S 13	43400-91200 -S 12	39300-83000 - S 10	31100-66800 - S 7
13	Madhya Pradesh	level 12 -56100-177500	level 10-42700-135100	level 9- 36200-114800	level 7- 25300-80500	level 6- 22100-70000	level 4- 19500-62000
14	Maharashtra	S-20	S-18	S-14	S-10	S-09	S-07
15	Manipur	Level - 12 In The Pay Matrix 53100 - 16780	Level - 9 In The Pay Matrix 43300 - 137100	Level - 8 In The Pay Matrix 38800 - 123100	Level - 5 In The Pay Matrix 25500 - 81100	Level - 4 In The Pay Matrix 21700 - 69100	Level - 3 In The Pay Matrix 19900 - 63200
16	Meghalaya	Pay Matrix Level - 15, Initial Basic pay Rs. 45, 600/-	Pay Matrix Level - 12, Initial Basic Pay Rs.39, 400/-	Pay Matrix Level - 11, Initial Basic Pay Rs.37, 800/-	Pay Matrix Level - 6, Initial Basic Pay Rs. 26, 500/-	Pay Matrix Level - 5, Initial Basic Pay Rs.24, 700/-	Pay Matrix Level - 4, Initial Basic Pay Rs.22, 200/-
17	Mizoram	Level - 10 (56100-124500)	Level - 8 (44900-99800)	Level - 7 (39100-86800)	Level - 6 (35400-78800)	Level - 4 (25500-56800)	Level - 2 (19900-44400)
18	Nagaland	Level - 13	Level - 11	Level - 8	Level - 6	Level - 5	Level - 3
19	Odisha	Level -12 Rs.56.100/- to Rs. 1, 77, 500/-	Level -10 Rs 44,900/- to Rs 1,42, 400/-	Level -9 Rs 35, 400/- to Rs 1, 12, 400/-	Level -8 Rs 29, 200/- to Rs 92, 300/-	Level -7 Rs 25, 500/- to Rs 81, 100/-	Level -5 Rs 21, 700/- to Rs 69, 100/-
20	Punjab	56100-177500 Level - 18	38500-122700 Level - 11	38100-120400 Level - 10	29700-94100 Level - 8	25600-81200 Level - 6	20200-64000 Level - 2
21	Rajasthan	Level - 14	Level - 12	Level - 11	Level - 10	Level - 8	Level - 5

Tamil Nadu has implemented a different pattern of Level matrix
(NA) denotes "Not Available",.(NP) denotes "Not Provided"
(-) denotes "Zero"



APPENDIX 3-- (CONTINUED ...)

Sl. No.	STATES/UTs	ASP/DY.SP/ ASST. COM-MANDANT	INSPECTOR / RI	S.I. / RSI	A.S.I. / ARSI	HEAD CONSTABLE	CONSTABLE
(1)	(2)	(3)	(4)	(5)	(6)	(7)	(8)
22	Sikkim	5400 (16)	5000 (15)	4200 (12)	3800 (11)	3400 (10)	2400 (6)
23	Tamil Nadu #	Level - 22: 56100-177500	Level - 20: 37700-119500	Level - 18: 36900-116600	NA	Level - 10: 20600-65500	For Grade I Constable Level - 8: 19500-62000 For Grade II Constable Level - 5: 18600-57900
24	Telangana	58850-137050	51320-127310	42300-115270	33750-99310	31040-92050	24280-72850
25	Tripura	Rs.54000/- Level - 14, Cell-1	Rs.47600/- Level - 13, Cell-1	Rs.34700/- Level - 10, Cell-1	Rs.25300/- Level - 8, Cell-1	Rs.21400/- Level - 7, Cell-1	Rs.20700/- Level - 6, Cell-1
26	Uttar Pradesh	15600-39100 Revised pay matrix Level - 10 (56100- 177500)	9300-34800 Revised pay matrix Level - 6 (44900-142400)	9300-34800 Revised pay matrix Level - 6 (35400-112400)	5200-20200 Revised pay matrix Level - 5 (29200-92300)	5200-20200 Revised pay matrix Level - 4 (25500-81100)	5200-20200 Revised pay matrix Level - 3 (21700-69100)
27	Uttarakhand	Level - 10 (56100-177500)	Level - 8 (47600-151100)	Level - 7 (44900-142400)	Level - 6 (44900- 142400)-Addl. S.I Level - 5 (29200-92300)- Asst S.I	Level - 4 (25500-81100)	Level - 3 (21700-69100)
28	West Bengal	Level - 16 (Rs. 56100- 144300)	Level - 14 (Rs. 39900- 102800)	Level - 10 (Rs. 32100- 82900)	Level - 08 (Rs. 27000- 68900)	NA	Level - 06 (Rs. 22700- 58500)
29	A & N Islands	Level - 8 (Rs. 47600 - 151100)	Level - 7 (Rs. 44900 - 142400)	Level - 6 (Rs. 35400 - 112400)	Level - 5 (Rs 29200 - 92300)	Level - 4 (Rs 25500 - 81100)	Level - 3 (Rs. 21700 - 69100)
30	Chandigarh	6th PPC Level 18 of Punjab Pay Scale	6th PPC Level 11 of Punjab Pay Scale	6th PPC Level 10 of Punjab Pay Scale	6th PPC Level 08 of Punjab Pay Scale	6th PPC Level 06 of Punjab Pay Scale	6th PPC Level 03 of Punjab Pay Scale
31	Dadra and Nagar Haveli and Daman and Diu	Pay Matrix Level - 10 (56100-177500)	Pay Matrix Level - 7 (44900-142400)	Pay Matrix Level - 6 (35400-112400)	Pay Matrix Level - 5 (29200-92300)	Pay Matrix Level - 4 (25500-81100)	Pay Matrix Level - 3 (21700-69100)
32	Delhi	Level - 8 (47600-151100)	Level - 7 (44900-142400)	Level - 6 (35400-112400)	Level 5 (29200- 92300 & 35400- 112400)	Level - 4 (25500-81100)	Level - 3 (21700-69100)
33	Jammu and Kashmir	Level - 08 (47600-151100)	Level - 6E (35900-113500)	Level - 6C (35700-113100)	Level - 6 (35400-112400)	Level - 5 (29200-92300)	Level - 3A (25300-80500)
34	Ladakh	Level - 8 (47600-151100)	Level - 6-E (35900-113500)	Level - 6-C (35700-11310)	Level - 6 (35400-112400)	Level - 5 (29200-92300)	Level - 2 (19900-63200)
35	Lakshadweep	44900-142400	44099-142400	35400-112400	29200-92300	25500-81100	21700-69100
36	Puducherry	Level - 8 of the 7 CPC Matrix	Level - 7 of the 7 CPC Matrix	Level - 6 of the 7 CPC Matrix	Level - 5 of the 7 CPC Matrix	Level - 4 of the 7 CPC Matrix	Level - 3 of the 7 CPC Matrix

Tamil Nadu has implemented a different pattern of Level matrix

(NA) denotes "Not Available"

(NP) denotes "Not Provided"

(-) denotes "Zero"



APPENDIX 4 -- CAPF - WISE PAY SCALES FROM THE RANK OF CONSTABLE TO ASST COMMANDANT

AS ON 01.01.2023

SL. NO.	CENTRAL ARMED POLICE FORCE & SPECIALISED FORCES (CAPFs)	ASST COM-MANDANT	SUBEDAR MAJOR	INSPEC-TOR	S.I.	A.S.I.	HEAD CONSTA-BLE	CONSTA-BLE
(1)	(2)	(3)	(4)	(5)	(6)	(7)	(8)	(9)
1	Assam Rifles	Level-10 (56100-177500)	Level-08 (47600-151100)	Level-07 (44900-142400)	Level-06 (35400-112400)	Level-05 (29200-92300)	Level-04 (25500-81100)	Level-03 (21700-69100)
2	Border Security Force	Level-10 (56100-177500)	Level-8 (47600-151100)	Level-7 (44900-142400)	Level-6 (35400-112400)	Level-5 (29200-92300)	Level-4 (25500-81100)	Level-3 (21700-69100)
3	Central Industrial Security Force	Level-10 In Pay Matrix (56100-177500)	No Post Exists In Cist	Level-7 In Pay Matrix (44900-142400)	Level-6 In Pay Matrix (35400-112400)	Level-5 In Pay Matrix (29200-92300)	Level-4 In Pay Matrix (25500-81100)	Level-3 In Pay Matrix (21700-69100)
4	Central Reserve Police Force	Level 10 in the Pay Matrix (Rs. 56100 - 177500)	Level 8 in the Pay Matrix (Rs. 47600 - 151100)	Level 7 in the Pay Matrix (Rs. 44900 - 142400)	Level 6 in the Pay Matrix (Rs. 35400 - 112400)	Level 5 in the Pay Matrix (Rs. 29200 - 92300)	Level 4 in the Pay Matrix (Rs. 25500 - 81100)	Level 3 in the Pay Matrix (Rs. 21700 - 69100)
5	Indo-Tibetan Border Police	Level-10	Level-8	Level-7	Level-6	Level-5	Level-4	Level-3
6	National Disaster Response Force	Level-10 (56100-177500)	NA	Level-7 (44900-142400)	Level-6 (35400-112400)	Level-5 (29200-92300)	Level-4 (25500-81100)	Level-3 (21700-69100)
7	National Security Guards	Level-10	NA	Level-7	Level-6	Level-5	Level-4	Level-3
8	Railway Protection Force	Level-10	N/A	Level -7	Level-6	Level-5	Level-4	Level-3
9	Sashastra Seema Bal	56100-177500 Level-10	47600-151100 Level-8	44900-142400 Level-7	35400-112400 Level-6	29200-92300 Level-5	25500-81100 Level-4	21700-69100 Level-3

(NA) denotes "Not Available"

(NP) denotes "Not Provided"

(-) denotes "Zero"



APPENDIX 5 -- STATE/UT - WISE TERRORISM / EXTREMISM AFFECTED POLICE DISTRICTS DURING THE CALENDAR YEAR 2022

AS ON 01.01.2023

Sl. No.	STATES/UTs	NUMBER OF POLICE DISTRICTS AFFECTED FROM TERRORIST / EXTREMIST
(1)	(2)	(3)
1	Andhra Pradesh	5
2	Arunachal Pradesh	3
3	Assam	9
4	Bihar	10
5	Chhattisgarh	14
6	Goa	-
7	Gujarat	NA
8	Haryana	-
9	Himachal Pradesh	-
10	Jharkhand	16
11	Karnataka	-
12	Kerala	5
13	Madhya Pradesh	3
14	Maharashtra	3
15	Manipur	16
16	Meghalaya	1
17	Mizoram	-
18	Nagaland	13
19	Odisha	10
20	Punjab	4
21	Rajasthan	-
22	Sikkim	-
23	Tamil Nadu	-
24	Telangana	6
25	Tripura	-
26	Uttar Pradesh	-
27	Uttarakhand	-
28	West Bengal	5
29	A & N Islands	-
30	Chandigarh	-
31	Dadra and Nagar Haveli and Daman and Diu	-
32	Delhi	-
33	Jammu and Kashmir	15
34	Ladakh	-
35	Lakshadweep	-
36	Puducherry	-
	All India	138

(NA) denotes "Not Available"

(NP) denotes "Not Provided"

(-) denotes "Zero"



APPENDIX 6 -- CENTRAL INVESTIGATION AGENCY & OTHER CENTRAL POLICE ORGANIZATION (CPO) WISE TRAINING INSTITUTES IN INDIA

AS ON 01.01.2023

Sl. No	CENTRAL INVESTIGATION AGENCIES & OTHER CENTRAL POLICE ORGANIZATIONS (CPOs)	TOTAL NO TRAINING INSTITUTES	NAME OF INSTITUTE	TELEPHONE NO.	FAX NO.	MOBILE NO	POSTAL ADDRESS	E-MAIL ADDRESS
(1)	(2)	(3)	(4)	(5)	(6)	(7)	(8)	(9)
1	Bureau of Police Research & Development (BPR&D)	6	CAPT, Bhopal	0755-2706000	NA	NA	Central Police Training Academy, Kanhasaiya, PO-Kokta, Bhopal-462001	capt@bprd.nic.in
			CDTI, Ghaziabad	0120-2986732	0120-2986732	NA	Central Detective Training Institute, Sector-19, Kamla Nehru Nagar, Ghaziabad, UP, Pin-201002	principalcdtsgrb2012@gmail.com
			CDTI, Kolkata	033-22841049, 033-22841184	033-22841184	NA	Central Detective Training Institute, Park Circus, 30 Gora Chand Road, Kolkata -700014	cdts.kol@bprd.nic.in
			CDTI, Hyderabad	040-27038182, 29704170	040-27036865	NA	Central Detective Training Institute, CFIs Campus, Hyderabad, Telangana-500013	cdtshyderabad@nic.in
			CDTI, Chandigarh	0172-2602216, 0172-2660312	0172-2660312	NA	Central Detective Training Institute, CIFs Complex, Dakshin Marg, Sector-36/A, Chandigarh-160036	cdts.chd@nic.in
			CDTI, Jaipur	0141-2823100	NA	NA	Central Detective Training Institute, Dehmi Kalan, Ajmer Road, Jaipur-303007	dir.cdti-rj@gov.in
2	Central Bureau of Investigation (CBI)	1	CBI Training Academy, Ghaziabad, UP	0120-2782985-88	0120-2755999	9628793137 9868438960 9899825209	CBI Academy, Kamla Nehru Nagar, Hapur Road, Ghaziabad, UP-201002	digtrg@cbi.gov.in spadmacd@cbi.gov.in sptrgacd@cbi.gov.in
3	Directorate of Coordination Police Wireless (DCPW)	3	Central Police Radio Training Institute, Vandematram Road, New Delhi-110060	011-25785519	NA	NA	Joint Director (Trg) CPRTI, Vande Matram Margn, New Delhi	NA
			Regional Police Wireless Training Institute (RPWTI), Sector 25D, Chandigarh-160023	0172-2920037	NA	NA	Deputy Director RPWTI, Chandigarh	NA

(NA) denotes "Not Available"
(NP) denotes "Not Provided"
(-) denotes "Zero"



APPENDIX 6-- (CONTINUED . . .)

Sl. No	CENTRAL INVESTIGATION AGENCIES & OTHER CENTRAL POLICE ORGANIZATIONS (CPOs)	TOTAL NO TRAINING INSTITUTES	NAME OF INSTITUTE	TELEPHONE NO.	FAX NO.	MOBILE NO	POSTAL ADDRESS	E-MAIL ADDRESS
(1)	(2)	(3)	(4)	(5)	(6)	(7)	(8)	(9)
			Regional Police Wireless Training Institute (RPWTI), Garia Garden, Kolkata, West Bengal	033-24355067	NA	NA	Joint Director, RPWTI Kolkata	NA
4	National Crime Record Bureau (NCRB)	2	NCRB, Hqrs. New Delhi	011-26735433	011-26782257	9868866720	NH-8, Mahipalpur, New Delhi-110037	training@ncrb.nic.in
			CFPB, Kolkata	033-22841312	033-22841312	7708701312	30, Gorachand Road, Kolkata-700014	cfpbkolkata@ncrb.nic.in
5	North Eastern Police Academy (NEPA)	1	North Eastern Police Academy	0364-2572033	0364-2572028	NA	North Eastern Police Academy, Government of India, MHA, UMSAW, Meghalaya-793123	nepa-meg@nic.com
6	National Investigation Agency (NIA)	0	NA	NA	NA	NA	NA	NA
7	Sardar Vallabhbai Patel National Police Academy (SVPNPA)	1	Sardar Vallabhbai Patel National Police Academy	040-24015151 & 58(8 Lines)	040-24015179	NA	Sardar Vallabhbai Patel National Police Academy, Shivrampally, Hyderabad, Telangana-500052	svpnpa.info@svpnpa.gov.in
Total		14						

(NA) denotes "Not Available"

(NP) denotes "Not Provided"

(-) denotes "Zero"



APPENDIX 7 -- CENTRAL INVESTIGATION AGENCY & OTHER CENTRAL POLICE ORGANIZATION (CPO) - WISE PAY SCALES FROM THE RANK OF CONSTABLE TO DY. SUPERINTENDENT OF POLICE

AS ON 01.01.2023

Sl. No	CENTRAL INVESTIGATION AGENCIES & OTHER CENTRAL POLICE ORGANIZATIONS (CPOs)	DY.SP	INSP	S.I	ASI	HEAD CONSTABLE	CONSTABLE
(1)	(2)	(3)	(4)	(5)	(6)	(7)	(8)
1	Bureau of Police Research & Development (BPR&D)	GP - 4600 & 5400	GP - 4200	GP - 4200	NP	GP - 1900 GP - 2400	GP - 1800 GP - 1900 GP - 2000
2	Central Bureau of Investigation (CBI)	Level 10 (corresponding GP Rs. 5400 in PB-3)	Level 8 (corresponding GP Rs. 4800 in PB-2)	Level 7 (corresponding GP Rs. 4600 in PB-2)	Level 5 (corresponding GP Rs.2800 in PB-1)	Level 4 (corresponding GP Rs. 2400 in PB-1)	Level 3 (corresponding GP Rs. 2000 in PB-1)
3	Directorate of Coordination Police Wireless (DCPW)	Level 8	Level 7	Level 6	Level 5	Level 4	Level 1 & 2
4	National Crime Record Bureau (NCRB)	Level-7	Insp (FP) Level-7 Insp (G) Level-6	SI (FP) Level-6 & SI (G) Level-5	Level-4	HC(FP) Level-3 & HC (G/Dvr) Level-4	Level-3
5	North Eastern Police Academy (NEPA)	NA	Level-6	Level-5	Level-4	Level-2	Level - 1
6	National Investigation Agency (NIA)	Level-10	Level-7	Level-6	Level-5	Level-4	Level-3
7	Sardar Vallabhbhai Patel National Police Academy (SVPNPA)	Level-10 (Part-I) Level-09 (Part-II)	Level-07 (Part-I) Level-06 (Part-II)	Level-06 (Part-I) Level-05 (Part-II)	Level-05	Level-04 (Part-I) Level-02 (Part-ii)	Level-01 (Part-II) Level-03 (Part-I)

(NA) denotes "Not Available"

(NP) denotes "Not Provided"

(-) denotes "Zero"



APPENDIX 8 -- NUMBER OF CYBER CELL(s), WOMAN CELL(s) & SOCIAL MEDIA MONITORING CELL(s) IN STATES/UTs

AS ON 01.01.2023

Sl. No.	STATES/UTs	NUMBER OF CYBER CELL(s)	WOMAN CELL(s)	NUMBER OF SOCIAL MEDIA MONITORING CELL(s)
(1)	(2)	(3)	(4)	(5)
1	Andhra Pradesh	3	-	1
2	Arunachal Pradesh	1	1	1
3	Assam	41	157	37
4	Bihar	59	-	59
5	Chhattisgarh	33	-	-
6	Goa	1	2	1
7	Gujarat	31	2	-
8	Haryana	41	25	27
9	Himachal Pradesh	1	1	1
10	Jharkhand	15	5	6
11	Karnataka	1	-	31
12	Kerala	20	21	1
13	Madhya Pradesh	11	52	1
14	Maharashtra	84	45	32
15	Manipur	10	16	9
16	Meghalaya	11	-	1
17	Mizoram	-	2	1
18	Nagaland	12	12	1
19	Odisha	34	537	-
20	Punjab	28	27	48
21	Rajasthan	2	44	3
22	Sikkim	1	-	-
23	Tamil Nadu	49	1	1
24	Telangana	51	28	21
25	Tripura	1	-	1
26	Uttar Pradesh @	93	1	1
27	Uttarakhand	13	13	13
28	West Bengal	44	655	38
29	A & N Islands	1	1	1
30	Chandigarh	-	1	1
31	Dadra and Nagar Haveli and Daman and Diu	3	3	1
32	Delhi	16	16	1
33	Jammu and Kashmir	-	13	1
34	Ladakh	2	2	1
35	Lakshadweep	1	-	1
36	Puducherry	1	-	-
	All India	715	1,683	343

@ (68 Cyber Cells in each Distt. & 7 in Commissionerate System
18-Cyber Crime Police Station in Every Range Headquarter)
(NA) denotes "Not Available", (NP) denotes "Not Provided" & (-) denotes "Zero"



APPENDIX 9 -- ANTI SABOTAGE TEAM (AST) / CHECK TEAM / BOMB DETECTION AND BOMB DISPOSAL SQUAD IN STATES/UTs

AS ON 01.01.2023

Sl. No.	STATES/UTs	NUMBER OF ANTI SABOTAGE TEAM (AST) / CHECK TEAM / BOMB DETECTION AND BOMB DISPOSAL SQUAD
(1)	(2)	(3)
1	Andhra Pradesh	35
2	Arunachal Pradesh	1
3	Assam	54
4	Bihar	9
5	Chhattisgarh	18
6	Goa	4
7	Gujarat	50
8	Haryana	10
9	Himachal Pradesh	4
10	Jharkhand	12
11	Karnataka	41
12	Kerala	22
13	Madhya Pradesh	17
14	Maharashtra	50
15	Manipur	50
16	Meghalaya	10
17	Mizoram	4
18	Nagaland	4
19	Odisha	42
20	Punjab	46
21	Rajasthan	16
22	Sikkim	1
23	Tamil Nadu	46
24	Telangana	151
25	Tripura	12
26	Uttar Pradesh	89
27	Uttarakhand	4
28	West Bengal	318
29	A & N Islands	2
30	Chandigarh	1
31	Dadra and Nagar Haveli and Daman and Diu	-
32	Delhi	15
33	Jammu and Kashmir	26
34	Ladakh	2
35	Lakshadweep	-
36	Puducherry	1
All India		1,167

(NA) denotes "Not Available"

(NP) denotes "Not Provided"

(-) denotes "Zero"



APPENDIX 10 -- NUMBER AND NAME OF POLICE APPS FOR CITIZENS IN STATES/UTs

AS ON 01.01.2023

Sl. No	STATES/UTs	NUMBER OF POLICE APPS FOR CITIZENS	NAMES OF POLICE APPS FOR CITIZENS	NUMBER OF DOWNLOADS
(1)	(2)	(3)	(4)	(5)
1	Andhra Pradesh	5	Locked House Monitoring System	9.9 Lakhs
			AP Police e-Challan app	16 Lakhs
			Disha SOS App	135 Lakhs
			AP Police Seva App	5 Lakhs
			112 India	0.9 Lakhs
2	Arunachal Pradesh	1	Arunpol	9447
3	Assam	4	Assam Cop	1000+
			Drugs Free Assam	1000+
			Assam CCTNC Citizen	5000+
			Mpassport police app	61443
4	Bihar	1	Dial-112 App	1779
5	Chhattisgarh	3	Citizen Portal CG Dial 112	30,800
			Abhivyakti App	1,51,655
			Samadhan App	50,000
6	Goa	0	NA	NA
7	Gujarat	10	Domestic Servant	5,006
			Driver registration	2,858
			E-application	65,646
			Non Objection certificate	2,85,005
			Police verification certificate	5,601
			Missing person search	2,111
			Missing property search	6,144
			Senior Citizen registration	12,377
			Tenataegistration	1,47,596
			e-FIR	6,801
8	Haryana	1	Durga Shakti App	2,52,268
9	Himachal Pradesh	5	HP Police (Andriod)	10000+
			Drug Free Himachal App	45000+
			Shakti Button	10,000
			ERSS (Emergency Response Support System)	6,500
			Crime Free Himachal	1000+
10	Jharkhand	1	Shakti App	NA
11	Karnataka	11	KSP APP	1,26,619
			SURAKSHA	5.94 lakh
			NAMMA 100	NP
			Public eye	NP
			LHMS	5,000
			112 APP	57,921

(NA) denotes "Not Available", (NP) denotes "Not Provided" & (-) denotes "Zero"



APPENDIX 10- (CONTINUED . . .)

Sl. No	STATES/UTs	NUMBER OF POLICE APPS FOR CITIZENS	NAMES OF POLICE APPS FOR CITIZENS	NUMBER OF DOWNLOADS
(1)	(2)	(3)	(4)	(5)
			E-Beat	365
			E-FIR	NP
			CEIR	NP
			CCP	NP
			M-CCTNS	NP
12	Kerala	1	Pol-App	7,65,515
13	Madhya Pradesh	3	MPeCOP	2,14,448
			APAT	100
			112INDIA	10,00,000
14	Maharashtra	3	M-Passport	NP
			Dial-112	500+
			S.E.V.A	NP
15	Manipur	0	NA	NA
16	Meghalaya	2	Meghalaya Police Citizens Apps	500
			Megcop Watch	2,265
17	Mizoram	2	Mizoram Safety App	5000+
			mPass Traffic	NP
18	Nagaland	1	Call Your Cops	1000+
19	Odisha	3	Sahayata	100000+
			Citizen Portal	4841117+
			BBSR-CTC Police CP Hqrs, Bhubaneswar	10000+
20	Punjab	3	PPSAANJH	1,64,623
			Know your Police	27,751
			Shakti	10,020
21	Rajasthan	1	RajCop Citizen	1,96,223
22	Sikkim	0	NA	NA
23	Tamil Nadu	2	TN Police Citizens Services	3,10,838
			Kavalan Uthavi App	3,07,080
24	Telangana	3	(WWW.tspolice.gov.in)	32,43,499
			Hawk eye	39,27,000
			Traffic Live	4,35,000
25	Tripura	1	112 India Mobile App	1,414
26	Uttar Pradesh	0	NA	NA
27	Uttarakhand	2	Dial-112 India App	1000000+
			Uttarakhand Police App	1,15,988
28	West Bengal	15	Bondhu	1,32,452
			Abhaya	1000+
			Sandhan	Web Base
			E-Nazar	1000+
			Parhori	Web Base

(NA) denotes "Not Available", (NP) denotes "Not Provided" & (-) denotes "Zero"



APPENDIX 10- (CONTINUED . . .)

Sl. No	STATES/UTs	NUMBER OF POLICE APPS FOR CITIZENS	NAMES OF POLICE APPS FOR CITIZENS	NUMBER OF DOWNLOADS
(1)	(2)	(3)	(4)	(5)
			Aastha	Web Base
			Astha	50,000
			Prapti	Web Base
			R.T.Apps	1000+
			Bharosa	10000+
			Alor Pathe	10000+
			Suraksha	1000+
			Sahya	60000+
			Gangasagar Mela Sahoyta	500+
			Sanjog	10+
29	A & N Islands	0	NA	NA
30	Chandigarh	1	E-Saathi App	1,89,170
31	Dadra and Nagar Haveli and Daman and Diu	1	DDDP Suraksha App	10,000+
32	Delhi	10	Lost Report	11,38,072
			Police Clearance Certificate	2,68,223
			Himmat App	1,972
			Himmat Plus App	8,196
			M. V. Theft	37,943
			Property Theft App	1,37,626
			Character Verification Report	75,576
			Traffic Violations Report	23
			Senior Citizen App	10,352
			Tatpar App	43,203
33	Jammu and Kashmir	6	JK Police News App	10,880
			JKPS Women Safety App	881
			Suvidha JK Police	1,090
			Katra Police App	156
			Avtar	1,076
			Sahulat	NP
34	Ladakh	0	NA	NA
35	Lakshadweep	0	NA	NA
36	Puducherry	2	112 SOS (2019)	1,723
			Mitra SOS (2013)	5,000
Total		104		

(NA) denotes "Not Available"

(NP) denotes "Not Provided"

(-) denotes "Zero"



APPENDIX 11 -- STATE/UT - WISE POLICE UNIVERSITIES IN INDIA

AS ON 01.01.2023

Sl. No	STATES/UTs	TOTAL NO OF POLICE UNIVERSITIES	NAME OF INSTITUTE	TELEPHONE NO.	FAX NO.	MOBILE NO
(1)	(2)	(3)	(4)	(5)	(6)	(7)
1	Andhra Pradesh	-	N/A	N/A	N/A	N/A
2	Arunachal Pradesh	-	N/A	N/A	N/A	N/A
3	Assam	-	N/A	N/A	N/A	N/A
4	Bihar	-	N/A	N/A	N/A	N/A
5	Chhattisgarh	-	N/A	N/A	N/A	N/A
6	Goa	-	N/A	N/A	N/A	N/A
7	Gujarat	-	N/A	N/A	N/A	N/A
8	Haryana	-	N/A	N/A	N/A	N/A
9	Himachal Pradesh	-	N/A	N/A	N/A	N/A
10	Jharkhand	1	Jharkhand Raksha Shakti University, Ranchi	NA	NA	7488151393/ 9431343742
11	Karnataka	-	N/A	N/A	N/A	N/A
12	Kerala	-	N/A	N/A	N/A	N/A
13	Madhya Pradesh	-	N/A	N/A	N/A	N/A
14	Maharashtra	-	N/A	N/A	N/A	N/A
15	Manipur	-	N/A	N/A	N/A	N/A
16	Meghalaya	-	N/A	N/A	N/A	N/A
17	Mizoram	-	N/A	N/A	N/A	N/A
18	Nagaland	-	N/A	N/A	N/A	N/A
19	Odisha	-	N/A	N/A	N/A	N/A
20	Punjab	-	N/A	N/A	N/A	N/A
21	Rajasthan	1	Sardar Patel University of Police, Security and Criminal Justice, Jodhpur	0291-3500601	registrar@ policeuniversity. ac.in	9414449601
22	Sikkim	-	N/A	N/A	N/A	N/A
23	Tamil Nadu	-	N/A	N/A	N/A	N/A
24	Telangana	-	N/A	N/A	N/A	N/A
25	Tripura	-	N/A	N/A	N/A	N/A
26	Uttar Pradesh	-	N/A	N/A	N/A	N/A
27	Uttarakhand	-	N/A	N/A	N/A	N/A
28	West Bengal	-	N/A	N/A	N/A	N/A
29	A and N Islands	-	N/A	N/A	N/A	N/A
30	Chandigarh	-	N/A	N/A	N/A	N/A
31	Dadra and Nagar Haveli and Daman and Diu	-	N/A	N/A	N/A	N/A
32	Delhi	-	N/A	N/A	N/A	N/A
33	Jammu and Kashmir	-	N/A	N/A	N/A	N/A
34	Ladakh	-	N/A	N/A	N/A	N/A
35	Lakshadweep	-	N/A	N/A	N/A	N/A
36	Puducherry	-	N/A	N/A	N/A	N/A
Total		2				

(NA) denotes "Not Available", (NP) denotes "Not Provided" & (-) denotes "Zero"



APPENDIX 12 -- POLICE HELPLINE NUMBERS IN STATES/UTs

AS ON 01.01.2023

Sl. No	STATES/UTs	NUMBER OF POLICE HELPLINE NUMBERS	POLICE HELPLINE NUMBER	PURPOSE OF HELPLINE NUMBER
(1)	(2)	(3)	(4)	(5)
1	Andhra Pradesh	9	112	Fire/Medical/ Disaster
			100	EMERGENCY
			14400	CORRUPTION
			1064	CORRUPTION
			1100	CORRUPTION
			9121211100	WHATSAPP
			90716666667	CID
			1902	SPANDANA
			1930	Cyber Crime complaint
2	Arunachal Pradesh	7	112	ERSS (below mentioned help line turn into 112 help line)
			1091	Women help line
			1098	Child help line
			100	Police
			101	Fire
			1070	Disaster mangement
			181	women help desk
3	Assam	9	100	Reporting Cyber Financial Fraud
			112	For registration of public complaint
			1930	Reporting Cyber Financial Fraud
			0361-2521242	DG Control
			0361-2381511	SB Control
			0361-236620	SB Control
			0361-2464557	City Police Control
			0361-2464558	City Police Control
			0361-2460303	Citizen Portal
4	Bihar	5	18603456999	To file a complaint
			0612-2217900	To file a complaint
			0612-2215747	To file a complaint
			8544428407	To file a complaint
			8544428408	To file a complaint
5	Chhattisgarh	7	1036	SC/ST Complaint
			0771-2331365	SC/ST Crime
			0771-2511100	Juvenile Complaint
			0771-2511388	CID Crime Desk Cell
			9479191536	Senior Citizen Cell
			Dial 112	Emergency Response Service
			1930	Citizen financial cyber fraud
6	Goa	6	1098	Child Helpline
			1091	Women Helpline
			1090	Senior Citizen helpline
			1093	Coastal Security helpline

(NA) denotes "Not Available", (NP) denotes "Not Provided" & (-) denotes "Zero"



APPENDIX 12- (CONTINUED . . .)

Sl. No	STATES/UTs	NUMBER OF POLICE HELPLINE NUMBERS	POLICE HELPLINE NUMBER	PURPOSE OF HELPLINE NUMBER
(1)	(2)	(3)	(4)	(5)
			100/112	Police Control Room
			18001027222	Bachpan Bachao Andolan
7	Gujarat	5	1930	Cyber Crime
			1512	Railway Suraksha
			100	Provide of Help & Support to Public for free
			112	Provide of Help & Support to Public for free
			181	Abhayam
8	Haryana	4	Dial 112	Emergency Response support system is designed to address all emergency signals received from citizens through voice calls SMS Email, panic sos signals, web portal etc.
			1091	Women helpline provides women safety with 24*7 hours.
			1098	Children helpline
			1073	Road Safety
9	Himachal Pradesh	10	1930 & 1908	Nasha Nivaran Helpline
			112-ERSS	ERSS is a unified emergency response system with emergency number "112" for all kinds of emergency and distress calls from across the Himachal Pradesh
			1515-Gudiya Helpline	Woman safety helpline number 1515 with an objective to ensure safety and security of woman in the State. The Gudiya helpline will help women in distress under threat or any kind of criminal act. It works 24*7 i.e. round the clock, (this number is also integrated with the ERSS-112)
			1091-Woman Helpline	Woman safety helpline number 1091 also an objective to ensure safety and security of woman in the State. The Woman Helpline 1090 will help woman in distress under threat or any kind of criminal act. It work 24*7 i.e... Round the clock (This number is also integrated with the ERSS-112)
			1090-Hoshiyar Singh Helpline	This Help line number installed in HP Secretariat and works around the clock i.e. 24*7 whenever any information related to crime against drug, forests and mining mafia's are received in this helpline desk.
			9459100100-SMS/whatsapp	This SMS service helps to the general public through mobile number 94591-00100. The objective of the scheme is to render prompt assistance to general public and to promptly act upon the specific complaints/information received through SMS. It is equally important to keep the information secret and cause least inconvenience
			Shakti Button App	Shakti Button App with a button that can work without internet and help tracing victim with the help of GPS location of the victim it also works round the clock i.e. 24*7.
			9459100100	Complaint of General Public Through SMS/Whatsapp.
			0177-2629893	Complaint Against Corruption.
			8988700100	Report of Corruption Through Whatsaap
10	Jharkhand	4	100	For Integration with people in emergency services
			112	
			9771432103	
			8877444444	

(NA) denotes "Not Available", (NP) denotes "Not Provided" & (-) denotes "Zero"



APPENDIX 12- (CONTINUED . . .)

SI. No	STATES/UTs	NUMBER OF POLICE HELPLINE NUMBERS	POLICE HELPLINE NUMBER	PURPOSE OF HELPLINE NUMBER
(1)	(2)	(3)	(4)	(5)
11	Karnataka	8	100/112	Police and Fire Emergency
			1090	Elder help Line
			1091	Women Help Line
			1093	Coastal Security Police help line
			1095	Traffic Help Line
			1908	NDPS Help Line
			1930	Cyber Financial Fraud reporting emergency number
			1098	Children's help line
12	Kerala	10	112	ERSS
			1515	Pink Patrol (Women Helpline)
			1099	Traffic Helpline
			1091	Vanitha Helpline
			1090	Crime Stopper
			1930	Online Financial Fraud
			9846100100	Highway Alert
			9846200100	Railway Alert
			9497996992, 9497999955	Aparajitha (Women Helpline)
			9497900035, 9497900045	Prasanthi (Senior Citizen Helpline)
13	Madhya Pradesh	9	112	Emergency Help
			100	Emergency Help
			101	Fire Safety
			108	Ambulance
			139	Rail Help Line
			1090	Women Help Line
			1091	Women Help Line
			1930	Cyber Crime
			155390	Police Help Line Number
14	Maharashtra	5	100	Emergency Response for All Citizens
			103/1091/1098	For Child and Women
			1090	For Senior Citizen
			1512	For railway passengers Complaints can be registered
			112	To provide quick help and response in emergency/distress situations to citizens.
15	Manipur	1	112	It is a single emergency number introduced by govt. of india to quickly raise a request for help when a person is in emergency. The automated facility being setup for this purpose called public safety answering point (PSAP), will handle all these emergency signals.

(NA) denotes "Not Available"

(NP) denotes "Not Provided"

(-) denotes "Zero"



APPENDIX 12- (CONTINUED . . .)

SI. No	STATES/UTs	NUMBER OF POLICE HELPLINE NUMBERS	POLICE HELPLINE NUMBER	PURPOSE OF HELPLINE NUMBER
(1)	(2)	(3)	(4)	(5)
16	Meghalaya	12	0364-2215427/ 2222214/2222215	East Khasi Hills District Police Control Room
			9856084514/ 8730940080	Ri Bhoi District Police Control Room
			9774065467	West Jaintia Hills District Police Control Room
			9366498499/ 6909642019	West Khasi Hills District Police Control Room
			8730065429/ 9485397197	West Garo Hills District Police Control Room
			8732849310/ 9436369561	South West Garo Hills District Police Control Room
			8794765696/ 8974271342	East Garo Hills District Police Control Room
			9383018810/ 700526894	North Garo Hills District Police Control Room
			7005457449/ 9612612805	South Garo Hills District Police Control Room
			8787477989/ 8413866765	East Jaintia Hills Police Control Room
			9366584905	South West Khasi Hills District Police Control Room
			9366115320	Eastern West Khasi Hills District Police Control Room
			17	Mizoram
1930	Cyber Crime Helpline			
101	Fire			
100	Police			
2322307	Traffic Control Room			
18	Nagaland	2	1930	To Report Any Financial Fraud
			112	All Emergencies
19	Odisha	10	112	Emergency Response Support System
			100	Local Police Station
			1090	Elder persons help line
			181	Women help line
			1098	Children help line
			1093	Costal Security help line
			1095	Traffic Help Line
			7400006709	Cyber Crime Help Desk
			9861927612	Track any Missing/Kidnapping Person, Bhubaneswar UPD
8093028100	Senior Citizen Help Line Number Bhubaneswar UPD And Cuttack UPD			

(NA) denotes "Not Available"

(NP) denotes "Not Provided"

(-) denotes "Zero"



APPENDIX 12- (CONTINUED . . .)

Sl. No	STATES/UTs	NUMBER OF POLICE HELPLINE NUMBERS	POLICE HELPLINE NUMBER	PURPOSE OF HELPLINE NUMBER
(1)	(2)	(3)	(4)	(5)
20	Punjab	2	Dial-112	For all kinds of emergencies and distress calls a nationwide, unified emergency response system with a single emergency number 'Dial-112' is designed to provide assistance to the people in distress within the best possible time after getting distress signals from citizens in the form of voice call, SMS, e-mail, panic SOS request. web request etc. Currently, Helpline number Dial-100 has been merged in Dial- 112. 101 (Fire and Rescue) and 108 (ambulance, 181 (woman and Child Care) etc. will also be integrated in this unified number '112' This system is handling distress signals like: Voice Call-Dial-112 Messaging- SMS to 112 Mailing dial-112@punjabpolice.gov.in Distress Web Requests - https://pb.ners.in Panic Messaging - Mobile Panic Button App for citizens - 112 INDIA APP
			Dial-181	Women Helpline Number 181 has been initiated. This helpline is a multi channel platform which can be accessed through multiple communication channels- like Phone (181), SMS (7696181181), email(help@181pph.com) web portal (www.181pph.com) and whatsapp (7696181181). The helpline is meant specifically for vulnerable sections of society such as women, senior citizens, children and NRIs who often find it difficult to make physical visits to the Police Stations and Police offices to report their grievances. Now this helpline is under supervision of Community Affairs Division of Punjab Police.
21	Rajasthan	4	100	Complaint of general public through toll free no
			112	Complaint of general public through toll free no
			1090	Women Helpline Number
			1098	Child Helpline
22	Sikkim	2	100	Multipurpose uses like Emergency and all Public complaints
			202033	Multipurpose uses like Emergency and all Public complaints
23	Tamil Nadu	10	100	To Report A Crime Control Room
			103	To Report Traffic Violation
			108	Ambulance
			1098	Child Line
			1091	Women help Line
			1093	Coastal Security Help Line
			9962500500, 1512	Railway Police Help Line
			1800-180-5522	Anti Ragging complaints
			1322	Railway Protection Force
			1800-425-0111	Corona Toll-free Seniors, Disabilities
24	Telangana	5	100	Emergency service to the people by round the clock
			181	Women Help Line
			1098	Child Helpline
			108	Emergency Response System
			040-23239922	TSDGP Control Room

(NA) denotes "Not Available", (NP) denotes "Not Provided" & (-) denotes "Zero"



APPENDIX 12- (CONTINUED . . .)

SI. No	STATES/UTs	NUMBER OF POLICE HELPLINE NUMBERS	POLICE HELPLINE NUMBER	PURPOSE OF HELPLINE NUMBER
(1)	(2)	(3)	(4)	(5)
25	Tripura	4	100	Police Assistance for any person seeking help in Tripura. Now migrated to 112
			1091	Women Help line for any women in distress through out in Tripura. Now migrated to 112
			112	To seek help by the people in distress for emergency purpose.
			1930	Response to Cyber Financial Fraud
26	Uttar Pradesh	2	112	TO PROVIDE POLICE, FIRE, AMBULANCE HELP
			1090	Women power line 1090, A 24x7 dedicated contact centre for redressal of phone/cyber complaints by UP women & girls.
27	Uttarakhand	3	112, 100, 101, 1090 Interated	IN Emergency Services
			9411112123 (CUG)	
			9411112702 CUG	Feed Back Calls & WhatsApp
28	West Bengal	8	100	Police Helpline
			112	Emergency Response
			1093	DG & IGP's. Control Room, Nabanna. Howrah
			1090	Crime Stopper Cell
			1091	Women Crisis Response Centre
			9830079999	Medical Helpline, Lalbazar
			9830088884	Senior Citizen Helpline, Lalbazar
1073	Traffic Helpline			
29	A & N Islands	12	100	Police Control Room
			101	Fire Assistance
			112	Emergency Response
			03193-265241	Disaster Emergency Nicobar District
			1930	Cyber fraud
			1144	Women Distress
			1093	Coastal Security
			03192-240840	Anti-Corruption
			03192-232249	Anti-Corruption
			03192-244698	Anti-Corruption
			1098	Child Helpline
155307	Tourist Helpline			
30	Chandigarh	1	112	Main purpose of helpline, to provide immediate help to the person in distress who seek help by dialling 112 Emergency number regarding help of Police, Fire, Medical Services, Senior Citizen (1090), Women Help Line (1091), Cyber Crime disaster help and rail madad.
31	Dadra and Nagar Haveli and Daman and Diu	5	100	General
			112	Any Emergency
			181	Women Helpline
			1930	Cyber Crime reporting Helpline Number
			1091	Women Helpline Number

(NA) denotes "Not Available", (NP) denotes "Not Provided" & (-) denotes "Zero"



APPENDIX 12- (CONTINUED . . .)

SI. No	STATES/UTs	NUMBER OF POLICE HELPLINE NUMBERS	POLICE HELPLINE NUMBER	PURPOSE OF HELPLINE NUMBER
(1)	(2)	(3)	(4)	(5)
32	Delhi	12	112	PCR-Distress Number
			1090	Eyes & Ears
			1091	Women Helpline
			1093	North East States Helpline
			1094/27892844	Missing Persons
			1095	Traffic Helpline
			1064	Anti-Corruption Helpline
			1512	Railways Helpline
			1291	Senior Citizens Helpline
			1930	For Cyber Crime Related
			9910641064	Uploading Audio & Video Complaints
1511	Delhi Metro			
33	Jammu and Kashmir	1	100	Public out reach/Public Grievances/Drugs menace/SANJY/ Election/Women helpdesk etc.
34	Ladakh	6	01985-232275	PCR Kargil
			01982-258880	PCR Leh
			808286319	Traffic Control unit Leh
			8899670906	Traffic Control unit Kargil
			112	ERSS
			100	Emergency
35	Lakshadweep	2	100	Whole Emergency
			112	Police/Fire
36	Puducherry	5	112 @ 100	ERSS
			1073	Traffic Issues
			1031	POP Issues
			1930	Cyber Crime
			1070/1077	EOC-SDMA
Total		212		

(NA) denotes "Not Available"

(NP) denotes "Not Provided"

(-) denotes "Zero"



APPENDIX 13 -- POLICE BANDS IN STATES/UTs

AS ON 01.01.2023

Sl. No.	STATES/UTs	NUMBER OF POLICE BANDS UNITS
(1)	(2)	(3)
1	Andhra Pradesh	37
2	Arunachal Pradesh	1
3	Assam	20
4	Bihar	4
5	Chhattisgarh	2
6	Goa	1
7	Gujarat	62
8	Haryana	2
9	Himachal Pradesh	2
10	Jharkhand	2
11	Karnataka	53
12	Kerala	8
13	Madhya Pradesh	6
14	Maharashtra	50
15	Manipur	9
16	Meghalaya	2
17	Mizoram	3
18	Nagaland	9
19	Odisha	36
20	Punjab	5
21	Rajasthan	42
22	Sikkim	-
23	Tamil Nadu	16
24	Telangana	8
25	Tripura	9
26	Uttar Pradesh	-
27	Uttarakhand	5
28	West Bengal	51
29	A & N Islands	1
30	Chandigarh	2
31	Dadra and Nagar Haveli and Daman and Diu	-
32	Delhi	-
33	Jammu and Kashmir	4
34	Ladakh	3
35	Lakshadweep	-
36	Puducherry	1
All India		456

(NA) denotes "Not Available", (NP) denotes "Not Provided" & (-) denotes "Zero"



APPENDIX 14 -- NUMBER OF STUDENT POLICE CADETS (SPC) PROJECT SCHOOLS & STUDENT POLICE CADETS (SPC) IN STATES/UTs

AS ON 01.01.2023

Sl. No.	STATES/UTs	NUMBER OF STUDENT POLICE CADETS (SPC) PROJECT SCHOOLS	NUMBER OF STUDENT POLICE CADETS (SPC)
(1)	(2)	(3)	(4)
1	Andhra Pradesh	-	-
2	Arunachal Pradesh	-	-
3	Assam	145	5,887
4	Bihar	1,100	47,798
5	Chhattisgarh	134	9,310
6	Goa	22	932
7	Gujarat	613	24,824
8	Haryana	186	7,405
9	Himachal Pradesh	90	2,155
10	Jharkhand	227	27,611
11	Karnataka	726	45,521
12	Kerala	1,001	87,642
13	Madhya Pradesh	569	19,107
14	Maharashtra	996	84,397
15	Manipur	70	767
16	Meghalaya	31	1,876
17	Mizoram	20	880
18	Nagaland	19	1,138
19	Odisha	765	1,652
20	Punjab	-	-
21	Rajasthan	1,004	43,686
22	Sikkim	-	-
23	Tamil Nadu	1,117	49,148
24	Telangana	409	17,569
25	Tripura	120	4,782
26	Uttar Pradesh	2,512	1,29,841
27	Uttarakhand	-	-
28	West Bengal	-	-
29	A & N Islands	10	387
30	Chandigarh	2	80
31	Dadra and Nagar Haveli and Daman and Diu	21	644
32	Delhi	75	7,470
33	Jammu and Kashmir	100	250
34	Ladakh	-	-
35	Lakshadweep	6	262
36	Puducherry	-	-
	All India	12,090	6,23,021

(NA) denotes "Not Available"

(NP) denotes "Not Provided"

(-) denotes "Zero"



**APPENDIX 15 -- ANTI SABOTAGE TEAMS (AST) / CHECK TEAMS / BOMB DETECTION AND BOMB DISPOSAL SQUADS
IN CAPFs**

AS ON 01.01.2023

SL. NO.	CENTRAL ARMED POLICE FORCE & SPECIALISED FORCE	NUMBER OF ANTI SABOTAGE TEAMS (AST) / CHECK TEAMS / BOMB DETECTION AND BOMB DISPOSAL SQUADS
(1)	(2)	(3)
1	Assam Rifles	-
2	Border Security Force	-
3	Central Industrial Security Force	42
4	Central Reserve Police Force	177
5	Indo-Tibetan Border Police	17
6	National Disaster Response Force	NA
7	National Security Guard	14
8	Railway Protection Force	17
9	Sashastra Seema Bal	6
TOTAL		273

(NA) denotes "Not Available"

(NP) denotes "Not Provided"

(-) denotes "Zero"



APPENDIX 16 -- NUMBER OF ANIMALS IN THE CENTRAL INVESTIGATION AGENCIES & OTHER CENTRAL POLICE ORGANIZATIONS (CPOs)

AS ON 01.01.2023

SL. NO.	CENTRAL INVESTIGATION AGENCIES & OTHER CENTRAL POLICE ORGANIZATIONS (CPOs)	TRACKER DOGS	SNIFFER DOGS	HORSES	CAMELS	ANY OTHER	TOTAL
(1)	(2)	(3)	(4)	(5)	(6)	(7)	(8)
1	Bureau of Police Research & Development (BPR&D)	-	-	-	-	-	-
2	Central Bureau of Investigation (CBI)	NA	NA	NA	NA	NA	-
3	Directorate of Coordination Police Wireless (DCPW)	-	-	-	-	-	-
4	National Crime Records Bureau (NCRB)	-	-	-	-	-	-
5	North Eastern Police Academy (NEPA)	-	-	8	-	-	8
6	National Investigation Agency (NIA)	-	-	-	-	-	-
7	Sardar Vallabhbhai Patel National Police Academy (SVPNPA)	-	-	48	-	-	48
TOTAL		-	-	56	-	-	56

(NA) denotes "Not Available"

(NP) denotes "Not Provided"

(-) denotes "Zero"



APPENDIX 17 -- BUDGET & EXPENDITURE OF CENTRAL INVESTIGATION AGENCIES & OTHER CENTRAL POLICE ORGANIZATIONS (CPOs) (FIGURES IN CRORES OF RUPEES)

AS ON 01.01.2023

SL. NO.	CENTRAL INVESTIGATION AGENCIES & OTHER CENTRAL POLICE ORGANIZATIONS (CPOs)	FINANCIAL YEAR		FINANCIAL YEAR	
		2021 - 2022 (REVISED)		2022 - 2023 (TENTATIVE)	
		TOTAL BUDGET	TOTAL EXPENDITURE	TOTAL BUDGET	TOTAL EXPENDITURE
(1)	(2)	(3)	(4)	(5)	(6)
1	Bureau of Police Research & Development (BPR&D)	102	75	167	88
2	Central Bureau of Investigation (CBI)	826	822	925	655
3	Directorate of Coordination Police Wireless (DCPW)	92	74	102	72
4	National Crime Records Bureau (NCRB)	52	48	52	48
5	North Eastern Police Academy (NEPA)	38	30	30	7
6	National Investigation Agency (NIA)	195	182	231	215
7	Sardar Vallabhbhai Patel National Police Academy (SVPNPA)	145	144	172	169
TOTAL		1,450	1,373	1,680	1,255

(NA) denotes "Not Available"

(NP) denotes "Not Provided"

(-) denotes "Zero"



APPENDIX 18 -- ACTUAL STRENGTH OF VEHICLES AVAILABLE WITH CENTRAL INVESTIGATION AGENCIES & OTHER CENTRAL POLICE ORGANIZATIONS (CPOs)

AS ON 01.01.2023

SL. NO.	CENTRAL INVESTIGATION AGENCIES & OTHER CENTRAL POLICE ORGANIZATIONS (CPOs)	HEAVY DUTY	MEDIUM DUTY	LIGHT DUTY	THREE WHEELERS	TWO WHEELERS	SPECIAL PURPOSE VEHICLES	TOTAL NUMBERS OF VEHICLES
(1)	(2)	(3)	(4)	(5)	(6)	(7)	(8)	(9)
1	Bureau of Police Research & Development (BPR&D)	10	11	36	2	15	1	75
2	Central Bureau of Investigation (CBI)	12	-	622	-	455	-	1,089
3	Directorate of Coordination Police Wireless (DCPW)	1	-	6	-	36	-	43
4	National Crime Records Bureau (NCRB)	-	2	9	-	4	-	15
5	North Eastern Police Academy (NEPA)	9	5	17	-	5	1	37
6	National Investigation Agency (NIA)	-	8	144	-	104	-	256
7	Sardar Vallabhbhai Patel National Police Academy (SVPNPA)	7	8	25	-	19	4	63
TOTAL		39	34	859	2	638	6	1,578

(NA) denotes "Not Available"

(NP) denotes "Not Provided"

(-) denotes "Zero"



APPENDIX 19 -- FAMILY QUARTERS AVAILABLE WITH CENTRAL INVESTIGATION AGENCIES & OTHER CENTRAL POLICE ORGANIZATIONS (CPOs)

AS ON 01.01.2023

SL. NO.	CENTRAL INVESTIGATION AGENCIES & OTHER CENTRAL POLICE ORGANIZATIONS (CPOs)	FAMILY QUARTERS FOR			
		DY. SP & ABOVE	ASI TO INSPECTOR	CONSTABLE & HEAD CONSTABLE	TOTAL
(1)	(2)	(3)	(4)	(5)	(6)
1	Bureau of Police Research & Development (BPR&D)	49	52	113	214
2	Central Bureau of Investigation (CBI)	211	570	868	1,649
3	Directorate of Coordination Police Wireless (DCPW)	9	131	165	305
4	National Crime Records Bureau (NCRB)	-	-	-	-
5	North Eastern Police Academy (NEPA)	21	42	156	219
6	National Investigation Agency (NIA)	97	239	198	534
7	Sardar Vallabhbhai Patel National Police Academy (SVPNPA)	30	48	272	350
TOTAL		417	1,082	1,772	3,271

(NA) denotes "Not Available"

(NP) denotes "Not Provided"

(-) denotes "Zero"



APPENDIX-20 EXPENDITURE ON HOUSING OF CENTRAL INVESTIGATION AGENCIES & OTHER CENTRAL POLICE ORGANIZATIONS (CPOs) IN THE FINANCIAL YEAR 2021-2022 (REVISED) (Rs. IN CRORES)

AS ON 01.01.2023

SL. NO.	CENTRAL INVESTIGATION AGENCIES & OTHER CENTRAL POLICE ORGANIZATIONS (CPOs)	TOTAL EXPENDITURE BY POLICE HOUSING CORPORATIONS
(1)	(2)	(3)
1	Bureau of Police Research & Development (BPR&D)	-
2	Central Bureau of Investigation (CBI)	NA
3	Directorate of Coordination Police Wireless (DCPW)	-
4	National Crime Records Bureau (NCRB)	-
5	North Eastern Police Academy (NEPA)	-
6	National Investigation Agency (NIA)	-
7	Sardar Vallabhbhai Patel National Police Academy (SVPNPA)	4
TOTAL		4

(NA) denotes "Not Available"

(NP) denotes "Not Provided"

(-) denotes "Zero"



APPENDIX 21 -- EXPENDITURE ON HOUSING OF CENTRAL INVESTIGATION AGENCIES/OTHER POLICE ORGANIZATIONS (CPOs) IN THE FINANCIAL YEAR 2022-2023 (TENTATIVE) (Rs. IN CRORES)

AS ON 01.01.2023

SL. NO.	CENTRAL INVESTIGATION AGENCIES/OTHER POLICE ORGANIZATIONS (CPOs)	TOTAL EXPENDITURE BY POLICE HOUSING CORPORATIONS
(1)	(2)	(3)
1	Bureau of Police Research & Development (BPR&D)	-
2	Central Bureau of Investigation (CBI)	NA
3	Directorate of Coordination Police Wireless (DCPW)	-
4	National Crime Records Bureau (NCRB)	-
5	North Eastern Police Academy (NEPA)	-
6	National Investigation Agency (NIA)	-
7	Sardar Vallabhbhai Patel National Police Academy (SVPNPA)	3
TOTAL		3

(NA) denotes "Not Available"

(NP) denotes "Not Provided"

(-) denotes "Zero"



APPENDIX 22 -- DATA REGARDING CCTV CAMERAS IN STATES/UTs

AS ON 01.01.2023

Sl. No.	STATES/UTs	NO. OF POLICE STATIONS AND OTHER POLICE OFFICES WHERE CCTV SYSTEMS ARE TO BE INSTALLED AS PER THE ORDER OF THE COURT		TOTAL ESTIMATED NO. OF CCTV CAMERAS TO BE INSTALLED IN		NO. OF POLICE STATIONS AND OTHER POLICE OFFICES WHERE CCTV SYSTEMS HAVE BEEN INSTALLED		NUMBER OF CCTV CAMERAS INSTALLED IN THE POLICE STATIONS AND OTHER POLICE OFFICES WHERE CCTV SYSTEMS HAVE BEEN FULLY INSTALLED IN		THE REMAINING NO. OF POLICE STATIONS AND OTHER POLICE OFFICES		NUMBER OF CCTV CAMERAS REQUIRED TO BE INSTALLED IN THE REMAINING POLICE STATIONS AND OTHER POLICE OFFICES	
		POLICE STATIONS	OTHER POLICE OFFICES	POLICE STATIONS	OTHER POLICE OFFICES	POLICE STATIONS	OTHER POLICE OFFICES	POLICE STATIONS	OTHER POLICE OFFICES	POLICE STATIONS	OTHER POLICE OFFICES	POLICE STATIONS	OTHER POLICE OFFICES
(1)	(2)	(3)	(4)	(5)	(6)	(7)	(8)	(9)	(10)	(11)	(12)	(13)	(14)
1	Andhra Pradesh	1,028	-	10,280	-	629	-	6,290	-	399	-	3,990	-
2	Arunachal Pradesh	110	-	110	-	110	-	110	-	-	-	-	-
3	Assam	332	-	5,644	-	332	-	5,644	-	-	-	-	-
4	Bihar	1,021	339	14,294	3,863	1,021	146	14,294	1,660	-	193	-	2,203
5	Chhattisgarh	473	-	2,648	-	473	-	2,648	-	-	-	-	-
6	Goa	44	-	524	-	44	-	524	-	-	-	-	-
7	Gujarat	749	130	11,845	856	622	-	7,354	-	127	130	4,491	856
8	Haryana	383	360	5,745	1,800	-	-	-	-	383	360	5,745	1,800
9	Himachal Pradesh	139	-	1,455	-	136	-	1,408	-	3	-	47	-
10	Jharkhand	139	58	1,275	385	40	15	134	110	99	43	1,141	275
11	Karnataka	1,060	NP	4,240	NP	1,052	NP	4,208	NP	8	NA	32	NA
12	Kerala	520	-	6,240	-	517	-	6,204	-	3	-	36	-
13	Madhya Pradesh	1,159	500	15,006	3,000	1,136	473	14,768	2,838	23	27	238	162
14	Maharashtra @	1,089	-	12,297	-	1,089	-	12,297	-	-	NA	-	-
15	Manipur	90	-	1,290	-	4	-	60	-	86	-	1,230	-
16	Meghalaya	75	-	968	-	71	-	915	-	4	-	53	-
17	Mizoram	45	27	605	336	40	13	525	112	5	14	80	224
18	Nagaland	86	-	1,376	-	84	-	1,344	-	2	-	32	-
19	Odisha	679	-	13,647	-	591	-	11,887	-	88	-	1,760	-
20	Punjab	431	219	7,014	1,825	-	-	-	-	431	219	7,014	1,825
21	Rajasthan	917	-	5,502	-	890	-	5,340	-	27	-	162	-
22	Sikkim	29	-	330	-	29	-	330	-	-	-	-	-
23	Tamil Nadu	2,334	-	14,004	-	1,597	-	9,582	-	737	-	4,422	-
24	Telangana	716	58	12,108	638	338	28	6,206	308	378	30	5,902	330
25	Tripura	83	148	1,019	831	72	18	308	227	11	130	711	604
26	Uttar Pradesh	1,530	328	19,796	939	-	-	-	-	1,530	328	19,796	939
27	Uttarakhand	160	-	960	-	160	-	960	-	-	-	-	-
28	West Bengal	655	562	13,388	4,396	144	140	3,013	1,088	511	422	10,375	3,308
29	A & N Islands	24	NA	NA	NA	24	NA	566	31	-	NA	NA	NA
30	Chandigarh	17	NA	604	NA	17	NA	604	NA	-	NA	-	NA
31	Dadra and Nagar Haveli and Daman and Diu	8	-	101	-	6	-	76	-	2	-	25	-
32	Delhi	208	48	4,116	186	197	48	1,941	186	11	-	2,175	-
33	Jammu and Kashmir	250	242	4,891	3,531	-	-	-	-	250	242	4,891	3,531
34	Ladakh	10	10	83	48	10	3	83	20	-	7	-	28
35	Lakshadweep	9	2	90	16	-	-	-	-	9	2	90	16
36	Puducherry	NP	4	600	11	32	-	280	-	NA	4	320	11
	All India	16,602	3,035	1,94,095	22,661	11,507	884	1,19,903	6,580	5,127	2,151	74,758	16,112

@ It is proposed to be done in the next phase of the project and the survey for requirement of CCTV Cameras and generator is in progress.
 (NA) denotes "Not Available", (NP) denotes "Not Provided" & (-) denotes "Zero"



APPENDIX 23 -- NUMBER OF DRONES AVAILABLE WITH STATES/UTs POLICE

AS ON 01.01.2023

Sl. No.	STATES/UTs	NUMBER OF DRONES
(1)	(2)	(3)
1	Andhra Pradesh	64
2	Arunachal Pradesh	-
3	Assam	10
4	Bihar	3
5	Chhattisgarh	10
6	Goa	-
7	Gujarat	19
8	Haryana	38
9	Himachal Pradesh	49
10	Jharkhand	-
11	Karnataka	1
12	Kerala	1
13	Madhya Pradesh	158
14	Maharashtra	180
15	Manipur	-
16	Meghalaya	11
17	Mizoram	9
18	Nagaland	-
19	Odisha	8
20	Punjab	5
21	Rajasthan	60
22	Sikkim	1
23	Tamil Nadu	102
24	Telangana	16
25	Tripura	9
26	Uttar Pradesh	75
27	Uttarakhand	7
28	West Bengal	18
29	A & N Islands	-
30	Chandigarh	-
31	Dadra and Nagar Haveli and Daman and Diu	-
32	Delhi	2
33	Jammu and Kashmir	148
34	Ladakh	6
35	Lakshadweep	-
36	Puducherry	-
All India		1,010

(NA) denotes "Not Available", (NP) denotes "Not Provided"

(-) denotes "Zero"



APPENDIX 24 NUMBER OF DRONES AVAILABLE WITH CENTRAL ARMED POLICE FORCE (CAPFs)

AS ON 01.01.2023

SI. No.	CENTRAL ARMED POLICE FORCE (CAPFs)	NUMBER OF DRONES
(1)	(2)	(3)
1	Assam Rifles	12
2	Border Security Force	156
3	Central Industrial Security Force	-
4	Central Reserve Police Force	108
5	Indo-Tibetan Border Police	61
6	National Disaster Response Force	1
7	National Security Guard	15
8	Railway Protection Force	19
9	Sashastra Seema Bal	4
TOTAL		376

(NA) denotes "Not Available"

(NP) denotes "Not Provided"

(-) denotes "Zero"



APPENDIX 25 -- NUMBER OF DRONES AVAILABLE WITH CENTRAL POLICE ORGANIZATIONS (CPOs)

AS ON 01.01.2023

SI. No.	CENTRAL INVESTIGATION AGENCIES & OTHER CENTRAL POLICE ORGANIZATIONS (CPOs)	NUMBER OF DRONES
(1)	(2)	(3)
1	Bureau of Police Research & Development (BPR&D)	-
2	Central Bureau of Investigation (CBI)	2
3	Directorate of Coordination Police Wireless (DCPW)	-
4	National Crime Records Bureau (NCRB)	-
5	North Eastern Police Academy (NEPA)	1
6	National Investigation Agency (NIA)	-
7	Sardar Vallabhbhai Patel National Police Academy (SVPNPA)	-
TOTAL		3

(NA) denotes "Not Available"

(NP) denotes "Not Provided"

(-) denotes "Zero"





Bureau of Police Research & Development

Ministry of Home Affairs, Government of India
NH-48, Mahipalpur, New Delhi-110037

