

पुलिस संगठनों के आंकड़े

(01 जनवरी, 2020 तक)

DATA ON POLICE ORGANIZATIONS

(AS ON JANUARY 01, 2020)



पुलिस अनुसंधान एवं विकास ब्यूरो

गृह मंत्रालय, भारत सरकार

BUREAU OF POLICE RESEARCH AND DEVELOPMENT
Ministry of Home Affairs, Govt. of India

पुलिस संगठनों के आंकड़े

(01, जनवरी, 2020 तक)

DATA ON POLICE ORGANIZATIONS

(AS ON JANUARY 01, 2020)



पुलिस अनुसंधान एवं विकास ब्यूरो

गृह मंत्रालय, भारत सरकार

BUREAU OF POLICE RESEARCH AND DEVELOPMENT

Ministry of Home Affairs, Govt. of India

Note for readers

This booklet contains information from data received from various Police Forces. Users are cautioned to exercise their discretion, judgement and verification about facts & figures.

The State of Jammu & Kashmir was divided vide THE JAMMU AND KASHMIR REORGANISATION ACT, 2019 and the UTs of Jammu & Kashmir and Ladakh came into existence w.e.f 31/10/2019.

© 2020 BPR&D, New Delhi

Published by:

Ram Govind Ram & Shakti Singh Tanwar, Senior Statistical Officers, on behalf of the BPR&D, NH-8, Mahipal Pur, New Delhi -110037.

Printed at:

JK Offset Graphics Pvt. Ltd., Okhla, New Delhi

AJAY BHALLA, IAS



गृह सचिव
Home Secretary
भारत सरकार
Government of India
North Block,
New Delhi



MESSAGE

I am happy to know that the annual publication of the BPR&D, Data on Police Organizations (DoPO) in India, as on 01.01.2020, is ready for release. It is being brought out by the BPR&D since 1986 and contains authentic organizational statistics on Police/CAPFs/CPOs.

2. The DoPO, over the years, has become an important referral document for reliable information on Police organizations in India and is widely used by government agencies, policy makers as well as research scholars.

3. I appreciate the efforts of the BPR&D in publishing the data, as on 01.01.2020, in such a short time, in spite of the serious constraints due to COVID-19. Timely contribution from the Heads of the Police Forces in States and UTs as well as in the CAPFs and CPOs for compilation of police related statistics is laudable. I am sure the BPR&D will continue to enrich the literature on Indian Police Forces through their valuable publications.



(Ajay Bhalla)

Place : New Delhi
Dated : 01.10.2020

वरुण सिंधु कुल कौमुदी, भा.पु.से.
महानिदेशक

VSK Kaumudi, IPS
Director General

Tel. : 91-11-26781312 (O)
Fax : 91-11-26781315
Email : dg@bprd.nic.in



पुलिस अनुसंधान एवम् विकास ब्यूरो
गृह मंत्रालय, भारत सरकार
राष्ट्रीय राजमार्ग-8, महिपालपुर,
नई दिल्ली-110037

Bureau of Police Research & Development
Ministry of Home Affairs, Govt. of India
National Highway-8, Mahipalpur,
New Delhi-110037

Message

It is my privilege to present the Golden Jubilee edition of our flagship publication, **Data on Police Organizations (DoPO)**, as on 01.01.2020. This has been published by the Bureau of Police Research and Development (BPR&D), annually, since 1986.

Collection and publication of police related statistics has been the mandate of the BPR&D since its inception fifty years ago. Every time, certain new features have been added to the DoPO. DoPO, as on 01/01/2020, contains sanctioned and actual strength of the Police Forces including CAPFs and CPOs, important policing indicators like Police-Population Ratio, Police-Area Ratio, Officer to Field Staff Ratio, Strength of different Wings of Police, Strength of Woman Police, Police Budget, availability of Infrastructure and so on. Certain fresh features in this edition are the data on IR Battalions, Commando Battalions, Special Operations Group (SOG), Special Task Force (STF), State Disaster Response Force (SDRF), Police Apps for Citizens and Police Helpline Numbers.

Publication of the DoPO, as on 01.01.2020, is the outcome of the collaborative efforts of the BPR&D, DsG of CAPFs/CPOs and Heads of State/UT Police Forces, who have furnished the requisite data much earlier this time, despite the disruption caused by the CORONA pandemic. It is also an indication of the commitment and dedication of the officers and staff of the Special Police Division of the BPR&D.

I hope this publication is found useful by policy makers, Police leadership as well as academicians and researchers. Suggestions to improve it further are always welcome.


30/9/20
(V S K Kaumudi)

संतोष मेहरा, आयु.से
अपर महानिदेशक

Santosh Mehra, IPS
Additional Director General

Tel. : 91-11-26781341 (0)
Fax : 91-11-26782201
Email : adg@bprd.nic.in



पुलिस अनुसंधान एवम् विकास ब्यूरो
गृह मंत्रालय, भारत सरकार
राष्ट्रीय राजमार्ग-8, महिपालपुर,
नई दिल्ली-110037

Bureau of Police Research & Development
Ministry of Home Affairs, Govt. of India
National Highway-8, Mahipalpur,
New Delhi-110037

ACKNOWLEDGEMENT

Date: 05.10.2020

It is a matter of immense pride and happiness for me to present the latest edition of our flagship publication 'Data on Police Organizations' (DoPO). Commencing from 1986, DoPO is an important annual publication of the BPR&D.

As is widely known, the BPR&D has completed 50 years of its existence this year. During this period, the BPR&D has played a vital role in improving the systems and procedures of policing in India. It has performed a wide gamut of duties, ranging from facilitating policy formulation for MHA to leveraging technology; from capacity building to laying down SoPs for routine police functioning.

The annual publication of DoPO is one such sterling contribution of the BPR&D, which is eagerly looked forward to, by policy makers and practitioners alike. The publication of the latest edition in record time, which is carrying updated information as on 01.01.2020, has been possible due to the unstinted cooperation of all the police organizations in India. In this regard, I would also like to place on record the vision and guidance provided by Sh. V. S. K. Kaumudi, DG, BPR&D and the dogged persistence of Sh. S. K. Upadhyay, DIG, Special Police Division (SPD), BPR&D and his team members.

I am sure that this publication will be of immense use to policy makers, research scholars, academicians and HoPFs in making informed decisions.


5/10/20
(Santosh Mehra)



OFFICERS & OFFICIALS ASSOCIATED WITH THE PUBLICATION

GUIDANCE

Shri VSK Kaumudi, IPS

Director General

SUPERVISION

Shri Santosh Mehra, IPS

Addl. Director General

Shri Anurag Tankha, IPS

Inspector General

Shri S. K. Upadhyay

DIG/Dy. Director

EDITORIAL BOARD

Shri V.K. Gautam

AD(SPD)

Shri Ram Govind Ram

Senior Statistical Officer

Shri Shakti Singh Tanwar

Senior Statistical Officer

TECHNICAL STAFF

Shri Harjeet Singh

Personal Assistant

Shri Vasu Gupta

Data Entry Operator

CONTENTS

	SUBJECT	Page No.
CHAPTER 1	INTRODUCTION	21
	Data Collection Technique	21
	Indian Demography	23
CHAPTER 2	BASIC POLICE STATISTICS	24
	Police – Population Ratio (PPR) (Per Lakh of Population)	24
	Police – Area Ratio (PAR) (Per 100 Sq. Km. of Area)	24
	Population Per Police Person (PPP)	25
	Area Per Police Person (APP) (in Sq. Km)	25
	Transport Per 100 Police Personnel (TPP)	25
	INDIAN POLICE: HUMAN RESOURCES	30
CHAPTER 3	Strength of Police	30
	SCs/STs & OBCs in State/UT Police	35
	Women in Police	39
CHAPTER 4	POLICE BUDGET	41
	Budget & Expenditure on State/UT Police	41
	Modernization Grants	42
	Budget & Expenditure on CAPFs	44
CHAPTER 5	POLICE INFRASTRUCTURE	45
	State Police Administrative Offices	45
	Police Stations/Posts	45
	Police Commissionerates In India	46
	Transport Facilities	48
	Police Communication Facilities	50
	Police Housing	51
	OTHER DATA/INFORMATION	53
CHAPTER 6	Equipment to Facilitate Policing	53
	Police Districts Affected by Terrorism /Extremism	54
	Security to Protected Persons	55
	Training and Development	57
	IPS Officers	58
	Departmental Proceedings	59
	Pay Scale of Police Personnel	60



TABLES

List of Tables		Page No.
TABLE 2.1.1	National Police Statistics (2014 - 2019)	61
TABLE 2.1.2	Area and Population of States/UTs, Police Strength, Population Per Police Person, Area Per Police Person & Transport Per 100 Police Personnel	62
TABLE 2.1.3	Sanctioned and Actual Police - Population and Area Ratio in States/UTs	64
TABLE 3.1.1	Sanctioned (S) & Actual (A) Strength of Police Forces in States/UTs	66
TABLE 3.1.2	Sanctioned (S) & Actual (A) Strength in Different Ranks in Civil Police in States/UTs	68
TABLE 3.1.3 (A)	Sanctioned (S) & Actual (A) Strength in Different Ranks in District Armed Reserve (DAR) Police in States/UTs	72
TABLE 3.1.3 (B)	Sanctioned (S) & Actual (A) Strength in Different Ranks in Special Armed Police Battalion in States/UTs	75
TABLE 3.1.3 (C)	Sanctioned (S) & Actual (A) Strength of Different Ranks in IRB Police in States/UTs	79
TABLE 3.1.3 (D)	Actual Strength of Commando Battalions in States/UTs	83
TABLE 3.1.3 (E)	Anti Human Trafficking Unit in States/UTs	86
TABLE 3.1.4	Sanctioned (S) & Actual (A) Strength in various Ranks with Vacancies (V) of Total (Civil+ District Armed Reserve (DAR) + Special Armed + IRB) Police Force in States/UTs	87
TABLE 3.1.5	Officers to Field Staff Ratio of Sanctioned & Actual Strength of Police in States & UTs	91
TABLE 3.1.6	Actual Strength of Scheduled Castes Staff in States/UTs	92
TABLE 3.1.7	Actual Strength of Scheduled Tribes Staff in States/UTs	93
TABLE 3.1.8	Actual Strength of Other Backward Classes Staff in States/UTs	94

List of Tables	Page No.
TABLE 3.1.9 Actual Strength of Woman in Civil Police in States/UTs	95
TABLE 3.1.10 (A) Actual Strength of Woman in District Armed Reserve (DAR) Police in States/UTs	97
TABLE 3.1.10 (B) Actual Strength of Woman in Special Armed Police Battalion in States/UTs	99
TABLE 3.1.10 (C) Actual Strength of Woman of Different Ranks in IRB Police in States/UTs	101
TABLE 3.1.10 (D) Actual Strength of Woman of Different Ranks in Commando Battalions in States/UTs	103
TABLE 3.1.10 (E) Number of All-Woman Battalion in Police in States/UTs	105
TABLE 3.2.1 Strength of Woman Police, Reservation of Woman Police, Woman Population Per Woman Police	106
TABLE 3.2.2 Sanctioned (S)/Actual (A) Strength in Various Ranks in Traffic Police in States/UTs	108
TABLE 3.2.3 Actual Strength of Woman Police in Various Ranks in Traffic Police in States/UTs	111
TABLE 3.2.4 Sanctioned (S) & Actual (A) Strength of Special Branch Dealing with Intelligence in States/UTs	113
TABLE 3.2.5 Actual Strength of Woman Police in Special Branch Dealing with Intelligence in States/UTs	116
TABLE 3.2.6 Sanctioned (S) & Actual (A) Strength of Crime Investigation Department (CID/Crime Branch (CB)) in States/UTs	118
TABLE 3.2.7 Actual Strength of Woman Officers in Crime Investigation Department (CID/Crime Branch (CB)) in States/UTs	121
TABLE 3.2.8 Sanctioned (S) & Actual (A) Strength of Various Ranks in Special Operations Group Units Dealing with Insurgents/ Extremists/ Terrorists in States/UTs	123
TABLE 3.2.9 (A) Actual Strength of Woman Police in Various Ranks in Special Operations Group Units Dealing with Insurgents/ Extremists/ Terrorists in States/UTs	126
TABLE 3.2.9 (B) Actual Strength of Anti Corruption Bureau (ACB)/Vigilance Department in States/UTs	128



List of Tables	Page No.
TABLE 3.2.9 (C) Actual Strength of Special Task Force in States/UTs (Dealing with Organized Crime)	130
TABLE 3.2.9 (D) Sanctioned (S) & Actual (A) Strength of Different Ranks in SDRF (Disaster Response) in States/UTs	132
TABLE 3.2.10 Sanctioned (S) and Actual (A) Strength of Gazetted and Non-Gazetted Personnel in Central Armed Police Forces (CAPFs)	135
TABLE 3.2.11 Sanctioned (S) and Actual (A) Strength of Central Armed Police Forces (CAPFs)	136
TABLE 3.3.1 Actual Strength in Various Ranks of Woman in Central Armed Police Forces (CAPFs)	140
TABLE 3.3.2 Actual Strength of Scheduled Castes Staff in CAPFs	143
TABLE 3.3.3 Actual Strength of Scheduled Tribes Staff in CAPFs	144
TABLE 3.3.4 Actual Strength of Other Backward Classes Staff in CAPFs	145
TABLE 3.3.5 Actual Strength of Central Investigation Agencies & Other Central Police Organizations (CPOs)	146
TABLE 3.3.6 Actual Strength of Woman in Central Investigation Agencies & Other Central Police Organizations (CPOs)	148
TABLE 3.3.7 Actual Strength of Scheduled Castes Staff in Central Investigation Agencies & Other Central Police Organizations (CPOs)	150
TABLE 3.3.8 Actual Strength of Scheduled Tribes Staff in Central Investigation Agencies & Other Central Police Organizations (CPOs)	151
TABLE 3.3.9 Actual Strength of Other Backward Classes Staff in Central Investigation Agencies & Other Central Police Organizations (CPOs)	152
TABLE 4.1.1 Total State Budget, Budget for Police, Budget for Police Training, Police Expenditure for the Financial Year 2018 - 2019 (Revised) (Figures in crores of Rupees)	153
TABLE 4.1.2 Total State Budget, Budget for Police, Budget for Police Training, Police Expenditure for the Financial Year 2019 - 2020 (Tentative) (Figures in crores of Rupees)	154

List of Tables		Page No.
TABLE 4.1.3	Increase/Decrease in Total Police Expenditure & Training Expenditure as Compared to Financial Year 2018-19 (Revised) & 2019-20 (Tentative) (Figures in crores of Rupees)	155
TABLE 4.1.4 (A)	Modernisation Grant by Central & State Govt to the Police & Utilization in the financial year 2018-19 (Revised) (Figures in crores of Rupees)	156
TABLE 4.1.4 (B)	Modernisation Grant by Central & State Govt to the Police & Utilization in the financial year 2019-20 (Tentative) (Figures in crores of Rupees)	157
TABLE 4.1.5	Budget & Expenditure of CAPFs for the Financial Year 2018-19 (Revised) & 2019-20 (Tentative) (Figures in crores of Rupees)	158
TABLE 5.1.1	Number of Police Zones, Ranges, Districts, Sub-Divisions, Circles and Sanctioned Police Stations	159
TABLE 5.1.2	Number of Sanctioned (S) and Actual (A) Police Stations (Rural, Urban & Special Purpose Police Stations) in States/UTs	160
TABLE 5.1.3	Number of Sanctioned (S) and Actual (A) Police Outposts (Rural, Urban & Railway) in States/UTs	161
TABLE 5.1.4	Actual Number of Special Purpose Police Stations in States/UTs	162
TABLE 5.1.5	Police Commissionerate System in India	165
TABLE 5.1.5 (A)	Sanctioned Strength of Civil Police in Metro Cities having Police Commissionerate System	166
TABLE 5.1.5 (B)	Sanctioned Strength of District Armed Reserve (DAR) Police in Metro Cities having Police Commissionerate System	168
TABLE 5.1.5 (C)	Sanctioned Strength of Special Armed Police in Metro Cities having Police Commissionerate System	170
TABLE 5.1.6	Vehicles available with States/UTs Police	172
TABLE 5.1.6(A)	Number of Special Vehicles available with States/UTs	174
TABLE 5.1.7	Transport Resources Per 100 Police Personnel	176
TABLE 5.1.8	Actual Strength of Vehicles available with CAPFs	177
TABLE 5.1.8(A)	Number of Special Purpose Vehicles available with CAPFs	178



List of Tables	Page No.
TABLE 5.1.9 Number of Police Stations Having/Not Having Vehicles, Telephones & Wireless/Mobiles in State/UT	180
TABLE 5.1.10 Family Quarters available for Officers of the rank of Dy. SP & Above, ASIs to Inspectors, Constables & Head Constables in State/UT	181
TABLE 5.2.1 Family Quarters available for Officers of the rank of Asstt. Commandant and Above, ASIs to Subedar Major, Constable & Head Constable in CAPFs	182
TABLE 5.2.1(A) Expenditure on CAPFs Housing Corporation in Financial Year 2018 - 2019 (Revised) (Rs. in crores)	183
TABLE 5.2.1(B) Expenditure on CAPFs Housing Corporation in Financial Year 2019 - 2020 (Tentative) (Rs. in crores)	184
TABLE 5.2.2 (A) Expenditure by Police Housing Corporations in Financial Year 2018-19 (Revised) (Rs. in crores)	185
TABLE 5.2.2 (B) Expenditure by Police Housing Corporations in Financial Year 2019-20 (Tentative) (Rs. in crores)	186
TABLE 5.2.3 Police Offices Operated from Government/Hired Buildings	187
TABLE 6.1.1 Number of Forensic Science Laboratories/Mobile Forensic Science Vans available with States/UTs	189
TABLE 6.1.2 Number of Servers, Computers, Laptops available with States/UTs Police	190
TABLE 6.1.3 Number of CCTV Cameras, Speedometers & Breath Analyzers available with States/UTs Police	191
TABLE 6.1.4 Number of Animals in the States/UTs Police	192
TABLE 6.1.5 Number of Animals in the CAPFs	193
TABLE 6.1.6 Number of Persons, who were provided Police Protection for more than Six Months and Total Number of Police Personnel Sanctioned and Deployed thereon in Calendar Year 2018 & 2019	194
TABLE 6.1.7 Number of Companies of Central Armed Police Forces (BSF, CRPF, CISF, ITBP, etc.) Deployed in the States/UTs for over Six Months during Calendar Year 2019	195

List of Tables	Page No.
TABLE 6.1.8 Number of Police Personnel Directly Recruited/Inducted in States/UTs during the Calendar Year 2019	196
TABLE 6.1.9 Number of Police Personnel Directly Recruited/Inducted in CAPFs during the Calendar Year 2019	199
TABLE 6.1.10 Number of Newly Recruited Police Personnel Trained in States/UTs during the Calendar Year 2019 (Tentative)	201
TABLE 6.2.1 Number of Directly Recruited/Inducted CAPFs Personnel Trained during the Calendar Year 2019 (Tentative)	204
TABLE 6.2.2 Statistics Regarding IPS Officers (Tentative)	206
TABLE 6.2.3 Number of Departmental Proceedings for Major Penalty pending & disposed of in States/UTs during the Calendar Year 2019	207
TABLE 6.2.4 Number of Departmental Proceedings for Major Penalty pending & disposed of in CAPFs during the Calendar Year 2019	208
TABLE 6.2.5 Details of Police Medals for Gallantry awarded to Police Personnel of States/UTs/CAPFs/CPOs, etc., during the Calendar Year 2019	209
TABLE 6.2.6 Number of Field Officers transferred within One & Two Years in the Calendar Year 2019	210
Appendix 1 State/UT wise Training Institutes in India	212
Appendix 2 CAPF wise Training Institutes in India	224
Appendix 3 State/UT wise Pay Scales from the rank of Constable to Dy. Superintendent of Police	228
Appendix 4 CAPF wise Pay Scales from the rank of Constable to Asstt. Commandant of Police	230
Appendix 5 State/UT Wise Terrorism/Extremism Affected Police Districts during the Calendar Year 2019	231
Appendix 6 Central Investigation Agencies & Other Central Police Organizations (CPOs) wise Training Institutes in India	232
Appendix 7 Central Investigation Agencies & Other Central Police Organizations (CPOs) wise Pay Scales from the rank of Constable to Dy. Superintendent of Police	234



List of Tables	Page No.
Appendix 8	Number of Cyber Cells in State/UT 235
Appendix 9	Anti Sabotage Team (AST) / Check Team / Bomb Detection And Bomb Disposal Squad in State/UT 236
Appendix 10	Number and Name of Police Apps for Citizens in State/UT 237
Appendix 11	State/UT Wise Police Universities in India 240
Appendix 12	Police Helpline Numbers in State/UT 241
Appendix 13	Police Bands in State/UT 246
Appendix 14	Number of Student Police Cadets (SPC) Project Schools & Student Police Cadets (SPC) in State/UT 247
Appendix 15	Anti Sabotage Teams (AST) / Check Teams / Bomb Detection And Bomb Disposal Squads in CAPF 248
Appendix 16	Number of Animals in the Central Investigation Agencies & Other Central Police Organizations (CPOs) 249
Appendix 17	Budget & Expenditure of Central Investigation Agencies & Other Central Police Organizations (CPOs) (Figures in crores of Rupees) 250
Appendix 18	Actual Strength of Vehicles Available with Central Investigation Agencies & Other Central Police Organizations (CPOs) 251
Appendix 19	Family Quarters Available with Central Investigation Agencies & Other Central Police Organizations (CPOs) 252
Appendix 20	Expenditure on Housing of CPOs in the Financial Year 2018-2019 (Revised) (Rs. in crores) 253
Appendix 21	Expenditure on Housing of CPOs in the Financial Year 2019-2020 (Tentative) (Rs. in crores) 254

GLOSSARY

Sl.No.	ABBREVIATION	FULL FORM
1	A	ACTUAL
2	ADDL. DGP	ADDITIONAL DIRECTOR GENERAL OF POLICE
3	A & N ISLANDS	ANDAMAN & NICOBAR ISLANDS
4	APP	AREA PER POLICE PERSON
5	AIGP	ASSISTANT INSPECTOR GENERAL OF POLICE
6	ASI	ASSISTANT SUB INSPECTOR
7	BSF	BORDER SECURITY FORCE
8	BPR&D	BUREAU OF POLICE RESEARCH & DEVELOPMENT
9	CAPF	CENTRAL ARMED POLICE FORCE
10	CBI	CENTRAL BUREAU OF INVESTIGATION
11	CISF	CENTRAL INDUSTRIAL SECURITY FORCE
12	CRPF	CENTRAL RESERVE POLICE FORCE
13	D&N HAVELI	DADRA & NAGAR HAVELI
14	DCPW	DIRECTORATE OF COORDINATION POLICE WIRELESS
15	DIG	DEPUTY INSPECTOR GENERAL OF POLICE
16	DoPO	DATA ON POLICE ORGANISATIONS
17	Dy SP	DEPUTY SUPERINTENDENT OF POLICE
18	DGP	DIRECTOR GENERAL OF POLICE
19	DAR	DISTRICT ARMED RESERVE
20	GO	GAZETTED OFFICER
21	HC	HEAD CONSTABLE
22	ITBP	INDO-TIBETAN BORDER POLICE
23	IGP	INSPECTOR GENERAL OF POLICE
24	MLA	MEMBER OF LEGISLATIVE ASSEMBLY



SI.No.	ABBREVIATION	FULL FORM
25	MP	MEMBER OF PARLIAMENT
26	MHA	MINISTRY OF HOME AFFAIRS
27	NCRB	NATIONAL CRIME RECORDS BUREAU
28	NDRF	NATIONAL DISASTER RESPONSE FORCE
29	NIA	NATIONAL INVESTIGATION AGENCY
30	NSG	NATIONAL SECURITY GUARDS
31	NA	NOT AVAILABLE
32	NP	NOT PROVIDED
33	OBC	OTHER BACKWARD CLASS
34	PAR	POLICE AREA RATIO
35	PMG	POLICE MEDAL FOR GALLANTRY
36	PPMG	PRESIDENT'S POLICE MEDAL FOR GALLANTRY
37	PPR	POLICE POPULATION RATIO
38	PPP	POPULATION PER PERSON
39	RPF	RAILWAY PROTECTION FORCE
40	RGI	REGISTRAR GENERAL OF INDIA
41	S	SANCTIONED
42	SSB	SASHASTRA SEEMA BAL
43	SC	SCHEDULED CASTE
44	ST	SCHEDULED TRIBE
45	SSP	SENIOR SUPERINTENDENT OF POLICE
46	SI	SUB INSPECTOR
47	SP	SUPERINTENDENT OF POLICE
48	TPP	TRANSPORT PER POLICE PERSONNEL
49	UT	UNION TERRITORY
50	V	VACANCY
51	WPWP	WOMAN POPULATION PER WOMAN POLICE

CHAPTER 1

INTRODUCTION

SECTION I : DATA COLLECTION TECHNIQUE

- Purpose of the Publication
- User Guide to Indian Police Statistics
 - Statistics Covered
- Data source and quality
 - Data Collection Tool
 - Analytical Techniques
 - Data Collection Procedure
- Data Limitations and Implications
 - Conventions used

This section provides information regarding the purpose of publication, user guide to Indian Police Statistics, data source and quality, statistical tools, procedure of data collection, limitations and implications.

PURPOSE OF PUBLICATION:

The BPR&D has been publishing the “Data on Police Organizations” in India, since 1986, annually. From time to time, some of the important features like woman police, police expenditure, constabulary ratio, transport facilities, communication facilities, representation of SCs/STs and police training centers were added.

In this publication, dimensions like infrastructure of CAPFs (vehicle availability, family quarters, training institutions, tracker and sniffer dogs and pay scales), Gender- wise data on Police Forces, District Armed Reserve Police, Senior Supervisory Officers, Immediate Supervisory Officers and Field Staff Ratio, Data of Woman Police, Sanctioned and Actual Strength of SCs/STs and OBCs have been added.



This issue of, “Data on Police Organizations” in India, as on 01.01.2020, will be more useful for the users, especially for the policy makers, police officers, researchers, academicians, police administrators and other stakeholders, as it is coming out timely.

DATA COLLECTION PROCEDURE:-

“Data on Police Organizations” in India (DoPO), has been prepared on the basis of the data provided by the States/UTs, CAPFs and other Central Police Organizations. Further, data have also been obtained from the Registrar General of India (RGI) and the Survey of India (SOI).

STATISTICAL TOOLS:-

Statistical methods involved in carrying out the study include-planning, designing, collection of data, analyzing, drawing meaningful interpretation and reporting of the findings.

PRESENTATION OF DATA:-

Data are collected in a raw format. However, in this format, there are inherent difficulties in its understanding. Therefore, data have been summarized, processed, analyzed, and presented in charts and tables to make it more meaningful.

Graph is a very effective visual tool, as it displays data at a glance, facilitates comparison, reveals trends and relationships within the data, such as changes over time, frequency distribution and correlation, etc. Bar graphs, Pie charts and other statistical tools have been used.

DATA LIMITATIONS:-

DoPO has been prepared on the basis of data provided by the States/UTs/CAPFs and other Police Organizations.

Police structure in different States/UTs, CAPFs and CPOs is not uniform. In a few cases, States/UTs have not provided complete data, consequently, it has been mentioned as ‘Not Available (NA)/Not Provided (NP)’ in the relevant Tables and, at places, wherever relevant, data of the previous year has been incorporated for the sake of comparison.



SECTION II : INDIAN DEMOGRAPHY

- Male & Female Population
- Geographical Area

This section depicts the information/data of States/UTs in respect of demography, containing male-female population and geographical area of the country.

MALE & FEMALE POPULATION

Demography is the statistical study of populations, especially human beings. At a glance, it analyzes living population, i.e., changes over time and space in response to birth, migration, aging, death, etc.

Its analysis covers complete society or groups defined by criteria such as education, nationality, religion and ethnicity, etc. Demographic studies also analyze the relationships between economic, social, cultural and biological processes influencing the population.

The total population of India, as on 01.10.2019, as provided by the Registrar General of India and the Census Commissioner of India is 134.3 crore, approx., comprising 69.1 crore males and 65.2 crore females.

Among the States, Uttar Pradesh, with a population of more than 22.67 crore, holds the distinction of being the most populous state in the country, followed by Maharashtra, with a population of 12.28 crore.

Among the Union Territories, Delhi, with a population of more than 2.00 crore, holds the distinction of being the most populous UT in the country, followed by J&K, with a population of 1.33 crore.

GEOGRAPHICAL AREA

The total geographical area of the country is 32,87,162 Sq. Kms, approximately. The largest state in India, in terms of geographical area, is Rajasthan, with an area of 3,42,111 Sq. Km. and the smallest is the UT of Lakshadweep, with an area of 30 Sq. Km.



CHAPTER 2

BASIC POLICE STATISTICS

- Police – Population Ratio (PPR) (Per Lakh of Population)
- Police – Area Ratio (PAR) (Per 100 Sq. Km. of Area)
- Population Per Police Person (PPP)
- Area Per Police Person (APP) (in Sq. Km.)
- Transport Per 100 Police Personnel (TPP)

The basic police data is compilation of information on sanctioned/actual strength of Civil, District Armed Reserve Police & State Special Armed Police, Population Per Police Person (PPP), i.e., Police - Population Ratio (PPR), Area Per Police Person (APP), number of Police Zones, Ranges, Districts, Circles, Police Stations, Police Posts and number of Special Armed Police Battalions in the country.

An analysis of the national data on police over the period of last five years is given at Table 2.1.1. It also gives the percentage of changes with reference to the preceding years from 2014 to 2019.

POLICE – POPULATION RATIO (PPR) (PER LAKH OF POPULATION)

Police per lakh of Population Ratio (PPR) against the total sanctioned Police strength (Civil + DAR + Special Armed + IRB) during the year 2019 is 195.39 as compared to 198.65 in the previous year. The highest ratio is 1,253.27 in A&N Islands. Details are given at Table No. 2.1.3.

POLICE – AREA RATIO (PAR) (PER 100 SQ. KM. OF AREA)

Police per 100 Sq. Km. of Area Ratio (PAR) against the total sanctioned Police strength (Civil + DAR + Special Armed + IRB) during the year 2019 is 79.80 as compared to 78.95 in the previous year. The highest ratio is 7,808.77 in Chandigarh. Details are given at Table No. 2.1.3.



POPULATION PER POLICE PERSON (PPP)

Population Per Police Person against the total sanctioned Police strength (Civil + DAR + Special Armed+ IRB) during the year 2019 is 511.81 as compared to 503.40 in the previous year. The highest ratio is 867.57 in Bihar. Details are given at Table No. 2.1.2.

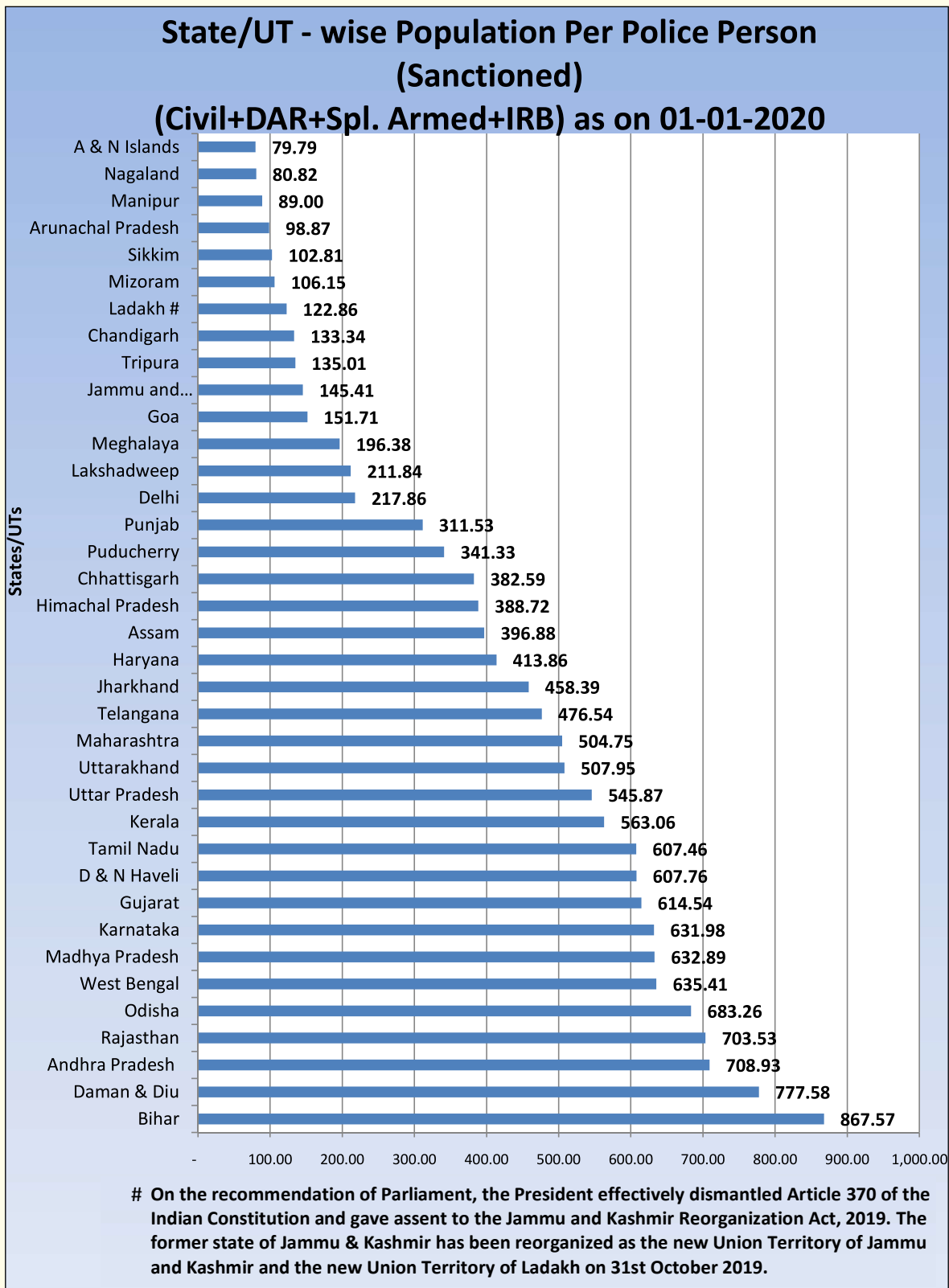
AREA PER POLICE PERSON (APP) (IN SQ. KM)

Area Per Police Person (in Sq. Km) against the total sanctioned Police strength (Civil + DAR + Special Armed+ IRB) during the year 2019 is 1.25, as compared to 1.27 in the previous year. The highest ratio is 70.48 in Ladakh. Details are given at Table No. 2.1.2.

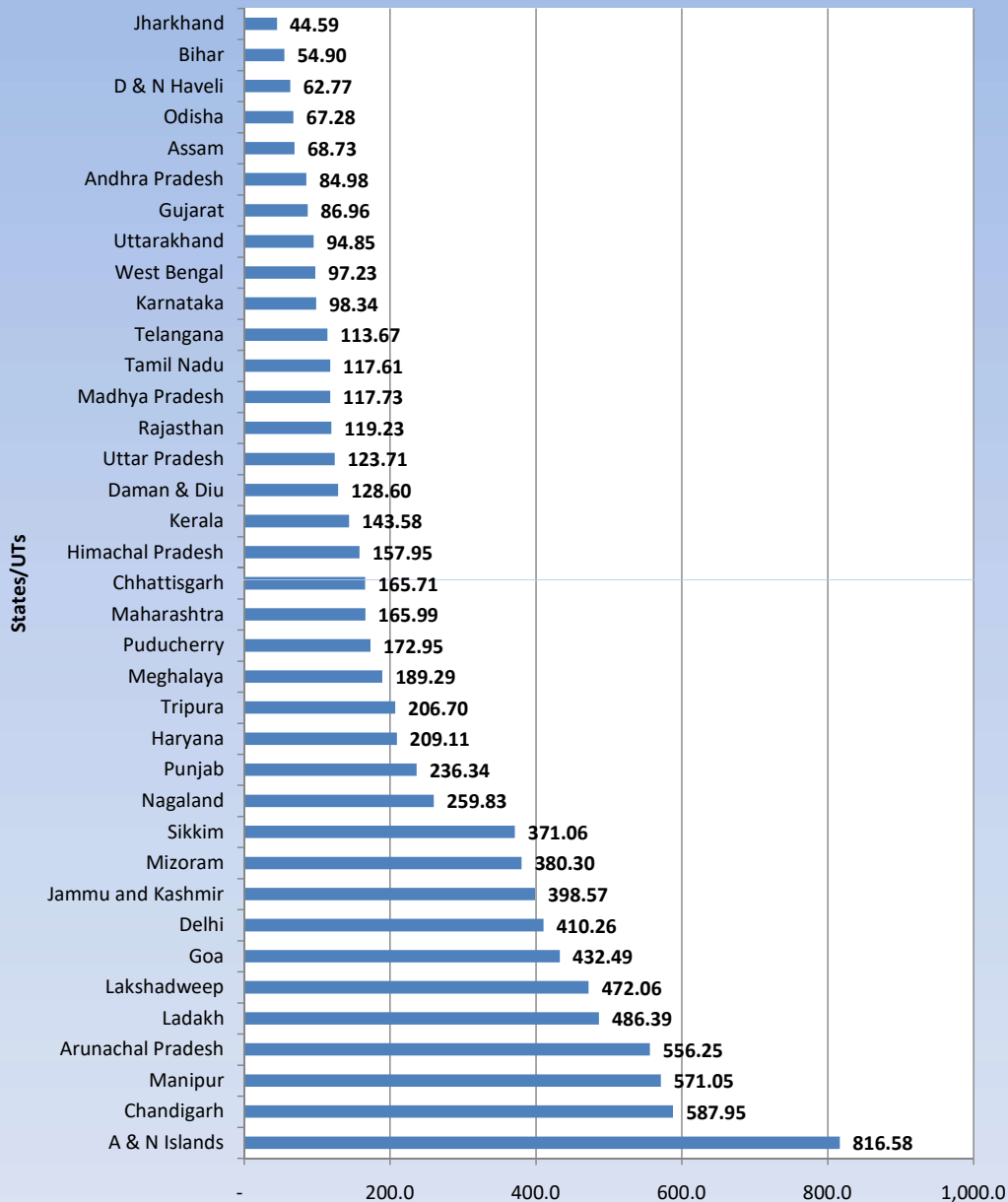
TRANSPORT PER 100 POLICE PERSONNEL (TPP)

Transport per 100 Police Personnel against the total sanctioned Police strength (Civil+ DAR+ Special Armed+ IRB) during the year 2019 is 7.74 as compared to 7.89 in previous year. The highest ratio is 42.68 in Lakshadweep. However, actual availability during the year 2019 is 9.70. Details are given at Table No. 2.1.2.

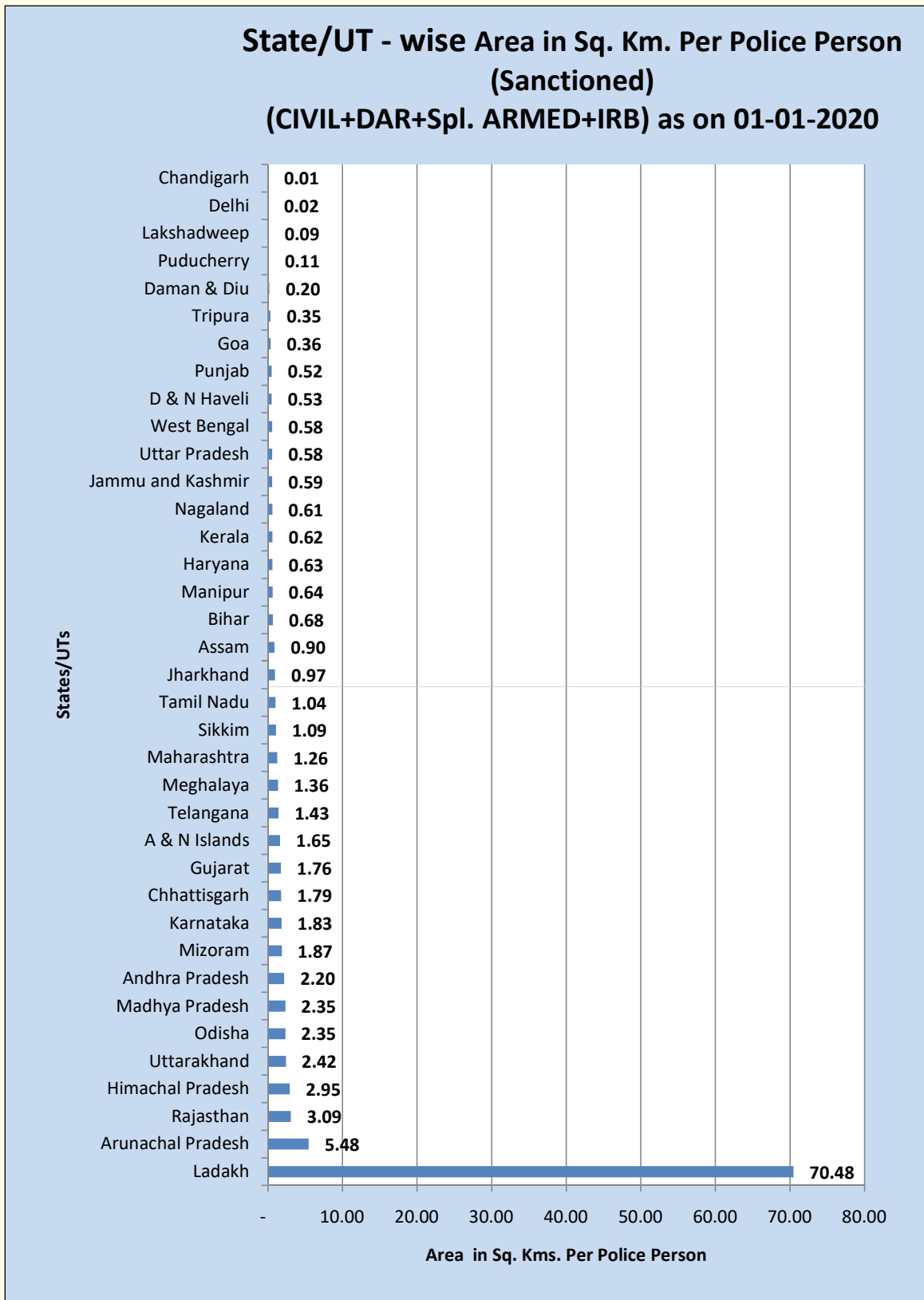
State/UT-wise Population Per Police Person (PPP), State/UT-wise Area in Sq. Km. Per Police Person (APR) & State/UT-wise Transport Resources Per 100 Police Personnel (TPP) are shown at the end of this section.

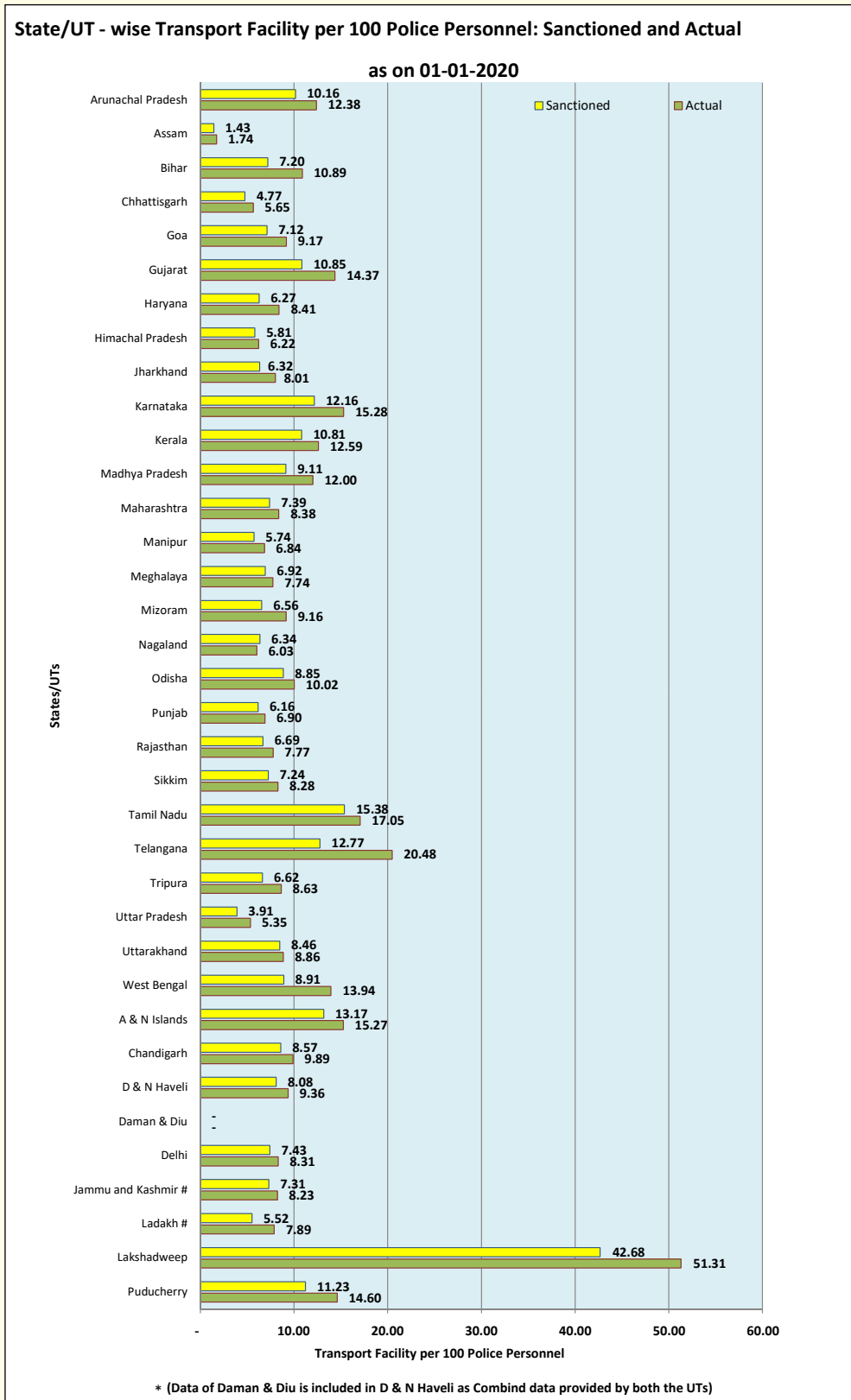


State/UT wise Total Police Per Lakh of Population (Sanctioned) (Civil + DAR + Spl. Armed + IRB) as on 01-01-2020



On the recommendation of Parliament, the President effectively dismantled Article 370 of the Indian Constitution and gave assent to the Jammu and Kashmir Reorganization Act, 2019. The former state of Jammu & Kashmir has been reorganized as the new Union Territory of Jammu and Kashmir and the new Union Territory of Ladakh on 31st October 2019.







CHAPTER 3

INDIAN POLICE: HUMAN RESOURCES

SECTION I : STRENGTH OF POLICE

- Sanctioned and Actual Police Strength (Civil+ DAR + Special Armed+ IRB)
- Officers to Field Staff Ratio
- State/UT wise Vacancy in Police Forces
- Sanctioned & Actual Strength of Traffic Police
- Sanctioned & Actual Strength of Special Branch
- Sanctioned & Actual Strength of CID/Crime Branch
- Sanctioned & Actual Strength of Special Police Units
- Sanctioned & Actual Strength of Central Armed Police Forces (CAPFs)

This section provides information on sanctioned and actual strength of Civil Police, District Armed Reserve Police, State Special Armed Police and the total strength of Police. Rank-wise sanctioned and actual strength of Police Forces of States/UTs and CAPFs have been provided. Officers to Field Staff Ratio (Teeth to Tail Ratio) has been computed for sanctioned and actual police strength of States/UTs. Efforts have been made to provide rank-wise sanctioned and actual strength of Traffic Police, Special Branch, CID/Crime Branch and Special Police Units.

SANCTIONED STRENGTH

Data on the sanctioned strength of State Police Forces indicate that out of 26.23 lakh of the total police force in the country, 16.70 lakh are Civil Police, 2.82 lakh are District Armed Reserve Police and the remaining 5.08+1.63(IRBn) lakh, are State Special Armed Police. The total sanctioned strength is the highest in Uttar Pradesh (4.15 lakh), followed by Maharashtra (2.43 lakh).



The sanctioned strength of Civil Police is the highest in Uttar Pradesh (2.80 lakh), followed by Maharashtra (2.04 lakh).

The sanctioned strength of the District Armed Reserve Police is the highest in Bihar (51,166), followed by Jharkhand (43,698).

The sanctioned strength of the State Special Armed Police is the highest in Uttar Pradesh (1,34,036), followed by Assam (43,073). Details are given at Table No. 3.1.1.

ACTUAL STRENGTH

Data on the actual strength of State Police Forces indicates that out of 20.91 lakh of the total police forces in the country, 13.34 lakh are Civil Police, 2.25 lakh District Armed Police and the remaining 3.99+1.34(IRBn) lakh are the State Special Armed Police. The actual strength is the highest in Uttar Pradesh (3.03 lakh), followed by Maharashtra (2.15 lakh).

The actual strength of the Civil Police is the highest in Uttar Pradesh (2.07 lakh), followed by Maharashtra (1.79 lakh).

The actual strength of the District Armed Reserve Police is the highest in Bihar (44,341), followed by Jharkhand (33,966).

The actual strength of the State Special Armed Police is the highest in Uttar Pradesh (96,160), followed by Assam (36,546). Details are given at Table No. 3.1.1.

VACANCY POSITION IN POLICE FORCE

There is a vacancy of (1,09,525+29,371 IRBn) Police personnel in the State Special Armed Police forces, against (5,08,289+163,269 IRBn) sanctioned posts, 56,797 vacancies in the District Armed Reserve Police force, against 2,81,760 sanctioned posts and 3,36,044 vacancies in the Civil Police as against 16,69,907 sanctioned posts. The overall vacancy comes to 5,31,737 against the total sanctioned strength (Civil, DAR, Special Armed and IRBn) of 26,23,225 at the national level. Details are given at Table No. 3.1.1.

STRENGTH OF TRAFFIC POLICE

There are 71,934 police personnel actually deployed on traffic duties against the sanctioned strength of 99,417. The highest number is 9,623 in Maharashtra. Details are given at Table No. 3.2.2.



STRENGTH OF SPECIAL BRANCH DEALING WITH INTELLIGENCE

There are 33,729 Police personnel actually deployed in the Special Branch against the sanctioned strength of 46,020. The highest number is 4,053 in Punjab. Details are given at Table No. 3.2.4.

STRENGTH OF CID/CRIME BRANCH

17,436 Police personnel are actually deployed in CID/Crime Branch against the sanctioned strength of 23,823. The highest number deployed is 2,193 in Tamil Nadu. Details are given at Table No. 3.2.6.

STRENGTH OF SPECIAL POLICE UNITS

There are 29,810 Police personnel actually deployed in Special Police Units against the sanctioned strength of 37,036. The highest number is 9,130 in Maharashtra. Details are given at Table No. 3.2.8.

STRENGTH OF CENTRAL ARMED POLICE FORCES (CAPFs)

The CRPF assists the State governments in maintenance of Law and Order and performs various internal security duties. BSF, ITBP, Assam rifles and SSB are border guarding forces, but they also provide need based assistance to the civil administration for maintenance of law and order and internal security.

The total sanctioned strength of CAPFs is 11,09,511, out of which 19,840 are Gazetted, and 10,89,671 are Non-Gazetted ranks. However, the total actual strength is 9,82,391, out of which 16,825 are Gazetted and 9,65,566 are Non-Gazetted officers. Details are given at Table No. 3.2.10.

The highest actual strength is 2,99,410 in the Central Reserve Police Force (CRPF) against their sanctioned strength of 3,24,340 as shown in the chart at the end of this section.

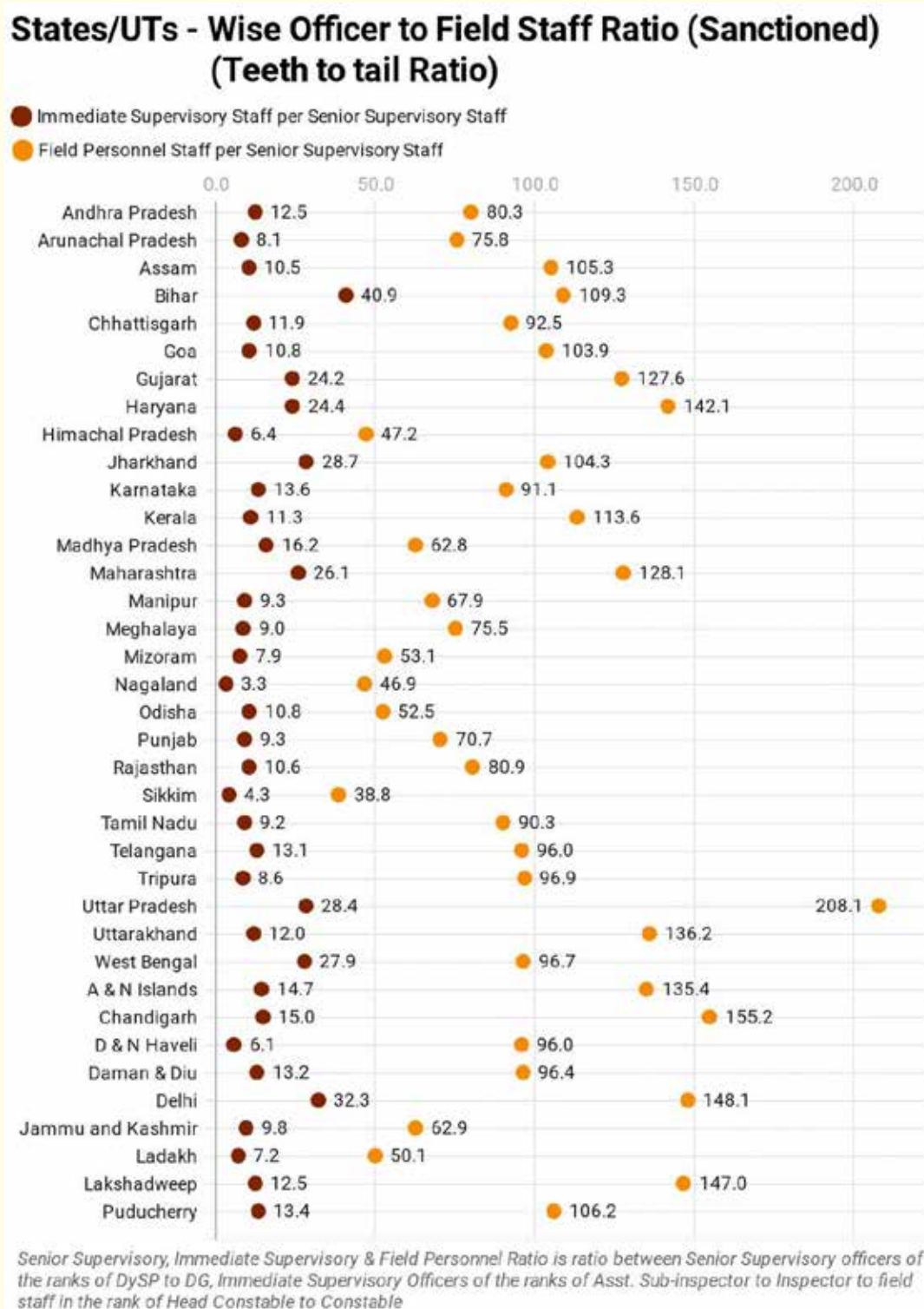
RANK WISE - SANCTIONED STRENGTH & OFFICERS TO FIELD STAFF RATIO

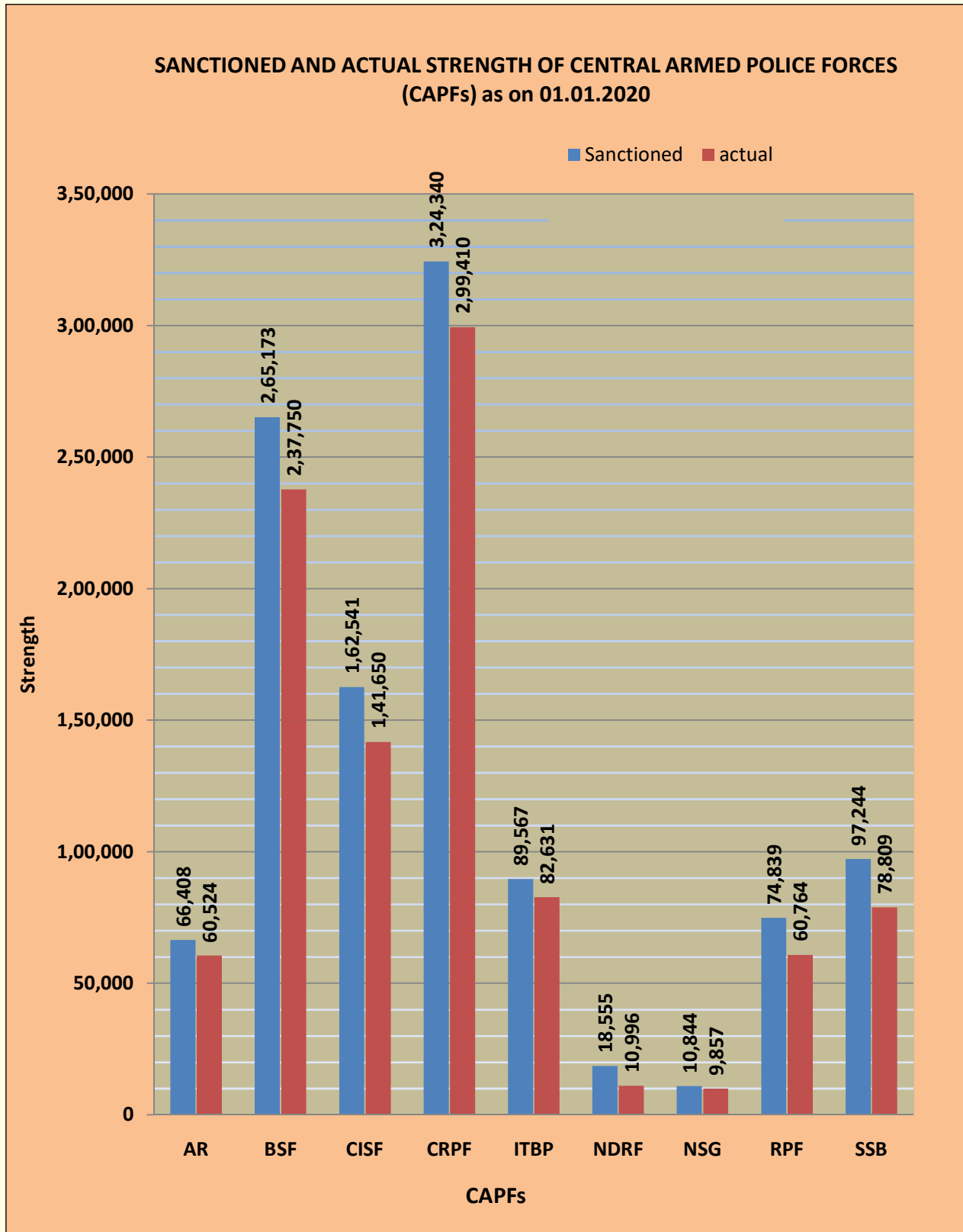
It is popularly known as the teeth to tail ratio. It is an important indicator of the relative strength of police personnel in different ranks. It also helps Police organizations in preparing management plan of the Police forces, generally, comparing Senior Supervisory Officers

(DySP to DG) and Immediate Supervisory Officers (Inspector to ASI) with field personnel (Head Constable and Constable).



The teeth to tail ratio for sanctioned strength of total police forces is 1:17:99 (approx.). Details are given at Table No. 3.1.5 as also shown in the chart below.







SECTION II : SCs/STs & OBCs IN STATE/UT POLICE

- SCs/STs & OBCs in Police Forces
- Percentage of SCs/STs & OBCs in Police Forces
- Reservation of SCs/STs & OBCs approved by State Government in Police Force
- Reservation of SCs/STs & OBCs approved by Central Government in CAPFs

This section provides State/UT-wise information about reservations in respect of Scheduled Castes (SCs), Scheduled Tribes (STs) and Other Backward Classes (OBCs) in the police. The Percentage of reservation for Scheduled Castes, Scheduled Tribes and Other Backward Classes is different in different States/UTs.

STRENGTH & RESERVATION OF SCHEDULED CASTES (SCs), SCHEDULED TRIBES (STs) & OTHER BACKWARD CLASSES (OBCs):

The total actual strength of Police Personnel belonging to Scheduled Castes stands at 3,01,648 (from Constable to Dy.SP) in the States/UTs. Details are given at Table No. 3.1.6.

The total actual strength of Police Personnel belonging to Scheduled Tribes stands at 2,42,343 (from Constable to Dy.SP) in the States/UTs. Details are given at Table No. 3.1.7.

The total actual strength of Police Personnel belonging to Other Backward Classes stands at 5,19,622 (from Constable to Dy.SP) in the States/UTs. Details are given at Table No. 3.1.8.

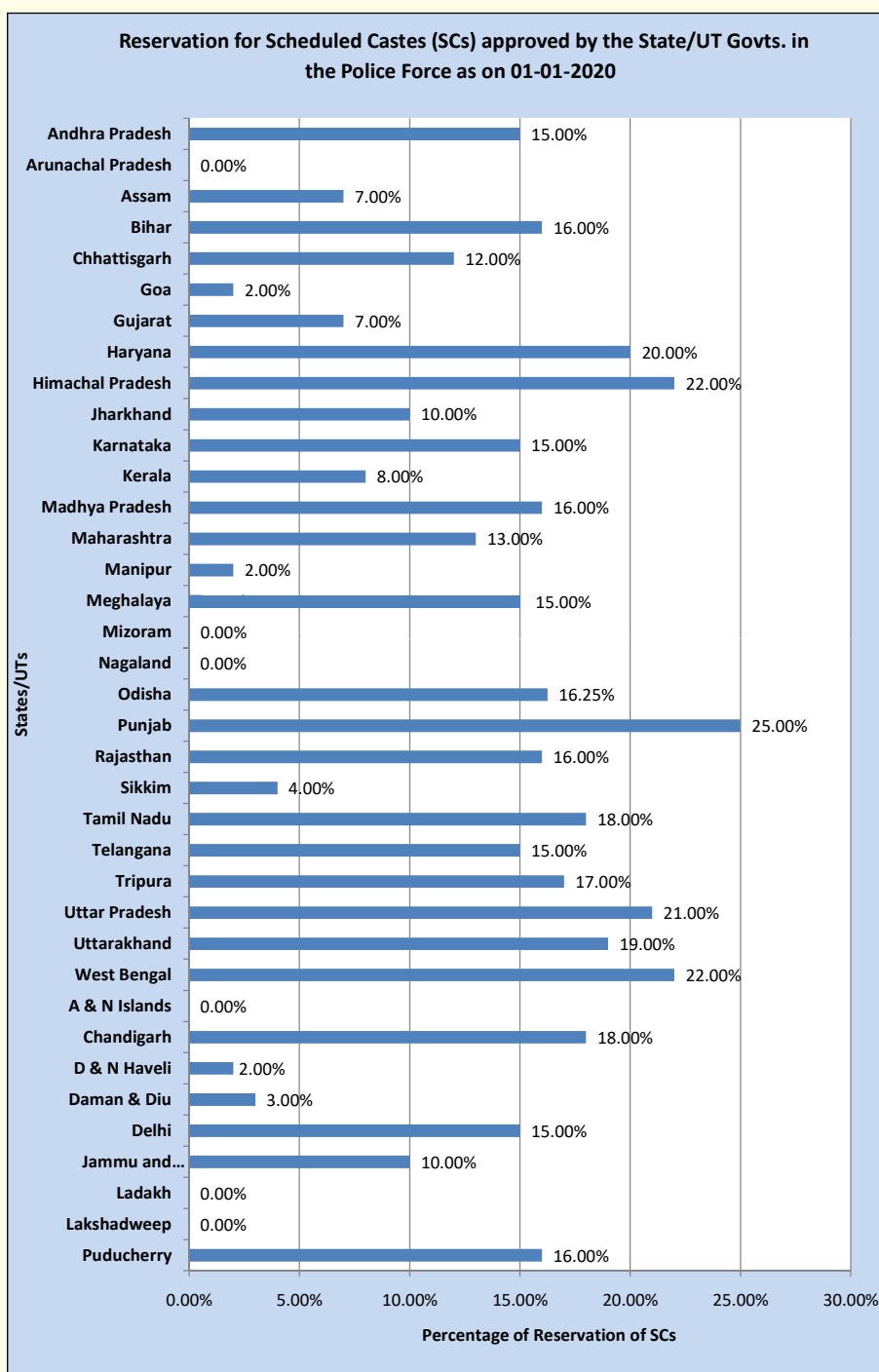
RESERVATION APPROVED BY STATE GOVERNMENT FOR SCHEDULED CASTES (SCS), SCHEDULED TRIBES (STs) & OTHER BACKWARD CLASSES (OBCS):

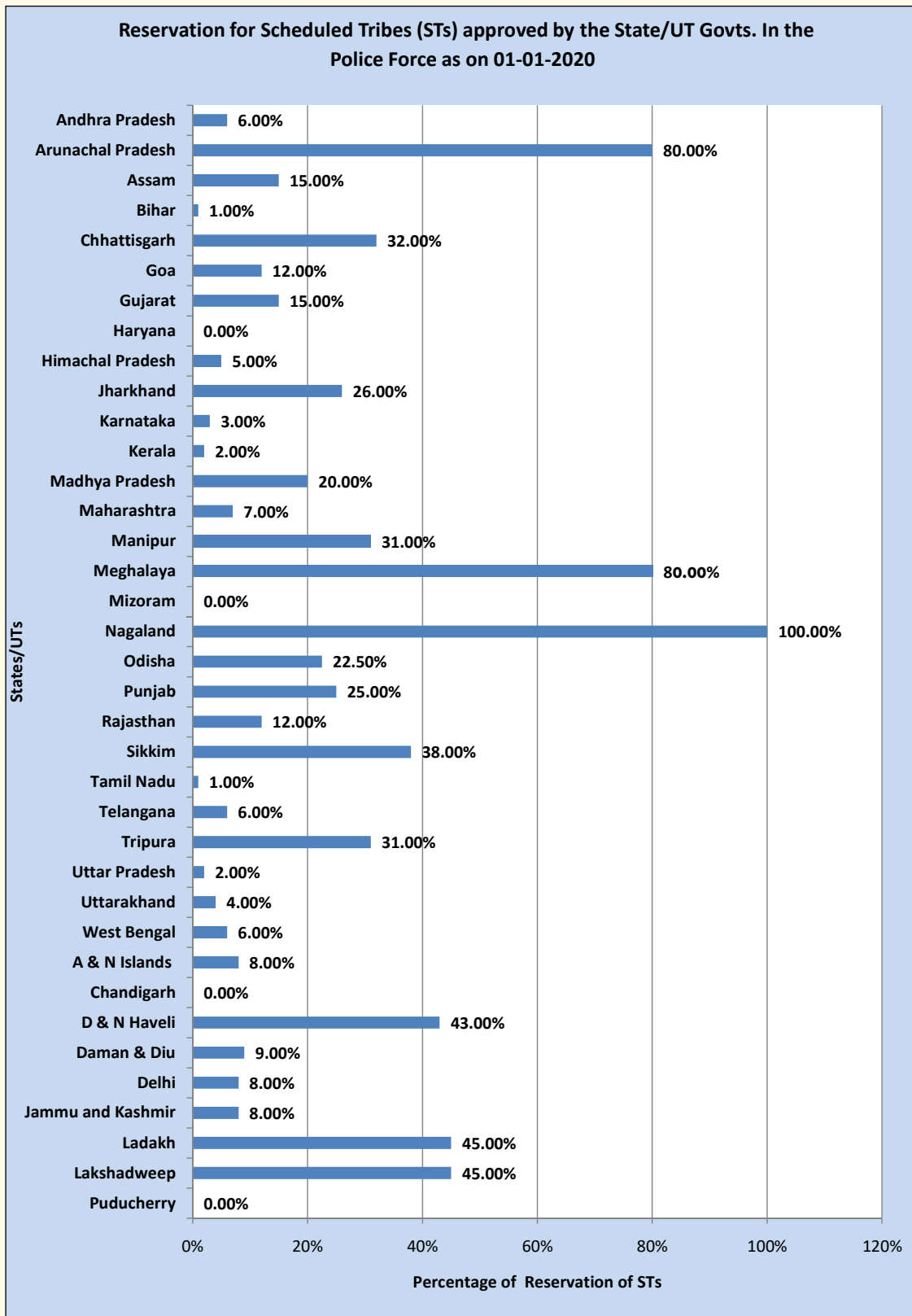
The highest reservation for Scheduled Castes is 25% in Punjab, followed by 22% each in Himachal Pradesh and West Bengal. The last column of the Table No. 3.1.6 indicates reservation for Scheduled Castes in different States/UTs.

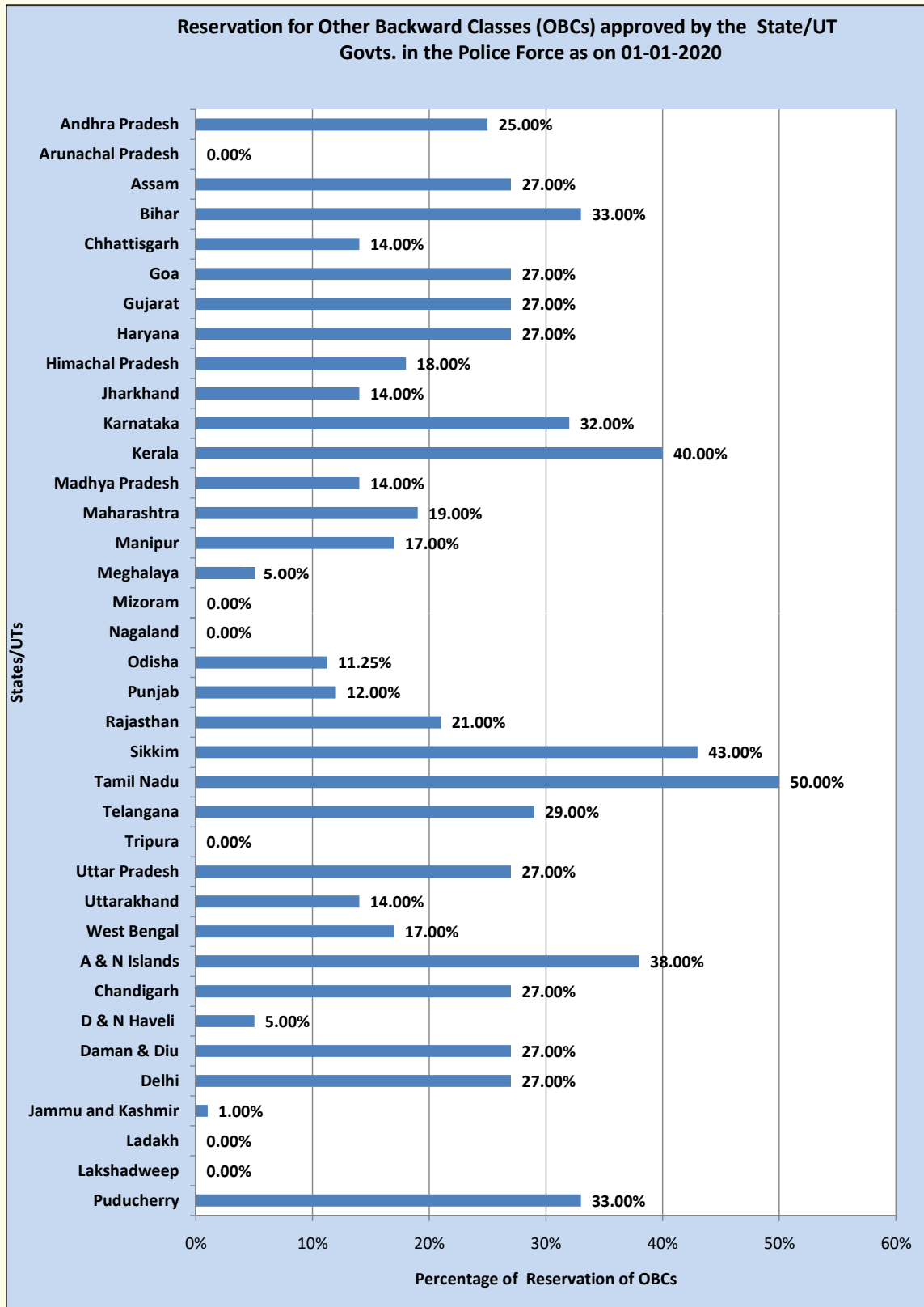
The highest reservation for Scheduled Tribes is in 100% in Nagaland, followed by 80% in Meghalaya. The last column of the concerned Table No. 3.1.7 indicates reservation for Scheduled Tribes in different States/UTs.

The highest reservation for OBCs is 50% in Tamil Nadu, followed by 43% in Sikkim. The last column of the Table No. 3.1.8 indicates reservation for OBCs in different States/UTs.

Reservation approved by State governments in the Police Force for Scheduled Castes (SCs), Scheduled Tribes (STs) & Other Backward Classes (OBCs) is shown in the charts below-









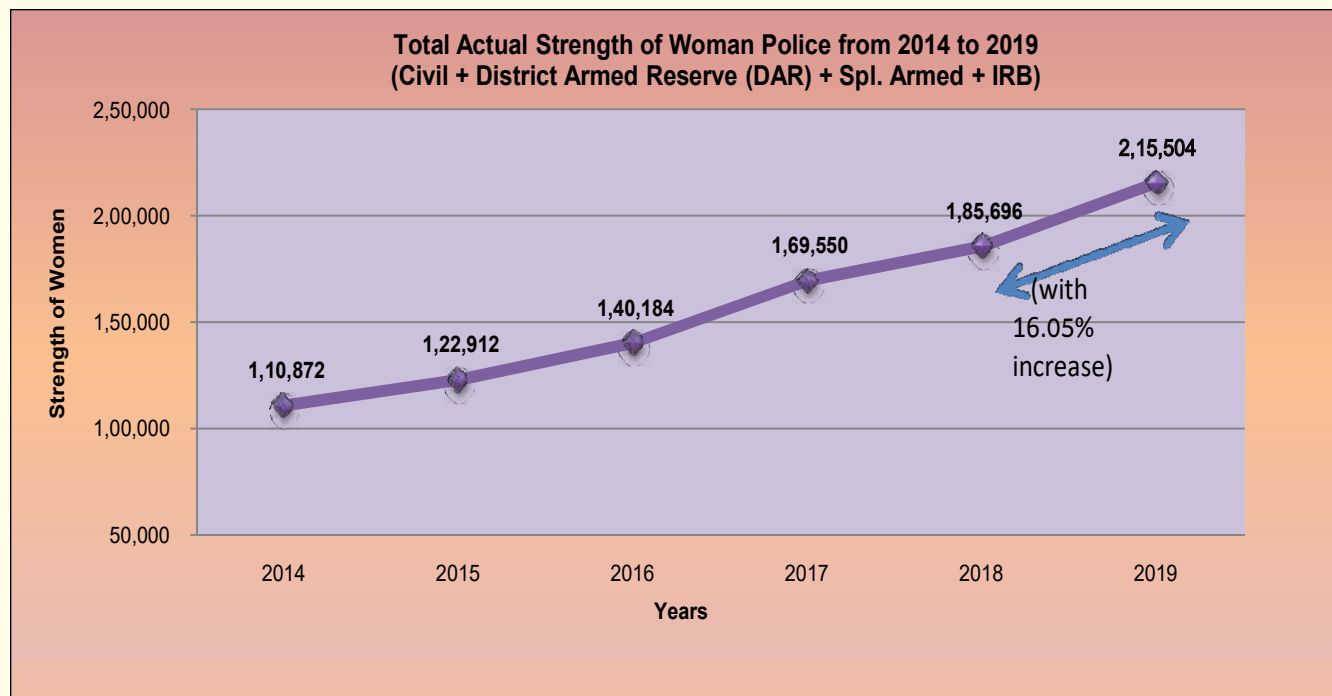
SECTION III : WOMEN IN POLICE

- Actual Strength of Woman Police Personnel (Civil+DAR+Special Armed+IRB) & percentage of Reservation by State Govts.
- Actual Strength of Woman Police in Central Armed Police Forces (CAPFs) and percentage of Reservation for Women in CAPFs
- Percentage of Women in Police
- Actual Strength of Women in Traffic Police
- Actual Strength of Women in Special Branch
- Actual Strength of Women in CID/Crime Branch
- Actual Strength of Women in Special Police Units

Availability of adequate number of women in police is essential for reducing the vulnerability of women against crimes. The existing Woman Police Population Ratio is still very low. Poor representation of women in police is posing serious challenges in dealing with crimes against women and woman criminals. Therefore, it is essential that woman Police personnel are visible at the cutting edge level.

STRENGTH OF WOMAN POLICE

The total strength of Women in police from 2014 to 2019 has shown an increasing trend, which is self-explanatory from the following graph.



At present, the actual strength of total woman police (Civil+ DAR+ Special Armed+ IRB) is 2,15,504 as on 01.01.2020 in the country, showing an increase of 16.05%, over the strength of 1,85,696 in 2018. At State/UT level, the maximum i.e 29,112 woman police personnel are working in Uttar Pradesh. Details are given at Table No. 3.2.1

Rank-wise data on the Actual Strength of Woman Police in the Central Armed Police Forces (CAPFs) has also been compiled and tabulated. Out of the total number of 29,249 Woman Police Personnel, the highest number is 8,631 in the Central Industrial Security Force (CISF). Details are given at Table No.3.3.1.

The percentage of reservation for women approved by the Central Government in the CAPFs, as on 01.01.2020, is shown in the last column of Table No. 3.3.1.

The percentage of Woman Police is 10.30% of the Actual Strength of the total Police force in the country. Details are given at Table No. 3.2.1.

At the national level, the Actual Strength of Woman Police in other departments like Traffic Police is 5,979, Special Branch dealing with Intelligence is 3,632, Special Police Units against Insurgency, Extremism, Terrorism etc. is 516. Details are given at Table No. 3.2.3, 3.2.5 & 3.2.8

The Woman Population per Woman Police (WPWP) is 3,026.89. Details are given at Table Nos. 3.2.1, 3.2.3, 3.2.5 & 3.2.9

CHAPTER 4

POLICE BUDGET

SECTION I : BUDGET & EXPENDITURE ON STATE/UT POLICE

- Police Expenditure
- Training Expenditure
- Modernization Grants

This section provides information regarding the total Budget of States/UTs, expenditure by the States/UTs on Police forces, expenditure on Police training as well as modernization grants by the Central Government and the State Governments. The UTs of A&N Islands, Chandigarh, D&N Haveli, Daman & Diu, Delhi, Lakshadweep and Puducherry are directly financed by the Ministry of Home Affairs, Government of India.

EXPENDITURE OF STATE/UT POLICE FORCES

The sanctioned strength of State Police Forces has increased to 26.23 lakh in 2019 over 25.95 lakh in 2018 and the expenditure on State Police Forces has increased to Rs. 1,38,794.32 crore in the year 2019-20, from Rs. 1,34,261.90 crore (revised) in the year 2018-19. Details are given at Table No. 4.1.3.

EXPENDITURE ON POLICE TRAINING

An amount of Rs.1,566.85 crore was spent on police training at the all India level in the year 2019-20, out of the total police expenditure of Rs. 1,38,794.32 crore during the same year. The maximum expenditure on training, i.e Rs. 203.92 crore, was made by the Delhi Police. Details are given at Table No. 4.1.3.

TRENDS IN POLICE TRAINING EXPENDITURE

Expenditure on Police Training from 2011-12 to 2019-20 has shown mixed trends. It increased from 2011-12 to 2014-15 but then declined in 2014-15 & 2015-16 and has again

increased from 2016-2017 to 2018-19, as shown in the graph given below:-



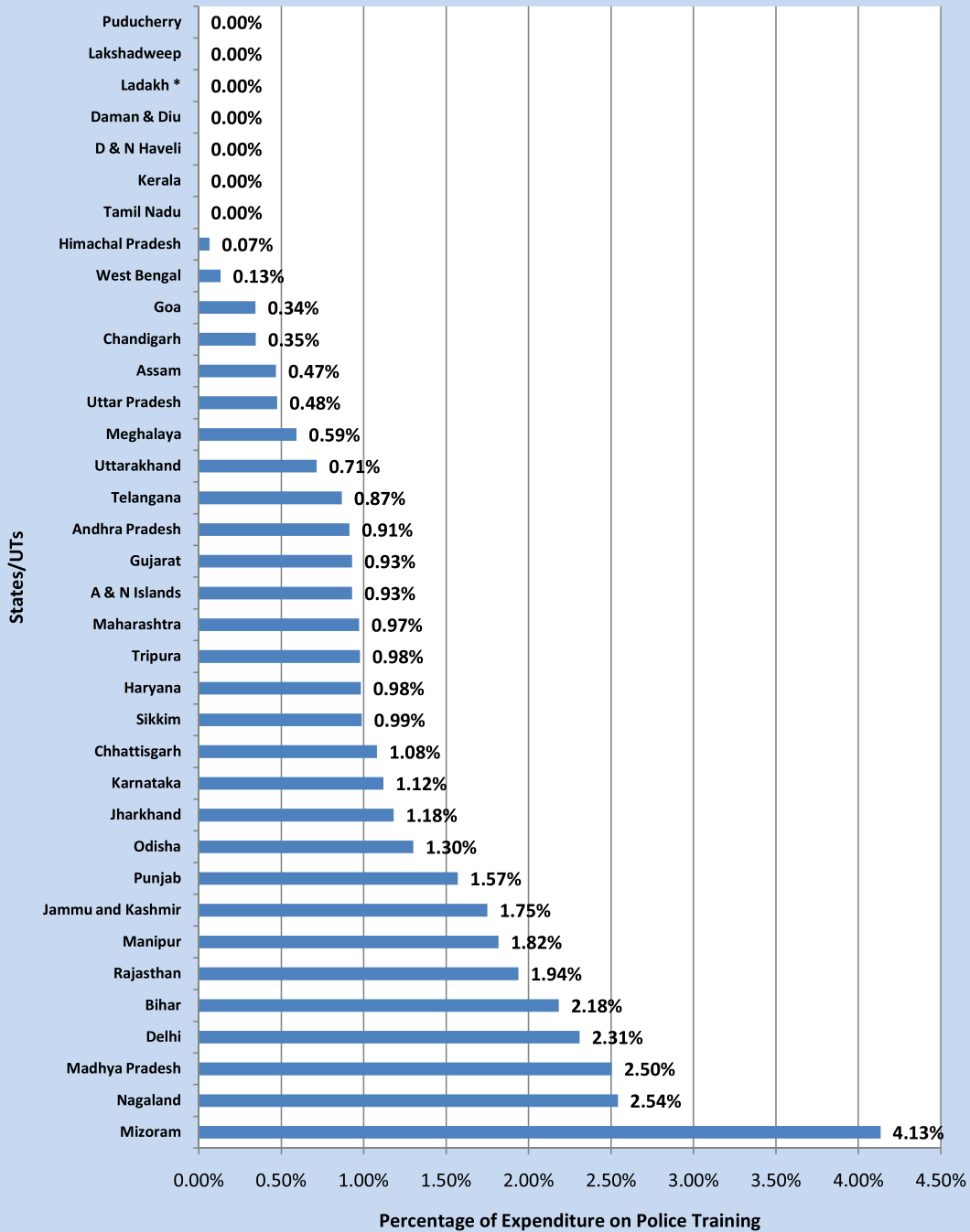
MODERNIZATION GRANTS TO THE STATE POLICE FORCES

Modernization grants to the state police forces, allocated by the MHA, are meant to upgrade the infrastructure of the state police in order to improve their capacity to meet the emerging challenges of internal security, besides improving efficiency and effectiveness in Police service delivery.

The focus of the scheme is on strengthening of the police infrastructure by way of construction of secure and people friendly Police Stations, Police Outposts, Police Housing, Improved Mobility, Modern Weaponry, Computerization, Communication Equipment, Modern Traffic Control Equipment, etc.

At the national level, the grants made available to the state police forces in the financial year 2019-20 by the Central Government and the State Governments and the total amount utilized for modernization by the State Governments for the State Police Forces are given at Table No. 4.1.4.

Percentage of Expenditure on Police Training for the Financial Year 2019-2020



Note: "Percentage of Expenditure on Police Training" of Arunachal Pradesh could not be calculated, since the "Total Expenditure on Police for the 2019-20 (Tentative)" is not provided of by Arunachal Pradesh Police. However, last year Expenditure on Police Training was 1.88%



SECTION II : BUDGET & EXPENDITURE ON CAPFs.

➤ Police Expenditure

Data on Budget and Expenditure of Central Armed Police Forces (CAPFs) during the year 2019-20 is presented in this section.

The Central Armed Police Forces are raised and maintained by the Ministry of Home Affairs, Government of India. The Railway Protection Force, maintained by the Ministry of Railways, has also been included in this section.

EXPENDITURE OF CAPFS

The data on total expenditure from all CAPFs has been received. The total expenditure on CAPFs was Rs. 81,012.75 crore in the year 2019-20. Details are given at Table No. 4.1.5



CHAPTER 5

POLICE INFRASTRUCTURE

SECTION I : STATE POLICE ADMINISTRATIVE OFFICES

- Police Zones/Ranges & Districts
- Police Sub-divisions/Circles
- Sanctioned and Actual Police Stations/Posts (Rural & Urban)
- Police Stations for special purposes
- Armed Police Battalions
- Police Commissionerates In India

This section provides a glimpse of the data from STATES/UTs on field administration of Police Units like, Police Zones, Police Ranges, Police Districts, Police Sub-Divisions/ Circles and Police Stations (Rural & Urban). It also contains information on Police Posts (Rural & Urban), Special purpose Police Stations, number of Armed Police Battalions and Police Commissionerates in India.

An analysis of the data on police administrative offices shows that the country is divided into 95 Police Zones, 189 Police Ranges covering 800 Police Districts, 2,355 Police Sub-Divisions and 2,392 Police Circles. There are 16,955 sanctioned Police Stations in the country. Tamil Nadu has the highest no. 1,990 Police Stations in the country, whereas the lowest, i.e., 6 Police Stations, are in D & N Haveli and Daman & Diu (combined) (UT). Details are given at Table No. 5.1.1.

POLICE STATIONS

Out of the total of 16,955, sanctioned Police Stations, 9,705 Police Stations are located in rural areas, whereas 4,725 Police Stations are located in urban areas and the remaining 2,525 are the Special Purpose Police Stations. Details are given at Table No. 5.1.2 and also shown in the graph at the end of this section.



POLICE POSTS

Data on the sanctioned Police Posts/Outposts reveals that, out of the total of 8,948 Police Posts in the country, 5,300 Police Posts are located in Rural areas, whereas 2,938 Police Posts are located in Urban areas. The remaining 710 Police Posts are Railways Police Posts etc. Details are given at Table No. 5.1.3.

Police Administrative Offices like Zones, Ranges, Sub-Divisions and Circles are not uniformly spread over the States. Some States have all these offices, while few others do not have all these offices or have changed the nomenclatures of some of these offices.

POLICE STATIONS FOR SPECIAL PURPOSES

Data on Police Stations for Special Purposes, namely – Crime against SCs/STs/ Weaker Sections, Crime against Children, Anti-Corruption/Vigilance, Coastal Security, Crime Investigation Department, Economic Offences, Cyber Crime, Narcotics, Drug Trafficking, etc. have been collected and compiled. Out of the total of 2,504 actual Special Purpose Police Stations, the maximum, i.e. 591 pertains to Traffic Police Stations. Details are given at Table No. 5.1.4.

ARMED POLICE BATTALIONS

The total number of Armed Police Battalions with all the States/UTs is 318. The highest number, i.e. 36 Armed Police Battalions were in West Bengal State. Details are given at Table No. 3.1.3 (B).

POLICE COMMISSIONERATES IN INDIA

There are 63 Police Commissionerates functioning in the country, out of which, the highest number, i.e. 11 are in Maharashtra, followed by 9 in Telangana. Details are given at Table No. 5.1.5.

Details of State/UT-wise sanctioned number of police stations are shown in the Table on the next page.

State / UT - Wise Police Station (Sanctioned)

	RURAL POLICE STATIONS	URBAN POLICE STATIONS	SPECIAL PURPOSE POLICE STATIONS	TOTAL POLICE STATIONS
Tamil Nadu	1150	351	489	1990
Uttar Pradesh	995	519	142	1656
Maharashtra	773	264	126	1163
Madhya Pradesh	469	503	145	1117
Bihar	765	171	140	1076
Karnataka	539	290	222	1051
Andhra Pradesh	696	222	103	1021
Rajasthan	483	337	73	893
Telangana	396	350	92	838
Gujarat	471	109	147	727
West Bengal	248	243	142	633
Odisha	357	174	90	621
Jharkhand	332	96	120	548
Kerala	381	101	65	547
Chhattisgarh	350	79	38	467
Punjab	254	128	48	430
Haryana	158	134	90	382
Assam	178	147	19	344
Jammu and Kashmir	154	51	30	235
Delhi	0	163	19	182
Uttarakhand	102	50	7	159
Himachal Pradesh	74	47	27	148
Arunachal Pradesh	67	43	22	132
Manipur	79	17	17	113
Nagaland	53	19	14	86
Tripura	46	36	2	84
Meghalaya	46	13	15	74
Puducherry	11	19	24	54
Goa	20	8	15	43
Mizoram	24	14	4	42
Sikkim	21	6	2	29
A & N Islands	0	0	24	24
Chandigarh	0	17	0	17
Lakshadweep	9	0	7	16
Ladakh	4	2	1	7
D & N Haveli Daman & Diu	0 @	2	4	6

@ Data of Daman & Diu is included in D & N Haveli as Combined data provided by both the UTs



SECTION II : TRANSPORT FACILITIES

- Heavy Duty Vehicles
- Medium Duty Vehicles
- Light Vehicles
- Three/Two Wheelers
- Number of Vehicles per 100 Police Personnel

Data have been compiled about different types of transport facilities (vehicles) available with the police force in the States/UTs Police and CAPFs. The number of vehicles available per 100 police Personnel has also been calculated.

TRANSPORT FACILITIES (MOBILITY)

Mobility is measured in terms of the ability of vehicles to move the complete strength of a Police unit on the call of duty. Police mobility is directly linked with its operational efficiency. Quick response of police forces, during law and order situations, helps significantly in protecting life and property of the people.

Vehicles required to provide mobility to Police Forces have been divided into four categories, i.e., Heavy Vehicles (buses/trucks, troop carriers, etc.), Medium Vehicles, Light Vehicles (jeeps/cars, etc.) and Very Light Vehicles (three/two Wheelers). Heavy, Medium and Light vehicles cater to the requirements of the Police Stations and field level supervisory and senior supervisory officers.

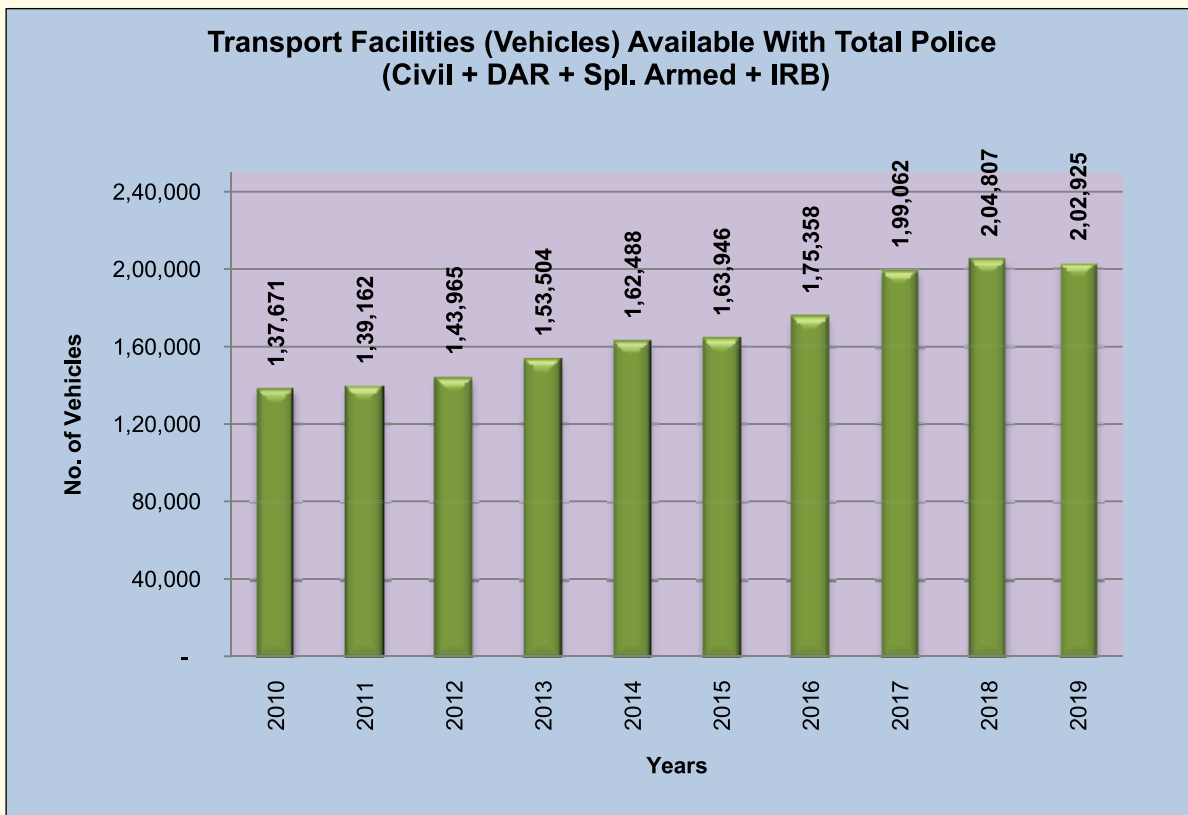
Apart from these vehicles, state police have also procured some Special Purpose Vehicles like Mines Protected Vehicles (MPV), riot control vehicles, ambulances, mobile forensic vans, water cannons, water tankers, Prison vans, etc., to meet their specific needs. These vehicles have been clubbed under the 'Other Category.'

In all, 2,02,925 vehicles were available with State/UT Police Force in 2019, This number has decreased from 2,04,807 during the year 2018. Out of the total of 2,02,925 vehicles, 11,956 are Heavy duty Vehicles, 19,536 Medium duty Vehicles, 81,099 Light Vehicles, 87,586 Very Light Vehicles (two/ three wheelers) and 2,748 are Other Vehicles. Details are given at Table No. 5.1.6

NUMBER OF VEHICLES PER 100 POLICE PERSONNEL

Transport facility (no. of vehicles) available per 100 sanctioned police personnel was 7.74 in the year 2019 at the national level, which has marginally decreased from 7.89 in the previous year. Details are given at Table No. 5.1.7. However, actual availability is 9.70.

Year-wise transport facilities (vehicles), available with the police in States/UTs are shown in the chart below.





SECTION III : POLICE COMMUNICATION FACILITIES

- Non-availability of Telephones in Police Stations
- Non-availability of Vehicles in Police Stations
- Non-availability of Wireless/mobiles in Police Stations

This section deals with State/UT- wise data on Police Communication, number of Police Stations having/not having vehicles, telephones and wireless/mobiles.

POLICE COMMUNICATION

A good reliable communication system is important for effective functioning of the police organization. Some Police Stations are not yet connected with Police Hqrs.

The following information has emerged from the data collected from all States/UTs:-

- 143 Police Stations do not have wireless/mobile.
- 257 Police Stations are without vehicles. However, certain Police Stations have not been provided vehicles because of tactical reasons.

Details are given at Table No. 5.1.9.



SECTION IV : POLICE HOUSING

- Family quarters available
- Police office buildings
- Police Housing Corporation

This section provides information on availability of Family Quarters for Police Officers, Police Office Buildings, Police Stations, Police Posts, Sub-Divisional Police Building and Police Housing Corporations, etc.

AVAILABILITY OF FAMILY QUARTERS

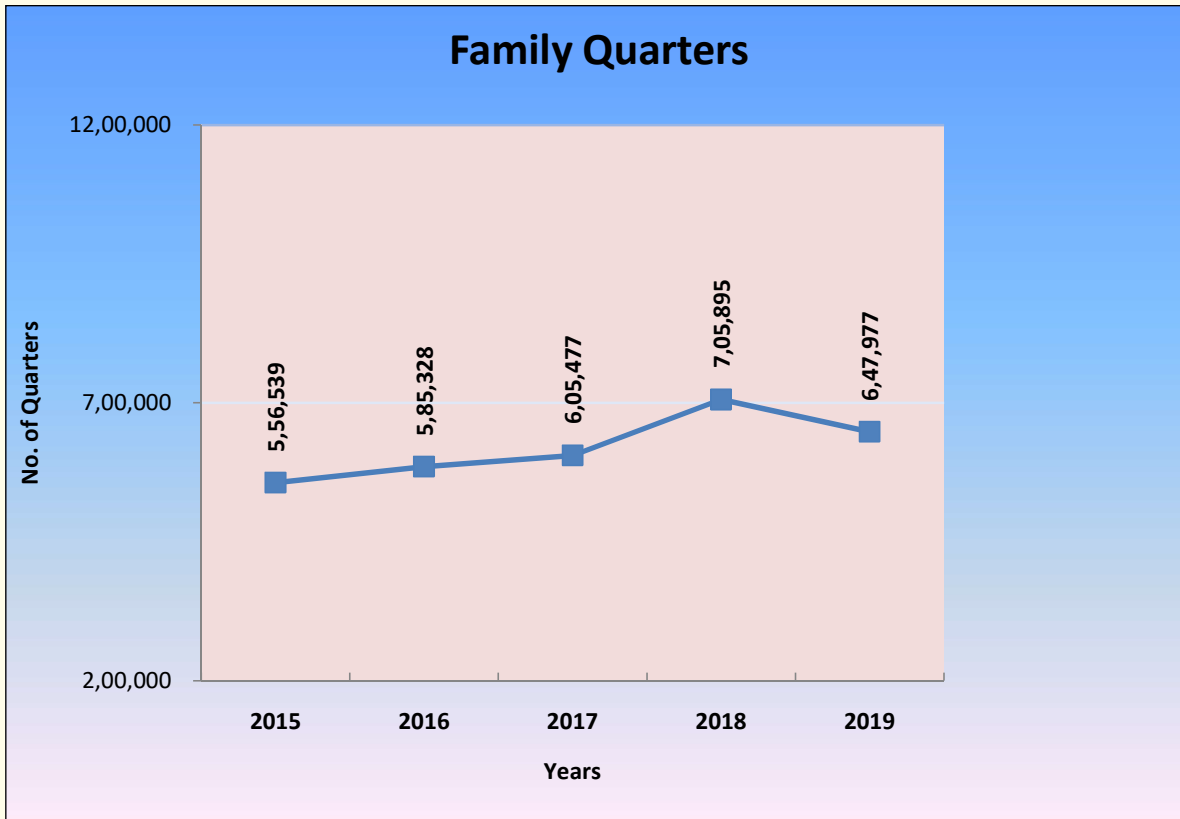
The total number of family quarters available with Police Forces in States/UTs was 6,47,977 in the year 2019 as compared to 7,05,892 in the year 2018. Thus, there is a decrease of 8.20% in the number of family quarters over the previous year. Details are given at Table No. 5.1.10. Year-wise availability of family quarters with the police in States/UTs are shown in the graph.

POLICE OFFICE BUILDINGS

Information has also been compiled on the number of Police Office Buildings (Police Stations, Police Posts, Sub-Divisional Police Offices, Districts Police Offices, District Reserve Police Lines, Range and Zonal Police headquarters and District Police Lines) operating from Government or Hired Buildings in different States/UTs. Details are given at Table No. 5.2.3.

POLICE HOUSING CORPORATION

There are 23 Police Housing Corporations in different States/UTs, which are entrusted with the responsibility of construction of family quarters and Police Office buildings. Details are given at Table No. 5.1.10.



CHAPTER 6

OTHER DATA/INFORMATION

SECTION I : EQUIPMENT TO FACILITATE POLICING

- Computers, Servers & Laptops available
- Camera/CCTV used by Police
- Speedometers & Breath Analyzers
- Forensic Science Laboratories/Mobile Forensic Science Vans
- Number of Sniffer & Tracker Dogs
- Terrorism/Extremism Affected Police Districts
- Security to Protected Persons

This section provides State/UT wise data on CCTV cameras, computers, servers and laptops, speedometers, breath analyzers and forensic science laboratories/mobile forensic science vans available with the Police.

Police manpower alone is not sufficient to curb crime, maintain law and order, traffic management, internal security and other policing requirements. Therefore, they are required to be supplemented with modern facilities and gadgets like computers, CCTV cameras, traffic and investigation equipment, speedometers, breath analyzers and forensic science kits/labs, etc. to enhance their effectiveness and efficiency.

FORENSIC SCIENCE LABORATORIES (FSLs)/MOBILE FORENSIC SCIENCE VANS (MFSVs)

Data on forensic science laboratories/mobile forensic science vans has been collected and compiled as on 01.01.2020. At the national level, 530 Forensic Science Laboratories (FSLs)/MFSVs are available, out of which, 32 are main laboratories, 80 are regional laboratories and the remaining 418 are mobile laboratories. Details are given at Table No. 6.1.1.



COMPUTERS/SERVERS/LAPTOPS AVAILABLE

At the national level 1,40,482 computers, 1,681 servers and 13,232 laptops are available with State/UT police as on 01.01.2020. Details are given at Table No. 6.1.2

NUMBER OF CAMERAS/CCTVS, SPEEDOMETERS AND BREATH ANALYZERS USED BY POLICE

Total number of 4,60,220 CCTV cameras, 2,144 speedometers and 24,278 breath analyzers are available with the State/UT Police as on 01.01.2020. Details are given at Table No. 6.1.3.

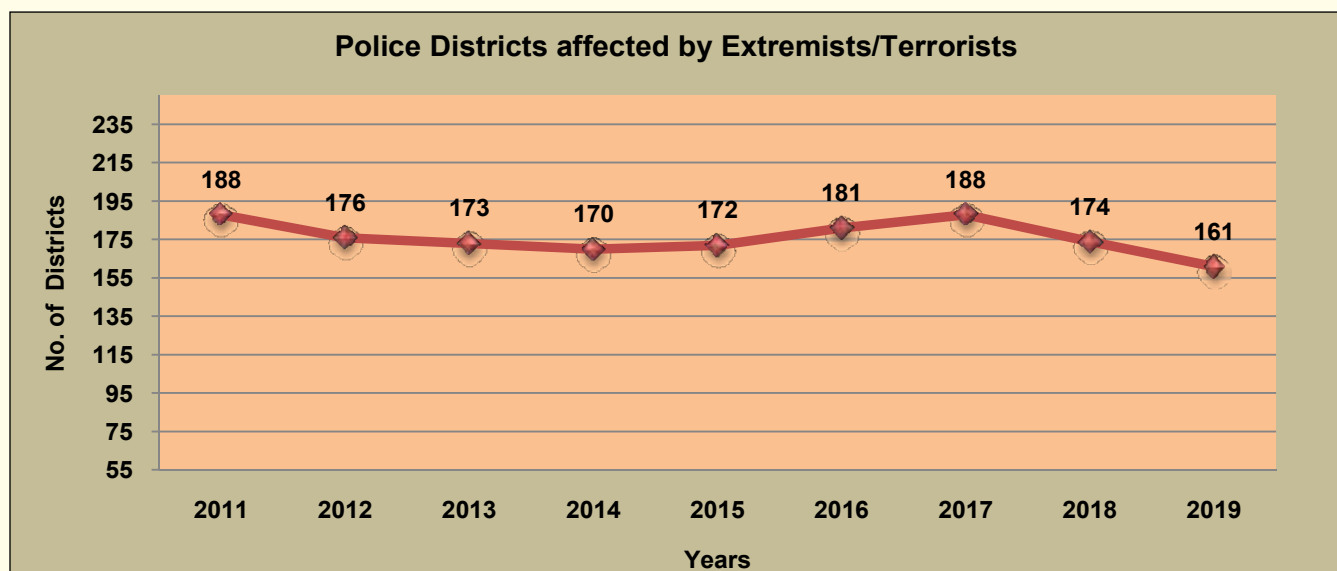
NUMBER OF SNIFFER AND TRACKER DOGS

At States/UTs level, 1,516 sniffers and 849 tracker dogs in all are available with the Police, as on 01.01.2020. In the CAPFs, total 1,688 sniffers and 429 tracker dogs are available, as on 01.01.2020. Details are given at Table No. 6.1.4 and 6.1.5.

TERRORISM/EXTREMISM AFFECTED POLICE DISTRICTS

A total of 161 Police Districts are affected by terrorism or extremism. Details are given at Appendix 5 as provided by States/UTs.

The number of Police Districts affected by the terrorist/extremist problem, during the last ten years (2010-2019) shows a mixed trend. A slight decrease was noticed from 2010 to 2014 and, thereafter, a slight increase from 2015-17 and again decrease in 2019 can be seen from the graph given below.



SECURITY TO PROTECTED PERSONS

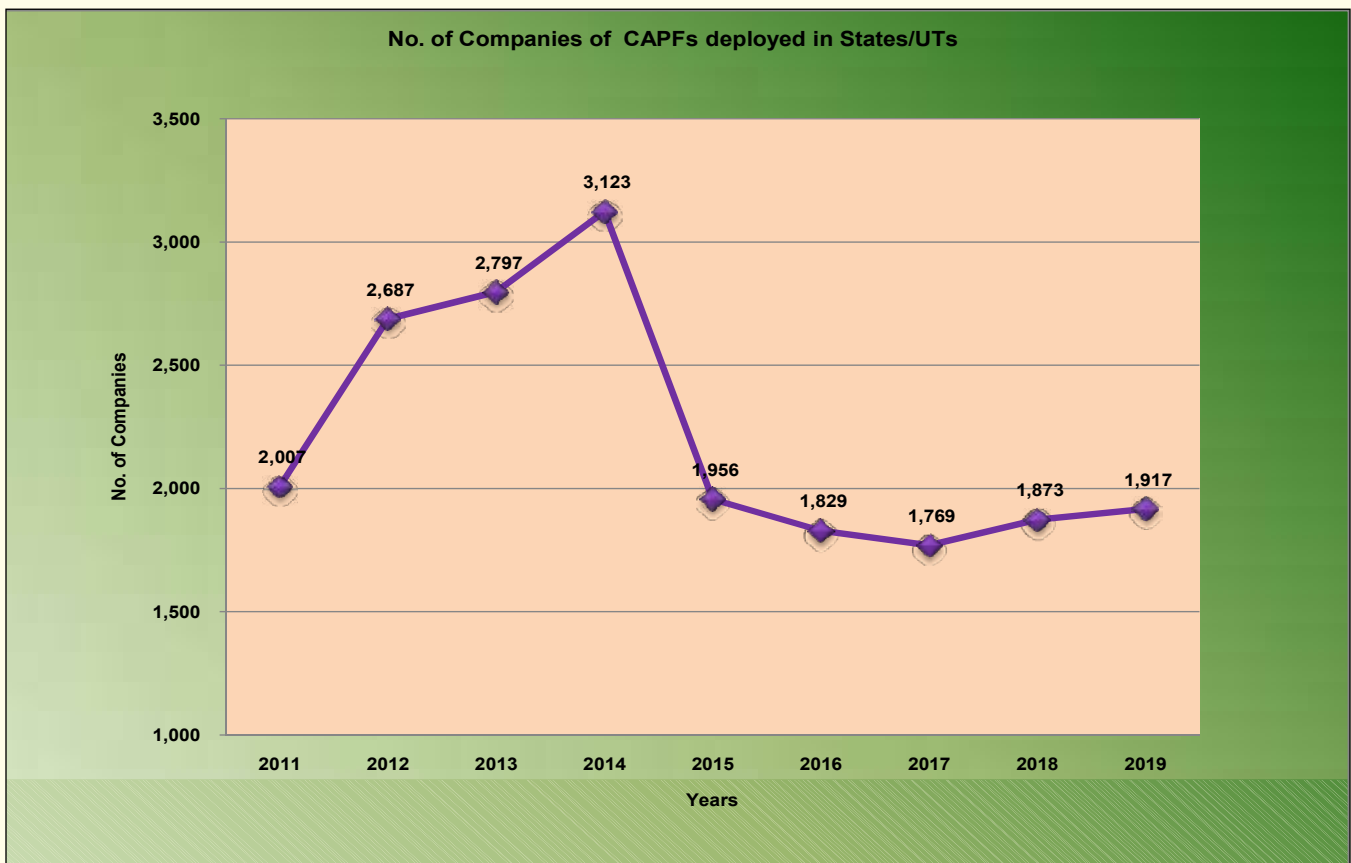
A total number of 19,467 Protected Persons (PPs) (Ministers, MPs, MLAs, Judges, Bureaucrats, etc.) were provided with Police protection for more than 6 month during the year 2019, which has decreased in comparison to 21,300 (revised) PPs, who were provided security during 2018. Details are given in Table No. 6.1.6.

From the analysis of the above data provided by the States/UTs, it is observed that during 2019 the total number of sanctioned Police Personnel giving Police Protection was 43,566.

CENTRAL ARMED POLICE FORCES(CAPFS) DEPLOYED IN THE STATES/UTS

A total of 1,917 companies of Central Armed Police Forces (BSF, CRPF, CISF, ITBP, SSB, etc.) were deployed on Internal Security duties in different States/UTs for more than 6 months during 2019. Details are given at Table No. 6.1.7.

The deployment of the Central Armed Police Forces in the States/UTs had shown a steady increase from 2009 to 2014, but has declined thereafter, as shown in the graph.





Further, through the analysis of the deployment of 1,917 companies of CAPFs, it is observed that 720 companies of CAPFs were deployed in Jammu and Kashmir, followed by 262 companies in Chhattisgarh. It clearly indicates that North, Central and North Eastern regions of the country, which are affected with Terrorism/Left Wing Extremism, Insurgency had significant deployment of CAPFs during the period.

SECTION II: TRAINING AND DEVELOPMENT

- Police Personnel Recruited
- Police Personnel Trained
- Information on IPS Officers
- States/UTs Training Institutes
- CAPFs/CPOs Training Institutes

This section contains the data from States/UTs in respect of Police Personnel (Constables and SIs) recruited during the year 2019 and the number of newly recruited police personnel who underwent training.

POLICE PERSONNEL RECRUITED

The number of 1,05,353 Police Constables were recruited during 2019 against the 1,44,815 recruited in the year 2018. At the State level, the highest number of 47,897 Constables were recruited in U.P, followed by 14,933 in Telangana. Details are given at Table No. 6.1.8.

The number of Sub-Inspectors (SIs) recruited during 2019 were 12,909, whereas this figure was 5,875 during 2018. At the State level, the highest number of SIs recruited were 3,625 in U.P, followed by 2,645 in Jharkhand. Details are given at Table No. 6.1.8.

TRAINING OF NEWLY RECRUITED POLICE PERSONNEL

A total number of 1,35,151 newly recruited Police Personnel from the rank of Constables to the Dy.SP (Civil, District Armed Reserve and Special Armed police) were trained during 2019 in State Police Training Institutes. The break-up is 1,10,719 Constables, 4408 Head Constables, 117 ASI, 16,011 SIs, 358 Dy.SP and 3538 Any others. Details are given at Table No. 6.1.10.

The highest number i.e., 6151 SIs were trained by the U.P Police, followed by 2504 SIs by Jharkhand. As far as Constables are concerned, 40,726 Constables were trained in UP, followed by 10,690 from Rajasthan.



IPS OFFICERS

The sanctioned strength of IPS Officers, as on 01.01.2020, was 4,982 at the all- India level, whereas 4,074 officers are actually available. Further, 376 officers were on deputation with the Central Government. Details are given at Table No. 6.2.2.

POLICE TRAINING INSTITUTES

This contains information about Police Training Institutes of the States/UTs and CAPFs. These institutions cater to the basic training of the newly recruited Police Personnel, in-service training to Police Personnel of different ranks, specialized training to the Police Personnel deployed for specialized work and assignments like Special Task Force (STF), Special Investigation Teams (SITs), Commandos, etc. Some of these Training Institutes have been recognized as "Centre of Excellence" for imparting specialized training in a particular field/ craft/ trade. Regular and adequate training of Police Personnel, at all levels, is necessary to upgrade their professional knowledge, skills, attitude and to instill confidence and professionalism in the Police Personnel.

STATE TRAINING INSTITUTES

During 2019, a total of 186 Training Institutes were being run by the State Police Forces. State-wise names, addresses and contact numbers of these institutes are given at Appendix-1. The highest number of Training Institutes, i.e., twenty three (23) are run by the Tamil Nadu Police, followed by 18 by the Madhya Pradesh Police.

UT TRAINING INSTITUTES

During 2019, a total number of 17 Training Institutes were being run by the UT Police. The names, addresses and contact numbers are given at Appendix 1. The highest number of Training Institutes, i.e., seven (7) were being run by the J&K Police.

CAPF/CPO TRAINING INSTITUTES

During 2019, a total number of 117 Training Institutes were being run by the Central Armed Police Forces/Central Police Organizations, out of which 26 were run by the BSF, followed with 22 by the CRPF. Details are given at Appendix 2 & 6.

SECTION III : DEPARTMENTAL PROCEEDINGS

- Departmental Proceedings against Police Personnel
- PPMG and PMG
- Pay Scales of Police Officers
- Police Officers Transferred

This section provides State/UT wise data on departmental proceedings initiated against Police Personnel, Police Personnel awarded Gallantry Medals (PPMG and PMG) and Pay Scales of Police Personnel in different States/UTs and CAPFs.

DEPARTMENTAL PROCEEDINGS AGAINST POLICE PERSONNEL

A total of 53,675 (Revised) cases of departmental proceedings were pending against the police personnel, which include the cases initiated in the year 2019 and those cases, which were brought forward from the previous years. Out of these, 25,731 cases were disposed of during the year 2019, whereas 27,944 cases are still pending for disposal. The highest number i.e., 9,614 cases were reported from Jammu and Kashmir, followed by 6,278 from Bihar. Details are given at Table No. 6.2.3.

PRESIDENT'S POLICE MEDAL/POLICE MEDAL FOR GALLANTRY

President's Police Medal/Police Medals for Gallantry are awarded to Police Personnel for executing conspicuous act of gallantry in saving life and property or in preventing crimes or arresting dangerous criminals. A total of 22 President's Police Medals for Gallantry (PPMG) and 419 Police Medals for Gallantry (PMG) were awarded for outstanding performance of Police Personnel from States/UTs/CAPFs and CPOs. Out of 419 Police Medals for Gallantry awarded in the year 2019, the highest number, 111 PMGs were awarded to the CRPF, followed by 90 to the Jammu and Kashmir Police. Details are given at Table No. 6.2.5.



PAY SCALES OF POLICE OFFICERS

A comparative chart displaying Scales of Police Personnel from the rank of Constable to DySP among the different States/UTs/CAPFs/CPOs are given at Appendix 3, 4 and 7.

POLICE OFFICERS TRANSFERRED

Details of State/UT- wise number of Police Officers transferred in less than one year and two years during 2019 are given at Table No. 6.2.6.

TABLE 2.1.1 -- NATIONAL POLICE STATISTICS (2014 - 2019)

AS ON 01.01.2020

SI No	PARTICULARS	2014	2015	2016	2017	2018	2019
(1)	(2)	(3)	(4)	(5)	(6)	(7)	(8)
1	Projected Population (in Thousands)	12,38,885	12,62,940	12,77,770	12,87,471	13,06,550	13,42,590
2	Total Sanctioned Police Force (Civil + District Armed Reserve (DAR)+ Special Armed + IRB)	22,63,222	22,80,691	24,64,484	24,84,170	25,95,435	26,23,225
3	Sanctioned Strength of Civil Police	18,22,358	18,30,131	19,89,295	16,03,757	16,51,379	16,69,907
4	Sanctioned Strength of District Armed Reserve (DAR) Police				2,79,428	3,17,425	2,81,760
5	Sanctioned Strength of State Special Armed Police	4,40,864	4,50,560	4,75,189	6,00,985	6,26,631	5,08,289
6	Sanctioned Strength of State IRB Special Police						1,63,269
7	Population Per Police Person	547.00	553.75	518.47	518.00	503.40	511.81
8	Police Person Per Lakh of Population						
	Civil Police	147.10	144.91	156	125	126.39	124.38
	District Armed Reserve Police				21.70	24.29	20.99
	Special Armed Police				46.68	47.96	37.86
	IRB Police						12.16
	Total Police	182.68	180.59	192.87	192.95	198.65	195.39
9	Police Person Per 100Sq Kms.						
	Civil Police	57.55	57.80	62.82	50.65	50.23	50.80
	District Armed Reserve Police				8.82	9.66	8.57
	Special Armed Police				18.98	19.06	15.46
	IRB Police						4.97
	Total Police	71.48	72.03	77.83	78.45	78.95	79.80
10	Number of Police Zones	102	101	97	101	104	95
11	Number of Police Ranges	188	184	186	185	181	189
12	Number of Police Districts	715	727	758	764	777	800
13	Number of Police Sub-Divisions	2,380	2,386	2,473	2,579	2,312	2,355
14	Number of Police Circles	2,334	2,422	2,422	2,750	3,021	2,392
15	Number of Police Stations	15,090	15,555	15,579	16,422	16,671	16,955
16	Number of Police Outposts	8,689	8,745	9,087	9,081	8,592	8,948
17	Number of State Specialized Armed Police Battalions	441+4 Coys	443+5 Coys	470	362	417	318
18	Number Of Central Armed Police Force & Specialised Force Battalions (Details given at Table no 3.2.11)						1,066



TABLE 2.1.2 -- AREA AND POPULATION OF STATES/UTs POLICE STRENGTH, POPULATION PER POLICE PERSON, AREA PER POLICE PERSON & TRANSPORT PER 100 POLICE PERSONNEL

AS ON 01.01.2020

SI. No.	STATES/UTs	AREA IN SQ. KMS.	POPULATION IN THOUSAND (AS ON 1ST OCTOBER, 2019) BASED ON 2011 CENSUS	TOTAL STRENGTH OF STATE POLICE (CIVIL + DISTRICT ARMED RESERVE (DAR)+ SPL. ARMED+IRB)		NUMBER OF SANCTIONED POLICE STATIONS
				S	A	
(1)	(2)	(3)	(4)	(5)	(6)	(7)
1	Andhra Pradesh	1,62,922.65	52,386	73,894	59,553	1,021
2	Arunachal Pradesh	83,743.00	1,511	15,283	12,546	132
3	Assam	78,438.00	34,512	86,959	71,608	344
4	Bihar	94,163.00	1,20,559	1,38,961	91,862	1,076
5	Chhattisgarh	1,35,192.00	28,948	75,664	63,839	467
6	Goa	3,702.00	1,545	10,184	7,907	43
7	Gujarat	1,96,244.00	68,476	1,11,427	84,078	727
8	Haryana	44,212.00	28,908	69,849	52,088	382
9	Himachal Pradesh	55,673.00	7,327	18,849	17,623	148
10	Jharkhand	79,839.00	37,715	82,277	64,938	548
11	Karnataka	1,91,791.00	66,104	1,04,599	83,259	1,051
12	Kerala	38,870.87	35,231	62,571	53,723	547
13	Madhya Pradesh	3,08,252.11	82,898	1,30,984	99,496	1,117
14	Maharashtra	3,07,713.00	1,22,819	2,43,326	2,14,776	1,163
15	Manipur	22,327.00	3,119	35,044	29,410	113
16	Meghalaya	22,429.00	3,240	16,499	14,760	74
17	Mizoram	21,082.00	1,198	11,286	8,081	42
18	Nagaland	16,182.00	2,161	26,738	28,113	86
19	Odisha	1,55,707.47	45,205	66,161	58,455	621
20	Punjab	50,362.00	29,999	96,297	85,947	430
21	Rajasthan	3,42,111.26	77,853	1,10,661	95,262	893
22	Sikkim	7,096.00	667	6,488	5,678	29
23	Tamil Nadu	1,30,066.90	75,902	1,24,950	1,12,745	1,990
24	Telangana	1,12,122.30	37,346	78,369	48,877	838
25	Tripura	10,486.00	4,012	29,716	22,791	84
26	Uttar Pradesh	2,40,994.84	2,26,708	4,15,315	3,03,450	1,656
27	Uttarakhand	53,483.56	11,217	22,083	21,106	159
28	West Bengal	88,752.00	97,262	1,53,069	97,775	633
29	A & N Islands	8,249.00	398	4,988	4,302	24
30	Chandigarh	114.00	1,187	8,902	7,711	17
31	D & N Haveli	491.00	564	928	801	6
32	Daman & Diu	110.60	430	553	424	@
33	Delhi	1,483.42	20,035	91,962	82,195	182
34	Jammu and Kashmir #	53,573.60	13,263	91,213	80,938	235
35	Ladakh #	1,68,663.30	294	2,393	1,673	7
36	Lakshadweep	29.63	68	321	267	16
37	Puducherry	489.97	1,523	4,462	3,431	54
	All India	32,87,162.47	13,42,590	26,23,225	20,91,488	16,955

Source For Area: Survey of India, Office of Director, Dehra Dun, Uttarakhand.

~Area as Supplied by Andhra Pradesh & Telangana GDC

~Area figures include the measurement tolerance in the circulation. Area figures are calculated from Jammu and Kashmir map on scale of 1":15.783 miles (1st Edition, 1940) and on scale 1:1000,000 (1st Edition, 1976) with planimetric accuracy of 0.25mm/scale i.e. +250 m. on the scales.

Sources For Population Figures: Registrar General & Census Commissioner of India, Projected Mid year Population

On the recommendation of Parliament, the President effectively dismantled Article 370 of the Indian Constitution and gave assent to the Jammu and Kashmir Reorganization Act, 2019. The former state of Jammu & Kashmir has been reorganized as the new Union Territory of Jammu and Kashmir and the new Union Territory of Ladakh on 31st October 2019.

TABLE 2.1.2 -- (CONTINUED . . .)

Sl. No.	STATES/UTs	POPULATION PER POLICE PERSON (APPROX.) (CIVIL + DISTRICT ARMED RESERVE (DAR)+SPL. ARMED+IRB)		AREA IN SQ. KMS. PER POLICE PERSON (APPROX.) (CIVIL + DISTRICT ARMED RESERVE (DAR)+SPL. ARMED+IRB)		TRANSPORT FACILITY PER 100 POLICE PERSONNELS (APPROX.) (CIVIL + DISTRICT ARMED RESERVE (DAR)+SPL. ARMED+IRB)	
		S	A	S	A	S	A
(1)	(2)	(8)	(9)	(10)	(11)	(12)	(13)
1	Andhra Pradesh	708.93	879.65	2.20	2.74	13.10	16.26
2	Arunachal Pradesh	98.87	120.44	5.48	6.67	10.16	12.38
3	Assam	396.88	481.96	0.90	1.10	1.43	1.74
4	Bihar	867.57	1,312.39	0.68	1.03	7.20	10.89
5	Chhattisgarh	382.59	453.45	1.79	2.12	4.77	5.65
6	Goa	151.71	195.40	0.36	0.47	7.12	9.17
7	Gujarat	614.54	814.43	1.76	2.33	10.85	14.37
8	Haryana	413.86	554.98	0.63	0.85	6.27	8.41
9	Himachal Pradesh	388.72	415.76	2.95	3.16	5.81	6.22
10	Jharkhand	458.39	580.78	0.97	1.23	6.32	8.01
11	Karnataka	631.98	793.96	1.83	2.30	12.16	15.28
12	Kerala	563.06	655.79	0.62	0.72	10.81	12.59
13	Madhya Pradesh	632.89	833.18	2.35	3.10	9.11	12.00
14	Maharashtra	504.75	571.85	1.26	1.43	7.39	8.38
15	Manipur	89.00	106.05	0.64	0.76	5.74	6.84
16	Meghalaya	196.38	219.51	1.36	1.52	6.92	7.74
17	Mizoram	106.15	148.25	1.87	2.61	6.56	9.16
18	Nagaland	80.82	76.87	0.61	0.58	6.34	6.03
19	Odisha	683.26	773.33	2.35	2.66	8.85	10.02
20	Punjab	311.53	349.04	0.52	0.59	6.16	6.90
21	Rajasthan	703.53	817.25	3.09	3.59	6.69	7.77
22	Sikkim	102.81	117.47	1.09	1.25	7.24	8.28
23	Tamil Nadu	607.46	673.22	1.04	1.15	15.38	17.05
24	Telangana	476.54	764.08	1.43	2.29	12.77	20.48
25	Tripura	135.01	176.03	0.35	0.46	6.62	8.63
26	Uttar Pradesh	545.87	747.10	0.58	0.79	3.91	5.35
27	Uttarakhand	507.95	531.46	2.42	2.53	8.46	8.86
28	West Bengal	635.41	994.75	0.58	0.91	8.91	13.94
29	A & N Islands	79.79	92.52	1.65	1.92	13.17	15.27
30	Chandigarh	133.34	153.94	0.01	0.01	8.57	9.89
31	D & N Haveli	607.76	704.12	0.53	0.61	8.08	9.36
32	Daman & Diu	777.58	1,014.15	0.20	0.26	-	-
33	Delhi	217.86	243.75	0.02	0.02	7.43	8.31
34	Jammu and Kashmir #	145.41	163.87	0.59	0.66	7.31	8.23
35	Ladakh #	122.86	175.73	70.48	100.81	5.52	7.89
36	Lakshadweep	211.84	254.68	0.09	0.11	42.68	51.31
37	Puducherry	341.33	443.89	0.11	0.14	11.23	14.60
	All India	511.81	641.93	1.25	1.57	7.74	9.70

Source For Area: Survey of India, Office of Director, Dehra Dun, Uttarakhand.

~Area as Supplied by Andhra Pradesh & Telangana GDC

~Area figures include the measurement tolerance in the circulation. Area figures are calculated from Jammu and Kashmir map on scale of 1":15.783 miles (1st Edition, 1940) and on scale 1:1000,000 (1st Edition, 1976) with planimetric accuracy of 0.25mm/scale i.e. +250 m. on the scales.

Sources For Population Figures: Registrar General & Census Commissioner of India, Projected Mid year Population

On the recommendation of Parliament, the President effectively dismantled Article 370 of the Indian Constitution and gave assent to the Jammu and Kashmir Reorganization Act, 2019. The former state of Jammu & Kashmir has been reorganized as the new Union Territory of Jammu and Kashmir and the new Union Territory of Ladakh on 31st October 2019.



TABLE 2.1.3 -- SANCTIONED AND ACTUAL POLICE - POPULATION AND AREA RATIO IN STATES/UTs AS ON 01.01.2020

Sl. No.	STATES/UTs	CIVIL POLICE PER LAKH OF POPULATION		DISTRICT ARMED RESERVE POLICE PER LAKH OF POPULATION		SPL. ARMED POLICE PER LAKH OF POPULATION		IRB POLICE PER LAKH OF POPULATION		TOTAL POLICE PER LAKH OF POPULATION	
		S	A	S	A	S	A	S	A	S	A
(1)	(2)	(3)	(4)	(5)	(6)	(7)	(8)	(9)	(10)	(11)	(12)
1	Andhra Pradesh	84.98	71.73	31.62	24.86	20.25	14.13	4.21	2.96	141.06	113.68
2	Arunachal Pradesh	556.25	418.73	-	-	123.63	112.71	331.57	298.87	1,011.45	830.31
3	Assam	68.73	55.73	35.05	24.52	124.81	105.89	23.38	21.34	251.97	207.49
4	Bihar	54.90	27.56	42.44	36.78	15.31	9.62	2.61	2.23	115.26	76.20
5	Chhattisgarh	165.71	131.52	-	-	49.18	43.86	46.49	45.15	261.38	220.53
6	Goa	432.49	379.55	-	-	36.76	13.46	189.90	118.77	659.16	511.78
7	Gujarat	86.96	66.60	33.62	28.49	40.83	27.69	1.31	-	162.72	122.78
8	Haryana	209.11	151.73	-	-	19.72	18.76	12.79	9.69	241.63	180.19
9	Himachal Pradesh	157.95	147.50	10.52	10.52	10.55	9.27	78.23	73.24	257.25	240.52
10	Jharkhand	44.59	33.53	115.86	90.06	32.06	28.48	25.63	20.11	218.15	172.18
11	Karnataka	98.34	82.82	36.28	26.20	20.61	14.51	3.01	2.42	158.23	125.95
12	Kerala	143.58	129.26	-	-	30.21	21.00	3.81	2.23	177.60	152.49
13	Madhya Pradesh	117.73	85.41	-	-	37.63	32.81	2.65	1.80	158.01	120.02
14	Maharashtra	165.99	145.89	14.59	13.49	15.27	13.50	2.26	1.99	198.12	174.87
15	Manipur	571.05	492.72	-	-	217.06	203.91	335.46	246.30	1,123.57	942.93
16	Meghalaya	189.29	167.07	77.65	72.87	123.40	106.11	118.89	109.51	509.23	455.56
17	Mizoram	380.30	285.56	-	-	210.68	165.69	351.09	223.29	942.07	674.54
18	Nagaland	259.83	269.88	121.84	155.11	585.28	604.67	270.34	271.26	1,237.30	1,300.93
19	Odisha	67.28	58.00	23.15	21.87	39.25	34.10	16.67	15.35	146.36	129.31
20	Punjab	236.34	216.07	-	-	63.21	53.40	21.45	17.03	321.00	286.50
21	Rajasthan	119.23	102.27	-	-	16.40	14.95	6.51	5.14	142.14	122.36
22	Sikkim	371.06	368.97	-	-	153.67	135.53	447.98	346.78	972.71	851.27
23	Tamil Nadu	117.61	104.73	26.54	24.96	20.32	18.70	0.15	0.15	164.62	148.54
24	Telangana	113.67	78.34	59.75	31.47	16.47	9.11	19.95	11.96	209.85	130.88
25	Tripura	206.70	161.79	115.28	79.56	97.06	89.58	321.64	237.14	740.68	568.07
26	Uttar Pradesh	123.71	91.14	-	-	59.12	42.42	0.36	0.30	183.19	133.85
27	Uttarakhand	94.85	96.15	53.38	47.11	32.66	30.39	15.98	14.51	196.87	188.16
28	West Bengal	97.23	61.45	23.77	16.31	33.35	21.91	3.03	0.86	157.38	100.53
29	A & N Islands	816.58	751.51	183.67	92.96	-	-	253.02	236.43	1,253.27	1,080.90
30	Chandigarh	587.95	505.98	-	-	78.10	71.19	83.91	72.45	749.96	649.62
31	D & N Haveli @	62.77	56.03	-	-	-	-	101.77	85.99	164.54	142.02
32	Daman & Diu @	128.60	98.60	-	-	-	-	-	-	128.60	98.60
33	Delh	410.26	367.88	-	-	48.74	42.38	-	-	459.01	410.26
34	Jammu and Kashmir	398.57	362.31	-	-	114.39	84.74	174.76	163.21	687.73	610.25
35	Ladakh	486.39	368.03	-	-	-	-	327.55	201.02	813.95	569.05
36	Lakshadweep	472.06	392.65	-	-	-	-	-	-	472.06	392.65
37	Puducherry	172.95	128.89	-	-	53.91	36.97	66.12	59.42	292.97	225.28
	All India	124.38	99.35	20.99	16.76	37.86	29.70	12.16	9.97	195.39	155.78

S: Sanctioned

A: Actual

@ "In exercise of the powers conferred by clause (a) of section 2 of the Dadra and Nagar Haveli and Daman and Diu (Merger of Union Territories) Act, 2019 (44 of 2019), the central government hereby appoints the 26th day of January, 2020, as the appointed day for the purposes of the said Act," according to a Home Ministry However, in some tables the Union Territories, i.e., UT Dadra & Nagar Haveli and Daman & Diu have been Provided Separate data and for the some tables they have been provided combined data.

TABLE 2.1.3 -- (CONTINUED . . .)

Sl. No.	STATES/UTs	CIVIL POLICE PER 100 SQ KM OF AREA		DISTRICT ARMED RESERVED POLICE PER 100 SQ KM OF AREA		SPL. ARMED POLICE PER 100 SQ KM OF AREA		IRB POLICE PER 100 SQ KM OF AREA		TOTAL POLICE PER 100 SQ KM OF AREA	
		S	A	S	A	S	A	S	A	S	A
(1)	(2)	(13)	(14)	(15)	(16)	(17)	(18)	(19)	(20)	(21)	(22)
1	Andhra Pradesh	27.32	23.06	10.17	7.99	6.51	4.54	1.35	0.95	45.36	36.55
2	Arunachal Pradesh	10.04	7.56	-	-	2.23	2.03	5.98	5.39	18.25	14.98
3	Assam	30.24	24.52	15.42	10.79	54.91	46.59	10.29	9.39	110.86	91.29
4	Bihar	70.30	35.29	54.34	47.09	19.61	12.32	3.34	2.86	147.57	97.56
5	Chhattisgarh	35.48	28.16	-	-	10.53	9.39	9.95	9.67	55.97	47.22
6	Goa	180.50	158.40	-	-	15.34	5.62	79.25	49.57	275.09	213.59
7	Gujarat	30.34	23.24	11.73	9.94	14.25	9.66	0.46	-	56.78	42.84
8	Haryana	136.73	99.21	-	-	12.89	12.27	8.36	6.34	157.99	117.81
9	Himachal Pradesh	20.79	19.41	1.38	1.38	1.39	1.22	10.30	9.64	33.86	31.65
10	Jharkhand	21.07	15.84	54.73	42.54	15.15	13.46	12.11	9.50	103.05	81.34
11	Karnataka	33.89	28.55	12.51	9.03	7.10	5.00	1.04	0.83	54.54	43.41
12	Kerala	130.13	117.15	-	-	27.39	19.03	3.45	2.02	160.97	138.21
13	Madhya Pradesh	31.66	22.97	-	-	10.12	8.82	0.71	0.48	42.49	32.28
14	Maharashtra	66.25	58.23	5.82	5.38	6.10	5.39	0.90	0.79	79.08	69.80
15	Manipur	79.77	68.83	-	-	30.32	28.49	46.86	34.41	156.96	131.72
16	Meghalaya	27.34	24.13	11.22	10.53	17.83	15.33	17.17	15.82	73.56	65.81
17	Mizoram	21.61	16.23	-	-	11.97	9.42	19.95	12.69	53.53	38.33
18	Nagaland	34.70	36.04	16.27	20.71	78.16	80.75	36.10	36.23	165.23	173.73
19	Odisha	19.53	16.84	6.72	6.35	11.40	9.90	4.84	4.46	42.49	37.54
20	Punjab	140.78	128.71	-	-	37.65	31.81	12.78	10.14	191.21	170.66
21	Rajasthan	27.13	23.27	-	-	3.73	3.40	1.48	1.17	32.35	27.85
22	Sikkim	34.88	34.68	-	-	14.44	12.74	42.11	32.60	91.43	80.02
23	Tamil Nadu	68.63	61.11	15.49	14.57	11.86	10.91	0.09	0.09	96.07	86.68
24	Telangana	37.86	26.09	19.90	10.48	5.49	3.03	6.65	3.98	69.90	43.59
25	Tripura	79.09	61.90	44.11	30.44	37.14	34.27	123.06	90.73	283.39	217.35
26	Uttar Pradesh	116.37	85.74	-	-	55.62	39.90	0.34	0.28	172.33	125.92
27	Uttarakhand	19.89	20.17	11.20	9.88	6.85	6.37	3.35	3.04	41.29	39.46
28	West Bengal	106.55	67.34	26.05	17.87	36.55	24.01	3.32	0.94	172.47	110.17
29	A & N Islands	39.40	36.26	8.86	4.49	-	-	12.21	11.41	60.47	52.15
30	Chandigarh	6,121.93	5,268.42	-	-	813.16	741.23	873.68	754.39	7,808.77	6,764.04
31	D & N Haveli @	72.10	64.36	-	-	-	-	116.90	98.78	189.00	163.14
32	Daman & Diu @	500.00	383.36	-	-	-	-	-	-	500.00	383.36
33	Delh	5,540.98	4,968.52	-	-	658.34	572.39	-	-	6,199.32	5,540.91
34	Jammu and Kashmir	98.67	89.70	-	-	28.32	20.98	43.26	40.40	170.26	151.08
35	Ladakh	0.85	0.64	-	-	-	-	0.57	0.35	1.42	0.99
36	Lakshadweep	1,083.51	901.24	-	-	-	-	-	-	1,083.51	901.24
37	Puducherry	537.59	400.64	-	-	167.56	114.91	205.52	184.71	910.67	700.25
	All India	50.80	40.58	8.57	6.84	15.46	12.13	4.97	4.07	79.80	63.63

S: Sanctioned

A: Actual

@ "In exercise of the powers conferred by clause (a) of section 2 of the Dadra and Nagar Haveli and Daman and Diu (Merger of Union Territories) Act, 2019 (44 of 2019), the central government hereby appoints the 26th day of January, 2020, as the appointed day for the purposes of the said Act," according to a Home Ministry However, in some tables the Union Territories, i.e., UT Dadra & Nagar Haveli and Daman & Diu have been Provided Seperate data and for the some tables they have been provided combine data.



**TABLE 3.1.1 -- SANCTIONED (S) AND ACTUAL (A) STRENGTH OF POLICE FORCES IN STATES/UTs
AS ON 01.01.2020**

Sl. No.	STATES/UTs	STRENGTH OF CIVIL POLICE		STRENGTH OF DISTRICT ARMED RESERVE POLICE		TOTAL STRENGTH OF STATE ARMED POLICE		TOTAL STRENGTH OF STATE IRB	
		S	A	S	A	S	A	S	A
(1)	(2)	(3)	(4)	(5)	(6)	(7)	(8)	(9)	(10)
1	Andhra Pradesh	44,518	37,577	16,562	13,025	10,607	7,401	2,207	1,550
2	Arunachal Pradesh	8,405	6,327	0	0	1,868	1,703	5,010	4,516
3	Assam	23,720	19,235	12,097	8,462	43,073	36,546	8,069	7,365
4	Bihar	66,192	33,231	51,166	44,341	18,462	11,598	3,141	2,692
5	Chhattisgarh	47,969	38,071	0	0	14,237	12,698	13,458	13,070
6	Goa	6,682	5,864	0	0	568	208	2,934	1,835
7	Gujarat	59,547	45,608	23,023	19,507	27,960	18,963	897	0
8	Haryana	60,450	43,862	0	0	5,701	5,424	3,698	2,802
9	Himachal Pradesh	11,573	10,807	771	771	773	679	5,732	5,366
10	Jharkhand	16,819	12,645	43,698	33,966	12,093	10,743	9,667	7,584
11	Karnataka	65,005	54,747	23,984	17,321	13,621	9,590	1,989	1,601
12	Kerala	50,584	45,538	0	0	10,645	7,398	1,342	787
13	Madhya Pradesh	97,598	70,801	0	0	31,192	27,201	2,194	1,494
14	Maharashtra	2,03,864	1,79,183	17,924	16,567	18,757	16,581	2,781	2,445
15	Manipur	17,811	15,368	0	0	6,770	6,360	10,463	7,682
16	Meghalaya	6,133	5,413	2,516	2,361	3,998	3,438	3,852	3,548
17	Mizoram	4,556	3,421	0	0	2,524	1,985	4,206	2,675
18	Nagaland	5,615	5,832	2,633	3,352	12,648	13,067	5,842	5,862
19	Odisha	30,413	26,217	10,466	9,885	17,745	15,414	7,537	6,939
20	Punjab	70,901	64,820	0	0	18,961	16,018	6,435	5,109
21	Rajasthan	92,826	79,620	0	0	12,764	11,638	5,071	4,004
22	Sikkim	2,475	2,461	0	0	1,025	904	2,988	2,313
23	Tamil Nadu	89,267	79,489	20,142	18,947	15,426	14,194	115	115
24	Telangana	42,452	29,257	22,316	11,753	6,150	3,402	7,451	4,465
25	Tripura	8,293	6,491	4,625	3,192	3,894	3,594	12,904	9,514
26	Uttar Pradesh	2,80,456	2,06,618	0	0	1,34,036	96,160	823	672
27	Uttarakhand	10,639	10,785	5,988	5,284	3,664	3,409	1,792	1,628
28	West Bengal	94,564	59,769	23,118	15,859	32,441	21,310	2,946	837
29	A & N Islands	3,250	2,991	731	370	0	0	1,007	941
30	Chandigarh	6,979	6,006	0	0	927	845	996	860
31	D & N Haveli	354	316	0	0	0	0	574	485
32	Daman & Diu	553	424	0	0	0	0	0	0
33	Delhi	82,196	73,704	0	0	9,766	8,491	0	0
34	Jammu and Kashmir	52,863	48,053	0	0	15,172	11,239	23,178	21,646
35	Ladakh	1,430	1,082	0	0	0	0	963	591
36	Lakshadweep	321	267	0	0	0	0	0	0
37	Puducherry	2,634	1,963	0	0	821	563	1,007	905
	All India	16,69,907	13,33,863	2,81,760	2,24,963	5,08,289	3,98,764	1,63,269	1,33,898

TABLE 3.1.1 -- (CONTINUED . . .)

Sl. No.	STATES/UTs	TOTAL STRENGTH OF STATE POLICE (CIVIL + DISTRICT ARMED RESERVE (DAR) + SPL. ARMED + IRB)		VACANCY / SURPLUS	TOTAL ACTUAL STRENGTH OF WOMAN POLICE (CIVIL + DISTRICT ARMED RESERVE (DAR) + SPL. ARMED + IRB)
		S	A		
(1)	(2)	(11)	(12)	(13)	(14)
1	Andhra Pradesh	73,894	59,553	14,341	3,483
2	Arunachal Pradesh	15,283	12,546	2,737	1,087
3	Assam	86,959	71,608	15,351	5,434
4	Bihar	1,38,961	91,862	47,099	23,245
5	Chhattisgarh	75,664	63,839	11,825	4,510
6	Goa	10,184	7,907	2,277	836
7	Gujarat	1,11,427	84,078	27,349	9,847
8	Haryana	69,849	52,088	17,761	4,344
9	Himachal Pradesh	18,849	17,623	1,226	3,375
10	Jharkhand	82,277	64,938	17,339	4,635
11	Karnataka	1,04,599	83,259	21,340	6,895
12	Kerala	62,571	53,723	8,848	3,884
13	Madhya Pradesh	1,30,984	99,496	31,488	6,001
14	Maharashtra	2,43,326	2,14,776	28,550	26,890
15	Manipur	35,044	29,410	5,634	2,676
16	Meghalaya	16,499	14,760	1,739	851
17	Mizoram	11,286	8,081	3,205	580
18	Nagaland	26,738	28,113	-1,375	2,739
19	Odisha	66,161	58,455	7,706	5,854
20	Punjab	96,297	85,947	10,350	7,337
21	Rajasthan	1,10,661	95,262	15,399	9,339
22	Sikkim	6,488	5,678	810	458
23	Tamil Nadu	1,24,950	1,12,745	12,205	20,861
24	Telangana	78,369	48,877	29,492	2,500
25	Tripura	29,716	22,791	6,925	1,169
26	Uttar Pradesh	4,15,315	3,03,450	1,11,865	29,112
27	Uttarakhand	22,083	21,106	977	2,578
28	West Bengal	1,53,069	97,775	55,294	9,491
29	A & N Islands	4,988	4,302	686	553
30	Chandigarh	8,902	7,711	1,191	1,448
31	D & N Haveli	928	801	127	49
32	Daman & Diu	553	424	129	59
33	Delhi	91,962	82,195	9,767	10,110
34	Jammu and Kashmir	91,213	80,938	10,275	2,677
35	Ladakh	2,393	1,673	720	309
36	Lakshadweep	321	267	54	28
37	Puducherry	4,462	3,431	1,031	260
All India		26,23,225	20,91,488	5,31,737	2,15,504



TABLE 3.1.2 -- SANCTIONED (S) & ACTUAL (A) STRENGTH IN DIFFERENT RANKS IN CIVIL POLICE IN STATES/UTs

AS ON 01.01.2020

Sl. No.	STATES/UTs	DGP/SPL. DGP			ADDL.DGP			IGP			DIG			AIGP/SSP/SP/COMMANDANT		
		S	A	V	S	A	V	S	A	V	S	A	V	S	A	V
(1)	(2)	(3)	(4)	(5)	(6)	(7)	(8)	(9)	(10)	(11)	(12)	(13)	(14)	(15)	(16)	(17)
1	Andhra Pradesh	9	9	0	16	16	0	16	12	4	13	10	3	70	68	2
2	Arunachal Pradesh	1	1	0	0	0	0	2	5	-3	6	7	-1	26	25	1
3	Assam	4	4	0	10	10	0	13	5	8	21	18	3	78	75	3
4	Bihar	3	6	-3	9	11	-2	23	14	9	20	25	-5	54	55	-1
5	Chhattisgarh	2	1	1	3	4	-1	8	5	3	11	9	2	51	42	9
6	Goa	0	0	0	1	0	1	1	1	0	2	2	0	15	9	6
7	Gujarat	6	4	2	21	15	6	36	22	14	17	11	6	122	109	13
8	Haryana	7	4	3	8	4	4	26	12	14	14	10	4	81	55	26
9	Himachal Pradesh	1	4	-3	7	6	1	20	16	4	14	9	5	51	46	5
10	Jharkhand	2	3	-1	6	8	-2	14	7	7	14	11	3	149	54	95
11	Karnataka	6	6	0	23	22	1	27	18	9	25	16	9	166	123	43
12	Kerala	8	6	2	10	10	0	17	13	4	14	13	1	58	54	4
13	Madhya Pradesh	5	12	-7	16	45	-29	36	26	10	22	30	-8	87	109	-22
14	Maharashtra	8	8	0	32	24	8	44	34	10	39	33	6	261	245	16
15	Manipur	1	1	0	5	4	1	8	6	2	9	5	4	31	27	4
16	Meghalaya	1	1	0	6	2	4	6	2	4	8	8	0	33	32	1
17	Mizoram	1	1	0	1	0	1	1	3	-2	5	6	-1	24	26	-2
18	Nagaland	2	2	0	2	2	0	12	10	2	15	14	1	44	44	0
19	Odisha	1	3	-2	7	7	0	18	12	6	17	7	10	69	55	14
20	Punjab	10	7	3	18	15	3	33	36	-3	11	11	0	224	252	-28
21	Rajasthan	2	5	-3	8	19	-11	22	18	4	16	24	-8	157	98	59
22	Sikkim	1	2	-1	2	1	1	3	3	0	6	5	1	21	20	1
23	Tamil Nadu	8	6	2	21	19	2	40	33	7	30	26	4	143	142	1
24	Telangana	2	5	-3	6	18	-12	16	20	-4	14	12	2	83	60	23
25	Tripura	2	1	1	1	1	0	6	2	4	4	4	0	21	24	-3
26	Uttar Pradesh	7	15	-8	21	44	-23	51	30	21	50	37	13	151	196	-45
27	Uttarakhand	1	2	-1	1	1	0	4	4	0	6	9	-3	16	17	-1
28	West Bengal	10	10	0	31	29	2	41	33	8	69	60	9	169	106	63
29	A & N Islands	0	0	0	1	1	0	1	2	-1	2	2	0	4	8	-4
30	Chandigarh	0	0	0	0	1	-1	1	0	1	1	1	0	4	4	0
31	D & N Haveli	0	0	0	0	0	0	0	0	0	0	0	0	1	1	0
32	Daman & Diu	0	0	0	0	0	0	0	0	0	1	1	0	2	3	-1
33	Delhi	1	1	0	10	15	-5	20	14	6	20	22	-2	52	47	5
34	Jammu and Kashmir	4	4	0	7	10	-3	19	15	4	21	11	10	190	171	19
35	Ladakh	0	0	0	0	0	0	1	1	0	0	1	-1	8	8	0
36	Lakshadweep	0	0	0	0	0	0	0	0	0	0	1	-1	1	1	0
37	Puducherry	1	1	0	0	0	0	1	1	0	0	1	-1	23	13	10
All India		117	135	-18	310	364	-54	587	435	152	537	472	65	2,740	2,424	316

TABLE 3.1.2 -- (CONTINUED . . .)

SI. No.	STATES/UTs	ADDL. SP/DY. COMMANDANT			ASP/DY.SP/ASST. COMMANDANT			INSPECTOR / RI		
		S	A	V	S	A	V	S	A	V
(1)	(2)	(18)	(19)	(20)	(21)	(22)	(23)	(24)	(25)	(26)
1	Andhra Pradesh	91	72	19	404	359	45	931	876	55
2	Arunachal Pradesh	26	17	9	58	58	-	186	166	20
3	Assam	77	70	7	188	132	56	592	505	87
4	Bihar	25	12	13	661	382	279	1,538	1,181	357
5	Chhattisgarh	53	70	-17	311	225	86	841	642	199
6	Goa	0	0	0	33	17	16	82	77	5
7	Gujarat	0	0	0	298	254	44	1,184	1,051	133
8	Haryana	20	1	19	182	150	32	984	848	136
9	Himachal Pradesh	40	33	7	145	129	16	224	180	44
10	Jharkhand	39	2	37	390	330	60	991	782	209
11	Karnataka	11	8	3	611	525	86	1,677	1,510	167
12	Kerala	19	3	16	298	247	51	735	553	182
13	Madhya Pradesh	266	240	26	1,010	769	241	2,383	1,150	1,233
14	Maharashtra	57	54	3	871	511	360	7,999	6,291	1,708
15	Manipur	67	59	8	100	54	46	299	279	20
16	Meghalaya	7	7	0	50	40	10	188	186	2
17	Mizoram	21	16	5	48	38	10	170	165	5
18	Nagaland	64	64	0	168	132	36	236	230	6
19	Odisha	121	103	18	493	239	254	1,150	1,050	100
20	Punjab	0	0	0	590	562	28	989	745	244
21	Rajasthan	305	288	17	554	489	65	1,489	1,059	430
22	Sikkim	22	12	10	52	30	22	47	59	-12
23	Tamil Nadu	117	91	26	720	667	53	2,420	2,396	24
24	Telangana	93	109	-16	312	318	-6	908	865	43
25	Tripura	15	1	14	67	96	-29	184	107	77
26	Uttar Pradesh	296	278	18	968	603	365	5,000	3,995	1,005
27	Uttarakhand	9	14	-5	42	51	-9	182	120	62
28	West Bengal	96	72	24	546	477	69	1,773	1,242	531
29	A & N Islands	0	0	0	12	15	-3	58	51	7
30	Chandigarh	3	0	3	21	18	3	63	63	-
31	D & N Haveli	1	0	1	1	1	-	3	3	-
32	Daman & Diu	0	0	0	2	3	-1	8	3	5
33	Delhi	38	26	12	304	307	-3	1,358	1,397	-39
34	Jammu and Kashmir	0	0	0	570	518	52	1,055	822	233
35	Ladakh	3	3	0	18	13	5	26	39	-13
36	Lakshadweep	0	0	0	1	3	-2	4	4	-
37	Puducherry	0	0	0	-	-	-	62	58	4
	All India	2,002	1,725	277	11,099	8,762	2,337	38,019	30,750	7,269


TABLE 3.1.2 -- (CONTINUED . . .)

Sl. No.	STATES/UTs	S.I./RSI			A.S.I./ARSI			HEAD CONSTABLE		
		S	A	V	S	A	V	S	A	V
(1)	(2)	(27)	(28)	(29)	(30)	(31)	(32)	(33)	(34)	(35)
1	Andhra Pradesh	2,926	2,587	339	3,167	3,137	30	8,892	8,584	308
2	Arunachal Pradesh	436	143	293	479	398	81	1,463	940	523
3	Assam	2,789	1,686	1,103	2,178	1,886	292	1,894	1,673	221
4	Bihar	17,535	8,669	8,866	14,472	7,310	7,162	3,945	542	3,403
5	Chhattisgarh	2,314	1,570	744	2,906	2,405	501	6,218	4,561	1,657
6	Goa	435	230	205	261	240	21	1,029	1,029	-
7	Gujarat	3,306	2,143	1,163	7,276	6,331	945	12,208	10,321	1,887
8	Haryana	3,060	2,035	1,025	5,521	4,486	1,035	10,690	7,155	3,535
9	Himachal Pradesh	517	448	69	1,034	882	152	1,802	1,614	188
10	Jharkhand	7,784	4,897	2,887	7,430	6,551	879	-	-	-
11	Karnataka	3,674	1,927	1,747	5,832	5,604	228	17,542	17,089	453
12	Kerala	2,371	2,026	345	2,144	1,709	435	11,421	10,809	612
13	Madhya Pradesh	8,135	4,675	3,460	12,191	5,308	6,883	20,524	11,701	8,823
14	Maharashtra	9,817	7,964	1,853	17,601	13,219	4,382	79,079	71,249	7,830
15	Manipur	1,206	1,033	173	1,950	1,081	869	3,463	2,598	865
16	Meghalaya	881	788	93	185	178	7	540	468	72
17	Mizoram	443	350	93	457	351	106	908	740	168
18	Nagaland	422	403	19	352	331	21	461	447	14
19	Odisha	3,498	2,418	1,080	4,673	3,185	1,488	1,456	1,173	283
20	Punjab	2,693	1,978	715	4,563	3,801	762	10,064	9,223	841
21	Rajasthan	4,188	2,165	2,023	6,348	4,045	2,303	16,961	13,591	3,370
22	Sikkim	134	108	26	200	357	-157	394	359	35
23	Tamil Nadu	6,803	5,447	1,356	-	-	-	17,049	16,291	758
24	Telangana	2,954	2,264	690	2,469	2,317	152	6,180	3,736	2,444
25	Tripura	744	498	246	645	359	286	593	354	239
26	Uttar Pradesh	40,000	22,529	17,471	NA	NA	-	60,000	38,896	21,104
27	Uttarakhand	1,302	1,277	25	-	-	-	1,034	643	391
28	West Bengal	10,649	8,241	2,408	13,634	9,182	4,452	-	-	-
29	A & N Islands	230	151	79	122	95	27	577	526	51
30	Chandigarh	339	339	-	275	223	52	1,439	1,369	70
31	D & N Haveli	16	16	-	8	6	2	85	66	19
32	Daman & Diu	29	23	6	29	12	17	110	86	24
33	Delhi	7,456	6,050	1,406	6,808	7,733	-925	21,232	19,234	1,998
34	Jammu and Kashmir	3,828	2,030	1,798	4,577	3,138	1,439	10,023	7,825	2,198
35	Ladakh	100	57	43	122	147	-25	307	341	-34
36	Lakshadweep	16	6	10	5	5	-	64	56	8
37	Puducherry	258	112	146	98	48	50	521	425	96
	All India	1,53,288	99,283	54,005	1,30,012	96,060	33,952	3,30,168	2,65,714	64,454

TABLE 3.1.2 -- (CONTINUED . . .)

Sl. No.	STATES/UTs	CONSTABLE			OTHERS IF ANY			TOTAL		
		S	A	V	S	A	V	S	A	V
(1)	(2)	(36)	(37)	(38)	(39)	(40)	(41)	(42)	(43)	(44)
1	Andhra Pradesh	27,983	21,847	6,136	-	-	-	44,518	37,577	6,941
2	Arunachal Pradesh	5,176	4,231	945	546	336	210	8,405	6,327	2,078
3	Assam	15,078	12,437	2,641	798	734	64	23,720	19,235	4,485
4	Bihar	27,907	15,024	12,883	-	-	-	66,192	33,231	32,961
5	Chhattisgarh	29,700	24,921	4,779	5,551	3,616	1,935	47,969	38,071	9,898
6	Goa	3,490	3,292	198	1,333	967	366	6,682	5,864	818
7	Gujarat	35,073	25,347	9,726	-	-	-	59,547	45,608	13,939
8	Haryana	39,857	29,102	10,755	-	-	-	60,450	43,862	16,588
9	Himachal Pradesh	7,718	7,440	278	-	-	-	11,573	10,807	766
10	Jharkhand	-	-	-	-	-	-	16,819	12,645	4,174
11	Karnataka	35,411	27,899	7,512	-	-	-	65,005	54,747	10,258
12	Kerala	28,519	26,177	2,342	4,970	3,918	1,052	50,584	45,538	5,046
13	Madhya Pradesh	51,963	46,736	5,227	960	-	960	97,598	70,801	26,797
14	Maharashtra	88,056	79,551	8,505	-	-	-	2,03,864	1,79,183	24,681
15	Manipur	10,672	10,221	451	-	-	-	17,811	15,368	2,443
16	Meghalaya	4,018	3,532	486	210	169	41	6,133	5,413	720
17	Mizoram	2,111	1,381	730	366	344	22	4,556	3,421	1,135
18	Nagaland	3,837	4,153	-316	-	-	-	5,615	5,832	-217
19	Odisha	18,910	17,965	945	-	-	-	30,413	26,217	4,196
20	Punjab	50,466	47,171	3,295	1,240	1,019	221	70,901	64,820	6,081
21	Rajasthan	62,776	57,819	4,957	-	-	-	92,826	79,620	13,206
22	Sikkim	1,593	1,320	273	-	185	-185	2,475	2,461	14
23	Tamil Nadu	61,916	54,371	7,545	-	-	-	89,267	79,489	9,778
24	Telangana	29,414	19,532	9,882	1	1	-	42,452	29,257	13,195
25	Tripura	5,537	4,746	791	474	298	176	8,293	6,491	1,802
26	Uttar Pradesh	1,73,912	1,39,995	33,917	NA	NA	-	2,80,456	2,06,618	73,838
27	Uttarakhand	8,042	8,647	-605	NA	NA	-	10,639	10,785	-146
28	West Bengal	65,575	38,970	26,605	1,971	1,347	624	94,564	59,769	34,795
29	A & N Islands	1,821	1,802	19	422	338	84	3,250	2,991	259
30	Chandigarh	4,574	3,830	744	259	158	101	6,979	6,006	973
31	D & N Haveli	207	196	11	32	27	5	354	316	38
32	Daman & Diu	319	271	48	53	22	31	553	424	129
33	Delhi	43,191	37,734	5,457	1,706	1,124	582	82,196	73,704	8,492
34	Jammu and Kashmir	30,037	30,952	-915	2,532	2,557	-25	52,863	48,053	4,810
35	Ladakh	781	447	334	64	25	39	1,430	1,082	348
36	Lakshadweep	230	191	39	-	-	-	321	267	54
37	Puducherry	1,670	1,304	366	-	-	-	2,634	1,963	671
	All India	9,77,540	8,10,554	1,66,986	23,488	17,185	6,303	16,69,907	13,33,863	3,36,044



TABLE 3.1.3 (A) -- SANCTIONED (S) & ACTUAL (A) STRENGTH IN DIFFERENT RANKS IN DISTRICT ARMED RESERVE (DAR) POLICE IN STATES/UTs

AS ON 01.01.2020

Sl. No.	STATES/UTs	AIGP/SSP/SP/COMMANDANT			ADDL. SP/DY. COMMANDANT			ASP/DY.SP/ASSTT. COMMANDANT			INSPECTOR / RI		
		S	A	V	S	A	V	S	A	V	S	A	V
(1)	(2)	(3)	(4)	(5)	(6)	(7)	(8)	(9)	(10)	(11)	(12)	(13)	(14)
1	Andhra Pradesh	3	2	1	20	19	1	53	53	0	175	163	12
2	Arunachal Pradesh	0	0	0	0	0	0	0	0	0	0	0	0
3	Assam	0	0	0	0	0	0	0	0	0	32	31	1
4	Bihar	0	0	0	0	0	0	0	0	0	497	145	352
5	Chhattisgarh	0	0	0	0	0	0	0	0	0	0	0	0
6	Goa	NA	NA	-	NA	NA	-	NA	NA	-	NA	NA	-
7	Gujarat	21	15	6	0	0	0	88	88	0	190	158	32
8	Haryana	0	0	0	0	0	0	0	0	0	0	0	0
9	Himachal Pradesh	0	0	0	0	0	0	0	0	0	1	1	0
10	Jharkhand	0	0	0	0	0	0	0	0	0	0	0	0
11	Karnataka	0	0	0	0	0	0	0	0	0	23	19	4
12	Kerala	0	0	0	0	0	0	0	0	0	0	0	0
13	Madhya Pradesh	NA	NA	-	NA	NA	-	NA	NA	-	NA	NA	-
14	Maharashtra	16	15	1	0	0	0	90	27	63	489	438	51
15	Manipur	0	0	0	0	0	0	0	0	0	0	0	0
16	Meghalaya	0	0	0	0	0	0	0	0	0	3	3	0
17	Mizoram	0	0	0	0	0	0	0	0	0	0	0	0
18	Nagaland	13	11	2	11	11	0	26	25	1	96	90	6
19	Odisha	0	0	0	0	0	0	0	0	0	40	38	2
20	Punjab	0	0	0	0	0	0	0	0	0	0	0	0
21	Rajasthan	0	0	0	0	0	0	0	0	0	0	0	0
22	Sikkim	0	0	0	0	0	0	0	0	0	0	0	0
23	Tamil Nadu	6	5	1	5	5	0	76	68	8	314	312	2
24	Telangana	4	3	1	36	35	1	60	50	10	157	123	34
25	Tripura	0	0	0	0	0	0	12	8	4	51	15	36
26	Uttar Pradesh	NA	NA	-	NA	NA	-	NA	NA	-	NA	NA	-
27	Uttarakhand	0	0	0	6	5	1	25	7	18	25	20	5
28	West Bengal	0	0	0	0	0	0	0	0	0	0	0	0
29	A & N Islands	0	1	-1	0	0	0	2	2	0	4	3	1
30	Chandigarh	0	0	0	0	0	0	0	0	0	0	0	0
31	D & N Haveli	0	0	0	0	0	0	0	0	0	0	0	0
32	Daman & Diu	0	0	0	0	0	0	0	0	0	0	0	0
33	Delhi	0	0	0	0	0	0	0	0	0	0	0	0
34	Jammu and Kashmir	NA	NA	-	NA	NA	-	NA	NA	-	NA	NA	-
35	Ladakh	0	0	0	0	0	0	0	0	0	0	0	0
36	Lakshadweep	0	0	0	0	0	0	0	0	0	0	0	0
37	Puducherry	0	0	0	0	0	0	0	0	0	0	0	0
	All India	63	52	11	78	75	3	432	328	104	2,097	1,559	538

TABLE 3.1.3 (A) -- (CONTINUED . . .)

Sl. No.	STATES/UTs	S.I./RSI			A.S.I./ARSI			HEAD CONSTABLE		
		S	A	V	S	A	V	S	A	V
(1)	(2)	(15)	(16)	(17)	(18)	(19)	(20)	(21)	(22)	(23)
1	Andhra Pradesh	470	319	151	979	542	437	3,412	3,273	139
2	Arunachal Pradesh	-	-	-	-	-	-	-	-	-
3	Assam	139	135	4	-	-	-	2,232	1,599	633
4	Bihar	1,998	1,056	942	-	-	-	8,425	3,236	5,189
5	Chhattisgarh	-	-	-	-	-	-	-	-	-
6	Goa	NA	NA	-	NA	NA	-	NA	NA	-
7	Gujarat	661	440	221	2,023	1,162	861	2,066	2,012	54
8	Haryana	-	-	-	-	-	-	-	-	-
9	Himachal Pradesh	5	5	-	17	17	-	78	78	-
10	Jharkhand	-	-	-	-	-	-	8,417	5,544	2,873
11	Karnataka	67	60	7	118	71	47	587	254	333
12	Kerala	-	-	-	-	-	-	-	-	-
13	Madhya Pradesh	NA	NA	-	NA	NA	-	NA	NA	-
14	Maharashtra	1,280	891	389	1,291	1,232	59	5,830	5,587	243
15	Manipur	-	-	-	-	-	-	-	-	-
16	Meghalaya	51	49	2	-	-	-	-	-	-
17	Mizoram	-	-	-	-	-	-	-	-	-
18	Nagaland	-	-	-	48	38	10	741	795	-54
19	Odisha	174	140	34	125	76	49	1,717	1,546	171
20	Punjab	-	-	-	-	-	-	-	-	-
21	Rajasthan	-	-	-	-	-	-	-	-	-
22	Sikkim	-	-	-	-	-	-	-	-	-
23	Tamil Nadu	1,228	929	299	-	-	-	2,736	2,703	33
24	Telangana	418	220	198	1,091	979	112	3,403	3,189	214
25	Tripura	110	80	30	-	-	-	459	237	222
26	Uttar Pradesh	NA	NA	-	NA	NA	-	NA	NA	-
27	Uttarakhand	93	38	55	-	-	-	1,037	708	329
28	West Bengal	19	12	7	142	65	77	686	430	256
29	A & N Islands	20	12	8	1	10	-9	115	94	21
30	Chandigarh	-	-	-	-	-	-	-	-	-
31	D & N Haveli	-	-	-	-	-	-	-	-	-
32	Daman & Diu	-	-	-	-	-	-	-	-	-
33	Delhi	-	-	-	-	-	-	-	-	-
34	Jammu and Kashmir	NA	NA	-	NA	NA	-	NA	NA	-
35	Ladakh	-	-	-	-	-	-	-	-	-
36	Lakshadweep	-	-	-	-	-	-	-	-	-
37	Puducherry	-	-	-	-	-	-	-	-	-
All India		6,733	4,386	2,347	5,835	4,192	1,643	41,941	31,285	10,656


TABLE 3.1.3 (A) -- (CONTINUED . . .)

SI. No.	STATES/UTs	CONSTABLE			OTHERS IF ANY			TOTAL		
		S	A	V	S	A	V	S	A	V
(1)	(2)	(24)	(25)	(26)	(27)	(28)	(29)	(30)	(31)	(32)
1	Andhra Pradesh	11,450	8,654	2,796	0	0	0	16,562	13,025	3,537
2	Arunachal Pradesh	-	-	-	0	0	0	-	-	-
3	Assam	9,257	6,314	2,943	437	383	54	12,097	8,462	3,635
4	Bihar	40,246	39,904	342	0	0	0	51,166	44,341	6,825
5	Chhattisgarh	-	-	-	0	0	0	0	0	0
6	Goa	NA	NA	-	NA	NA	-	0	0	0
7	Gujarat	17,974	15,632	2,342	0	0	0	23,023	19,507	3,516
8	Haryana	-	-	-	0	0	0	0	0	0
9	Himachal Pradesh	670	670	-	0	0	0	771	771	-
10	Jharkhand	35,281	28,422	6,859	0	0	0	43,698	33,966	9,732
11	Karnataka	2,072	1,896	176	21,117	15021	6096	23,984	17,321	6,663
12	Kerala	-	-	-	0	0	0	-	-	-
13	Madhya Pradesh	NA	NA	-	NA	NA	-	-	-	-
14	Maharashtra	8,928	8,377	551	0	0	0	17,924	16,567	1,357
15	Manipur	-	-	-	0	0	0	-	-	-
16	Meghalaya	220	210	10	2,242	2099	143	2,516	2361	155
17	Mizoram	-	-	-	0	0	0	-	-	-
18	Nagaland	1,642	2,330	-688	56	52	4	2,633	3352	-719
19	Odisha	8,410	8,085	325	0	0	0	10,466	9,885	581
20	Punjab	-	-	-	0	0	0	-	-	-
21	Rajasthan	-	-	-	0	0	0	0	0	0
22	Sikkim	-	-	-	0	0	0	0	0	0
23	Tamil Nadu	15,777	14,925	852	0	0	0	20,142	18,947	1195
24	Telangana	17,147	7,154	9,993	0	0	0	22,316	11,753	10,563
25	Tripura	2,982	2,255	727	1,011	597	414	4,625	3,192	1,433
26	Uttar Pradesh	NA	NA	-	NA	NA	-	-	-	-
27	Uttarakhand	3,741	3,451	290	1,061	1055	6	5,988	5,284	704
28	West Bengal	2,479	1,881	598	19,792	13471	6321	23,118	15,859	7,259
29	A & N Islands	543	187	356	46	61	-15	731	370	361
30	Chandigarh	-	-	-	0	0	0	-	-	-
31	D & N Haveli	-	-	-	0	0	0	-	-	-
32	Daman & Diu	-	-	-	0	0	0	0	0	0
33	Delhi	-	-	-	0	0	0	0	0	0
34	Jammu and Kashmir	NA	NA	-	NA	NA	-	0	0	0
35	Ladakh	-	-	-	0	0	0	0	0	0
36	Lakshadweep	-	-	-	0	0	0	0	0	0
37	Puducherry	-	-	-	0	0	0	0	0	0
	All India	1,78,819	1,50,347	28,472	45,762	32,739	13,023	2,81,760	2,24,963	56,797

TABLE 3.1.3 (B)- SANCTIONED (S) & ACTUAL (A) STRENGTH IN DIFFERENT RANKS IN SPECIAL ARMED POLICE BATTALION IN STATES/UTs

AS ON 01.01.2020

Sl. No.	STATES/UTs	NO. OF BATTALIONS	DGP/SPL. DGP			ADDL.DGP			IGP			DIG		
			S	A	V	S	A	V	S	A	V	S	A	V
(1)	(2)	(3)	(4)	(5)	(6)	(7)	(8)	(9)	(10)	(11)	(12)	(13)	(14)	(15)
1	Andhra Pradesh	6	0	0	0	0	0	0	1	1	0	0	0	0
2	Arunachal Pradesh	2	0	0	0	0	0	0	0	0	0	0	0	0
3	Assam	19	0	0	0	1	1	0	1	0	1	2	2	0
4	Bihar	16	0	0	0	1	1	0	1	0	1	2	1	1
5	Chhattisgarh	9	0	0	0	1	1	0	1	0	1	6	3	3
6	Goa	1	0	0	0	0	0	0	0	0	0	0	0	0
7	Gujarat	0	0	0	0	0	0	0	0	0	0	0	0	0
8	Haryana	5	0	0	0	0	0	0	1	1	0	1	1	0
9	Himachal Pradesh	1	0	0	0	0	0	0	0	0	0	0	0	0
10	Jharkhand	10	0	0	0	0	0	0	0	0	0	0	0	0
11	Karnataka	12	0	0	0	1	1	0	1	1	0	1	0	1
12	Kerala	11	0	0	0	1	1	0	0	0	0	1	1	0
13	Madhya Pradesh	22	0	1	-1	1	0	1	5	4	1	0	0	0
14	Maharashtra	13	0	0	0	1	1	0	2	0	2	1	1	0
15	Manipur	6	0	0	0	1	1	0	2	2	0	2	1	1
16	Meghalaya	2	0	0	0	0	0	0	0	0	0	0	0	0
17	Mizoram	3	0	0	0	0	0	0	0	0	0	1	1	0
18	Nagaland	8	0	0	0	1	1	0	1	1	0	2	2	0
19	Odisha	15	0	0	0	0	0	0	0	0	0	0	0	0
20	Punjab	20	1	1	0	0	0	0	3	2	1	4	2	2
21	Rajasthan	12	0	0	0	1	1	0	1	2	-1	2	1	1
22	Sikkim	1	0	0	0	0	0	0	0	0	0	0	0	0
23	Tamil Nadu	15	0	0	0	0	0	0	0	0	0	0	0	0
24	Telangana	5	0	0	0	1	1	0	0	0	0	5	3	2
25	Tripura	4	0	0	0	1	0	1	1	1	0	4	2	2
26	Uttar Pradesh	33	NA	NA	-	1	1	0	5	4	1	8	4	4
27	Uttarakhand	3	0	0	0	0	0	0	1	1	0	0	0	0
28	West Bengal	36	0	0	0	2	1	1	2	1	1	7	7	0
29	A & N Islands	NA	NA	NA	-	NA	NA	-	NA	NA	-	NA	NA	-
30	Chandigarh	1	0	0	0	0	0	0	0	0	0	0	0	0
31	D & N Haveli	0	0	0	0	0	0	0	0	0	0	0	0	0
32	Daman & Diu	0	0	0	0	0	0	0	0	0	0	0	0	0
33	Delhi	12	0	0	0	0	1	-1	0	1	-1	0	2	-2
34	Jammu and Kashmir	15	0	0	0	1	1	0	2	2	0	2	0	2
35	Ladakh	0	0	0	0	0	0	0	0	0	0	0	0	0
36	Lakshadweep	0	0	0	0	0	0	0	0	0	0	0	0	0
37	Puducherry	0	0	0	0	0	0	0	0	0	0	0	0	0
	All India	318	1	2	-1	16	14	2	31	24	7	51	34	17



TABLE 3.1.3 (B) -- (CONTINUED . . .)

Sl. No.	STATES/UTs	NO. OF BATTALIONS	AIGP/SSP/SP/COMMANDANT			ADDL. SP/DY. COMMANDANT			ASP/DY.SP/ASST. COMMANDANT			INSPECTOR / RI		
			S	A	V	S	A	V	S	A	V	S	A	V
(1)	(2)	(3)	(16)	(17)	(18)	(19)	(20)	(21)	(22)	(23)	(24)	(25)	(26)	(27)
1	Andhra Pradesh	6	7	7	0	21	21	0	49	49	0	180	137	43
2	Arunachal Pradesh	2	2	1	1	0	0	0	12	2	10	14	14	-
3	Assam	19	26	26	0	17	17	0	223	73	150	316	292	24
4	Bihar	16	17	11	6	21	1	20	49	25	24	177	113	64
5	Chhattisgarh	9	19	13	6	18	12	6	90	44	46	206	134	72
6	Goa	1	0	0	0	0	0	0	3	1	2	5	1	4
7	Gujarat	0	21	8	13	0	0	0	88	85	3	188	100	88
8	Haryana	5	5	5	0	0	1	-1	26	12	14	63	54	9
9	Himachal Pradesh	1	1	1	0	0	0	0	2	3	-1	9	6	3
10	Jharkhand	10	0	0	0	0	0	0	0	0	0	126	81	45
11	Karnataka	12	22	19	3	5	3	2	69	34	35	187	135	52
12	Kerala	11	10	6	4	11	3	8	39	26	13	63	63	-
13	Madhya Pradesh	22	23	23	0	32	23	9	114	73	41	415	324	91
14	Maharashtra	13	18	16	2	94	26	68	1	0	1	211	202	9
15	Manipur	6	13	11	2	33	23	10	55	32	23	104	89	15
16	Meghalaya	2	3	3	0	6	4	2	29	20	9	62	52	10
17	Mizoram	3	6	5	1	3	3	0	18	14	4	33	30	3
18	Nagaland	8	8	8	0	24	24	0	48	38	10	56	52	4
19	Odisha	15	26	12	14	38	39	-1	139	81	58	182	123	59
20	Punjab	20	24	21	3	41	23	18	153	108	45	289	273	16
21	Rajasthan	12	0	6	-6	18	13	5	50	23	27	134	77	57
22	Sikkim	1	1	1	0	1	1	0	5	0	5	11	6	5
23	Tamil Nadu	15	10	10	0	16	11	5	52	20	32	151	150	1
24	Telangana	5	10	9	1	0	0	0	20	19	1	63	59	4
25	Tripura	4	4	4	0	3	0	3	26	15	11	43	33	10
26	Uttar Pradesh	33	33	28	5	39	29	10	108	40	68	1,066	399	667
27	Uttarakhand	3	3	3	0	3	2	1	9	3	6	29	14	15
28	West Bengal	36	37	20	17	12	8	4	165	108	57	290	184	106
29	A & N Islands	NA	NA	NA	-	NA	NA	-	NA	NA	-	NA	NA	-
30	Chandigarh	1	1	0	1	3	0	3	7	7	0	8	8	-
31	D & N Haveli	0	0	0	0	0	0	0	0	0	0	-	-	-
32	Daman & Diu	0	0	0	0	0	0	0	0	0	0	-	-	-
33	Delhi	12	2	4	-2	16	9	7	44	51	-7	67	43	24
34	Jammu and Kashmir	15	39	15	24	0	0	0	116	57	59	147	84	63
35	Ladakh	0	0	0	0	0	0	0	0	0	0	-	-	-
36	Lakshadweep	0	0	0	0	0	0	0	0	0	0	-	-	-
37	Puducherry	0	1	1	0	0	0	0	0	0	0	6	3	3
All India		318	392	297	95	475	296	179	1,809	1,063	746	4,901	3,335	1,566

TABLE 3.1.3 (B) -- (CONTINUED . . .)

Sl. No.	STATES/UTs	NO. OF BATTALIONS	S.I./RSI			A.S.I./ARSI			HEAD CONSTABLE		
			S	A	V	S	A	V	S	A	V
(1)	(2)	(3)	(28)	(29)	(30)	(31)	(32)	(33)	(34)	(35)	(36)
1	Andhra Pradesh	6	455	416	39	374	362	12	2,352	1,760	592
2	Arunachal Pradesh	2	42	38	4	7	6	1	319	303	16
3	Assam	19	1,048	1,010	38	238	209	29	6,729	5,582	1,147
4	Bihar	16	914	671	243	252	25	227	3,146	2,095	1,051
5	Chhattisgarh	9	527	364	163	896	729	167	2,610	2,101	509
6	Goa	1	15	8	7	10	20	-10	85	73	12
7	Gujarat	0	464	300	164	2,301	2,006	295	4,056	3,729	327
8	Haryana	5	148	140	8	212	177	35	682	517	165
9	Himachal Pradesh	1	26	22	4	20	17	3	161	72	89
10	Jharkhand	10	694	618	76	42	38	4	2,409	2,383	26
11	Karnataka	12	341	237	104	1,278	1,200	78	3,860	3,523	337
12	Kerala	11	184	184	-	76	76	-	1,403	1,392	11
13	Madhya Pradesh	22	1,241	900	341	2,018	1,510	508	5,799	4,600	1,199
14	Maharashtra	13	437	392	45	1,578	1,378	200	3,950	3,083	867
15	Manipur	6	201	109	92	-	-	-	1,393	1,345	48
16	Meghalaya	2	174	164	10	-	-	-	503	277	226
17	Mizoram	3	90	89	1	18	7	11	360	355	5
18	Nagaland	8	333	321	12	-	-	-	2,934	3,144	-210
19	Odisha	15	545	400	145	217	207	10	2,637	2,289	348
20	Punjab	20	630	615	15	1,178	1,163	15	3,452	3,013	439
21	Rajasthan	12	367	152	215	-	-	-	2,389	2,121	268
22	Sikkim	1	20	31	-11	71	93	-22	180	283	-103
23	Tamil Nadu	15	477	477	-	-	-	-	1,580	1,346	234
24	Telangana	5	168	110	58	354	334	20	1,271	828	443
25	Tripura	4	106	85	21	-	-	-	516	470	46
26	Uttar Pradesh	33	3,555	1,132	2,423	NA	-	-	26,717	9,526	17,191
27	Uttarakhand	3	84	82	2	-	-	-	584	414	170
28	West Bengal	36	1,188	597	591	5,653	2,386	3,267	-	-	-
29	A & N Islands	NA	NA	NA	-	NA	NA	-	NA	NA	-
30	Chandigarh	1	25	25	-	18	18	-	164	164	-
31	D & N Haveli	0	-	-	-	-	-	-	-	-	-
32	Daman & Diu	0	-	-	-	-	-	-	-	-	-
33	Delhi	12	403	240	163	261	184	77	1,853	1,612	241
34	Jammu and Kashmir	15	718	287	431	645	356	289	2,888	2,226	662
35	Ladakh	0	-	-	-	-	-	-	-	-	-
36	Lakshadweep	0	-	-	-	-	-	-	-	-	-
37	Puducherry	0	18	8	10	3	1	2	100	100	-
All India		318	15,638	10,224	5,414	17,720	12,502	5,218	87,082	60,726	26,356


TABLE 3.1.3 (B) -- (CONTINUED . . .)

Sl. No.	STATES/UTs	NO. OF BATTALIONS	CONSTABLE			OTHERS IF ANY			TOTAL		
			S	A	V	S	A	V	S	A	V
(1)	(2)	(3)	(37)	(38)	(39)	(40)	(41)	(42)	(43)	(44)	(45)
1	Andhra Pradesh	6	7,168	4,648	2,520	0	0	0	10,607	7,401	3,206
2	Arunachal Pradesh	2	1,282	1,170	112	190	169	21	1,868	1,703	165
3	Assam	19	31,598	27,223	4,375	2874	2111	763	43,073	36,546	6,527
4	Bihar	16	13,368	8,406	4,962	514	249	265	18,462	11,598	6,864
5	Chhattisgarh	9	9,796	9,280	516	67	17	50	14,237	12,698	1,539
6	Goa	1	450	105	345	0	0	0	568	208	360
7	Gujarat	0	20,842	12,735	8,107	0	0	0	27,960	18,963	8,997
8	Haryana	5	4,563	4,516	47	0	0	0	5,701	5,424	277
9	Himachal Pradesh	1	554	558	-4	0	0	0	773	679	94
10	Jharkhand	10	8,822	7,623	1,199	0	0	0	12,093	10,743	1,350
11	Karnataka	12	7,856	4,437	3,419	0	0	0	13,621	9,590	4,031
12	Kerala	11	8,857	5,646	3,211	0	0	0	10,645	7,398	3,247
13	Madhya Pradesh	22	21,301	19,743	1,558	243	0	243	31,192	27,201	3,991
14	Maharashtra	13	12,464	11,482	982	0	0	0	18,757	16,581	2,176
15	Manipur	6	4,966	4,747	219	0	0	0	6,770	6,360	410
16	Meghalaya	2	2,985	2,704	281	236	214	22	3,998	3,438	560
17	Mizoram	3	1,635	1,140	495	360	341	19	2,524	1,985	539
18	Nagaland	8	9,241	9,476	-235	0	0	0	12,648	13,067	-419
19	Odisha	15	13,961	12,263	1,698	0	0	0	17,745	15,414	2,331
20	Punjab	20	13,059	10,691	2,368	127	106	21	18,961	16,018	2,943
21	Rajasthan	12	9,802	9,242	560	0	0	0	12,764	11,638	1,126
22	Sikkim	1	677	436	241	59	53	6	1,025	904	121
23	Tamil Nadu	15	13,140	12,180	960	0	0	0	15,426	14,194	1,232
24	Telangana	5	4,258	2,039	2,219	0	0	0	6,150	3,402	2,748
25	Tripura	4	2,275	2,203	72	915	781	134	3,894	3,594	300
26	Uttar Pradesh	33	1,02,504	84,997	17,507	NA	NA	-	1,34,036	96,160	37,876
27	Uttarakhand	3	2,569	2,537	32	382	353	29	3,664	3,409	255
28	West Bengal	36	24,716	17,805	6,911	369	193	176	32,441	21,310	11,131
29	A & N Islands	NA	NA	NA	-	NA	NA	-	-	-	-
30	Chandigarh	1	701	623	78	NA	NA	-	927	845	82
31	D & N Haveli	0	-	-	-	0	0	0	-	-	-
32	Daman & Diu	0	-	-	-	0	0	0	0	0	0
33	Delhi	12	6,532	6,159	373	588	185	403	9,766	8,491	1,275
34	Jammu and Kashmir	15	9,440	7,325	2,115	1174	886	288	15,172	11,239	3,933
35	Ladakh	0	-	-	-	0	0	0	0	0	0
36	Lakshadweep	0	-	-	-	0	0	0	0	0	0
37	Puducherry	0	637	424	213	56	26	30	821	563	258
	All India	318	3,72,019	3,04,563	67,456	8,154	5,684	2,470	5,08,289	3,98,764	1,09,525

TABLE 3.1.3 (C)- SANCTIONED (S) & ACTUAL (A) STRENGTH OF DIFFERENT RANKS IN IRB POLICE IN STATES/UTs AS ON 01.01.2020

Sl. No.	STATES/UTs	NO. OF BATTALIONS	DGP/SPL. DGP			ADDL.DGP			IGP			DIG		
			S	A	V	S	A	V	S	A	V	S	A	V
(1)	(2)	(3)	(4)	(5)	(6)	(7)	(8)	(9)	(10)	(11)	(12)	(13)	(14)	(15)
1	Andhra Pradesh	2	0	0	0	0	0	0	0	0	0	0	0	0
2	Arunachal Pradesh	5	0	0	0	0	0	0	0	0	0	0	0	0
3	Assam	9	0	0	0	0	0	0	0	0	0	0	0	0
4	Bihar	3	0	0	0	0	0	0	0	0	0	0	0	0
5	Chhattisgarh	13	0	0	0	0	0	0	0	0	0	0	0	0
6	Goa	3	0	0	0	0	0	0	0	0	0	0	0	0
7	Gujarat #		0	0	0	0	0	0	0	0	0	0	0	0
8	Haryana	4	0	0	0	0	0	0	1	0	1	1	1	0
9	Himachal Pradesh	6	0	0	0	1	0	1	1	1	0	0	0	0
10	Jharkhand	11	0	0	0	0	0	0	0	0	0	0	0	0
11	Karnataka	2	0	0	0	0	0	0	0	0	0	0	0	0
12	Kerala	1	0	0	0	0	0	0	0	0	0	0	0	0
13	Madhya Pradesh	1	0	0	0	0	0	0	0	0	0	0	0	0
14	Maharashtra	3	0	0	0	0	0	0	0	0	0	0	0	0
15	Manipur	11	0	0	0	0	0	0	0	0	0	0	0	0
16	Meghalaya	4	0	0	0	0	0	0	0	0	0	0	0	0
17	Mizoram	5	0	0	0	0	0	0	0	0	0	0	0	0
18	Nagaland	7	0	0	0	1	1	0	1	1	0	2	2	0
19	Odisha	9	0	0	0	0	0	0	0	0	0	0	0	0
20	Punjab	7	0	0	0	0	0	0	1	1	0	1	0	1
21	Rajasthan	6	0	0	0	0	0	0	0	0	0	0	0	0
22	Sikkim	3	0	0	0	0	0	0	0	0	0	0	0	0
23	Tamil Nadu	0	0	0	0	0	0	0	0	0	0	0	0	0
24	Telangana	8	0	0	0	1	1	0	0	0	0	1	1	0
25	Tripura	9	0	0	0	0	0	0	0	0	0	0	0	0
26	Uttar Pradesh	1	NA	NA	-	NA	NA	-	NA	NA	-	NA	NA	-
27	Uttarakhand	2	0	0	0	0	0	0	0	0	0	0	0	0
28	West Bengal	3	0	0	0	0	0	0	0	0	0	0	0	0
29	A & N Islands	1	0	0	0	0	0	0	0	0	0	0	0	0
30	Chandigarh	1	0	0	0	0	0	0	0	0	0	0	0	0
31	D & N Haveli	4	0	0	0	0	0	0	0	0	0	0	0	0
32	Daman & Diu @	@	@	@	-	@	@	-	@	@	-	@	@	-
33	Delhi	0	0	0	0	0	0	0	0	0	0	0	0	0
34	Jammu and Kashmir	24	0	0	0	0	0	0	0	0	0	2	0	2
35	Ladakh	1	0	0	0	0	0	0	0	0	0	0	0	0
36	Lakshadweep	0	0	0	0	0	0	0	0	0	0	0	0	0
37	Puducherry	1	0	0	0	0	0	0	0	0	0	0	0	0
All India		170	-	-	-	3	2	1	4	3	1	7	4	3

NOTE:- IRB strength has been sanction, but filling up of vacancies is under process.
 @ Data of Daman & Diu is included in D & N Haveli, as combined data provided by both the UTs



TABLE 3.1.3 (C) -- (CONTINUED . . .)

Sl. No.	STATES/UTs	NO. OF BATTALIONS	AIGP/SSP/SP/COMMANDANT			ADDL. SP/DY. COMMANDANT			ASP/DY.SP/ASSTT. COMMANDANT			INSPECTOR / RI		
			S	A	V	S	A	V	S	A	V	S	A	V
(1)	(2)	(3)	(16)	(17)	(18)	(19)	(20)	(21)	(22)	(23)	(24)	(25)	(26)	(27)
1	Andhra Pradesh	2	2	2	0	3	3	0	10	10	0	21	18	3
2	Arunachal Pradesh	5	5	1	4	9	4	5	33	5	28	40	38	2
3	Assam	9	9	9	0	2	2	0	73	23	50	65	56	9
4	Bihar	3	3	3	0	9	0	9	21	11	10	32	19	13
5	Chhattisgarh	13	13	6	7	37	8	29	94	42	52	120	109	11
6	Goa	3	3	0	3	9	0	9	21	0	21	21	21	-
7	Gujarat #		1	0	1	3	0	3	7	0	7	8	-	8
8	Haryana	4	4	3	1	12	5	7	28	8	20	28	20	8
9	Himachal Pradesh	6	6	6	0	18	11	7	38	23	15	56	51	5
10	Jharkhand	11	0	0	0	0	0	0	0	0	0	92	36	56
11	Karnataka	2	2	2	0	6	4	2	14	10	4	15	8	7
12	Kerala	1	1	0	1	3	1	2	7	3	4	7	7	-
13	Madhya Pradesh	1	0	0	0	6	4	2	15	4	11	18	10	8
14	Maharashtra	3	3	2	1	0	0	0	30	5	25	21	20	1
15	Manipur	11	11	9	2	33	25	8	77	37	40	88	72	16
16	Meghalaya	4	4	3	1	12	12	0	28	22	6	28	28	-
17	Mizoram	5	10	8	2	10	9	1	33	22	11	51	48	3
18	Nagaland	7	7	7	0	21	21	0	49	28	21	49	49	-
19	Odisha	9	13	6	7	21	18	3	66	14	52	66	48	18
20	Punjab	7	7	7	0	17	10	7	51	41	10	94	66	28
21	Rajasthan	6	6	4	2	18	10	8	37	8	29	26	9	17
22	Sikkim	3	3	4	-1	9	4	5	21	3	18	24	4	20
23	Tamil Nadu	0	0	0	0	0	0	0	0	0	0	-	-	-
24	Telangana	8	8	5	3	14	10	4	26	28	-2	79	78	1
25	Tripura	9	11	8	3	15	0	15	86	32	54	135	92	43
26	Uttar Pradesh	1	1	1	0	3	2	1	7	2	5	7	2	5
27	Uttarakhand	2	2	2	0	6	2	4	14	2	12	14	7	7
28	West Bengal	3	3	1	2	0	0	0	28	13	15	26	4	22
29	A & N Islands	1	1	1	0	3	1	2	7	4	3	8	7	1
30	Chandigarh	1	1	1	0	3	0	3	7	7	0	8	8	-
31	D & N Haveli	4	0	0	0	2	1	1	4	3	1	4	3	1
32	Daman & Diu @	@	@	@	-	@	@	-	@	@	-	@	@	-
33	Delhi	0	0	0	0	0	0	0	0	0	0	-	-	-
34	Jammu and Kashmir	24	96	34	62	0	0	0	168	85	83	168	166	2
35	Ladakh	1	1	1	0	3	3	0	7	7	0	7	6	1
36	Lakshadweep	0	0	0	0	0	0	0	0	0	0	-	-	-
37	Puducherry	1	1	1	0	3	2	1	7	4	3	8	7	1
	All India	170	238	137	101	310	172	138	1,114	506	608	1,434	1,117	317

NOTE:- IRB strength has been sanction, but filling up of vacancies is under process.

@ Data of Daman & Diu is included in D & N Haveli, as combined data provided by both the UTs

TABLE 3.1.3 (C) -- (CONTINUED . . .)

Sl. No.	STATES/UTs	NO. OF BATTALIONS	S.I./RSI			A.S.I./ARSI			HEAD CONSTABLE		
			S	A	V	S	A	V	S	A	V
(1)	(2)	(3)	(28)	(29)	(30)	(31)	(32)	(33)	(34)	(35)	(36)
1	Andhra Pradesh	2	63	60	3	102	99	3	494	379	115
2	Arunachal Pradesh	5	125	100	25	132	106	26	899	777	122
3	Assam	9	213	203	10	184	159	25	1,440	1,157	283
4	Bihar	3	105	74	31	56	49	7	538	479	59
5	Chhattisgarh	13	409	286	123	340	273	67	2,117	1,948	169
6	Goa	3	69	42	27	54	4	50	480	467	13
7	Gujarat #		25	-	25	18	-	18	160	-	160
8	Haryana	4	92	93	-1	72	84	-12	656	625	31
9	Himachal Pradesh	6	171	162	9	134	132	2	1,023	800	223
10	Jharkhand	11	284	204	80	173	59	114	1,718	853	865
11	Karnataka	2	50	22	28	176	172	4	528	485	43
12	Kerala	1	23	22	1	18	17	1	160	160	-
13	Madhya Pradesh	1	71	42	29	62	29	33	328	170	158
14	Maharashtra	3	69	62	7	66	51	15	532	370	162
15	Manipur	11	282	125	157	49	26	23	2,222	1,395	827
16	Meghalaya	4	92	86	6	72	62	10	640	542	98
17	Mizoram	5	150	142	8	27	10	17	600	568	32
18	Nagaland	7	147	136	11	-	-	-	1,491	1,460	31
19	Odisha	9	222	147	75	229	217	12	1,250	1,098	152
20	Punjab	7	196	188	8	393	388	5	1,188	1,021	167
21	Rajasthan	6	134	54	80	-	-	-	984	881	103
22	Sikkim	3	75	25	50	54	4	50	492	98	394
23	Tamil Nadu	0	-	-	-	-	-	-	22	22	-
24	Telangana	8	214	183	31	438	390	48	1,551	366	1,185
25	Tripura	9	347	232	115	42	-	42	1,769	1,251	518
26	Uttar Pradesh	1	22	16	6	NA	NA	-	156	176	-20
27	Uttarakhand	2	44	53	-9	-	-	-	314	193	121
28	West Bengal	3	106	27	79	544	243	301	-	-	-
29	A & N Islands	1	25	14	11	18	-	18	164	164	-
30	Chandigarh	1	25	25	-	18	18	-	164	150	14
31	D & N Haveli	4	14	8	6	10	8	2	94	81	13
32	Daman & Diu @	@	@	@	-	@	@	-	@	@	-
33	Delhi	0	-	-	-	-	-	-	-	-	-
34	Jammu and Kashmir	24	552	311	241	432	575	-143	3,840	3,557	283
35	Ladakh	1	23	23	-	18	8	10	160	99	61
36	Lakshadweep	0	-	-	-	-	-	-	-	-	-
37	Puducherry	1	26	-	26	18	18	-	170	165	5
	All India	170	4,465	3,167	1,298	3,949	3,201	748	28,344	21,957	6,387

NOTE:- IIRB strength has been sanction, but filling up of vacancies is under process.

@ Data of Daman & Diu is included in D & N Haveli, as combined data provided by both the UTs


TABLE 3.1.3 (C) -- (CONTINUED . . .)

Sl. No.	STATES/UTs	NO. OF BATTALIONS	CONSTABLE			OTHERS IF ANY			TOTAL		
			S	A	V	S	A	V	S	A	V
(1)	(2)	(3)	(37)	(38)	(39)	(40)	(41)	(42)	(43)	(44)	(45)
1	Andhra Pradesh	2	1,512	979	533	0	0	0	2,207	1,550	657
2	Arunachal Pradesh	5	3,370	3,270	100	397	215	182	5,010	4,516	494
3	Assam	9	6,083	5,756	327	0	0	0	8,069	7,365	704
4	Bihar	3	2,298	1,999	299	79	58	21	3,141	2,692	449
5	Chhattisgarh	13	10,283	10,394	-111	45	4	41	13,458	13,070	388
6	Goa	3	2,025	1,301	724	252	0	252	2,934	1,835	1,099
7	Gujarat #		675	-	675	0	0	0	897	-	897
8	Haryana	4	2,804	1,963	841	0	0	0	3,698	2,802	896
9	Himachal Pradesh	6	4,284	4,180	104	0	0	0	5,732	5,366	366
10	Jharkhand	11	7,400	6,432	968	0	0	0	9,667	7,584	2,083
11	Karnataka	2	1,062	827	235	136	71	65	1,989	1,601	388
12	Kerala	1	935	471	464	188	106	82	1,342	787	555
13	Madhya Pradesh	1	1,281	962	319	413	273	140	2,194	1,494	700
14	Maharashtra	3	2,051	1,933	118	9	2	7	2,781	2,445	336
15	Manipur	11	7,701	5,993	1,708	0	0	0	10,463	7,682	2,781
16	Meghalaya	4	2,700	2,534	166	276	259	17	3,852	3,548	304
17	Mizoram	5	2,725	1,437	1,288	600	431	169	4,206	2,675	1,531
18	Nagaland	7	4,074	4,157	-83	0	0	0	5,842	5,862	-20
19	Odisha	9	5,670	5,391	279	0	0	0	7,537	6,939	598
20	Punjab	7	4,430	3,331	1,099	57	56	1	6,435	5,109	1,326
21	Rajasthan	6	3,866	3,038	828	0	0	0	5,071	4,004	1,067
22	Sikkim	3	2,103	1,963	140	207	208	-1	2,988	2,313	675
23	Tamil Nadu	0	93	93	-	0	0	0	115	115	-
24	Telangana	8	5,119	3,403	1,716	0	0	0	7,451	4,465	2,986
25	Tripura	9	7,905	5,893	2,012	2594	2006	588	12,904	9,514	3,390
26	Uttar Pradesh	1	627	473	154	NA	NA	-	823	672	151
27	Uttarakhand	2	1,260	1,232	28	138	137	1	1,792	1,628	164
28	West Bengal	3	2,239	549	1,690	0	0	0	2,946	837	2,109
29	A & N Islands	1	701	678	23	80	72	8	1,007	941	66
30	Chandigarh	1	701	608	93	69	43	26	996	860	136
31	D & N Haveli	4	400	343	57	46	38	8	574	485	89
32	Daman & Diu @	@	@	@	-	@	@	-	0	0	0
33	Delhi	0	-	-	-	0	0	0	0	0	0
34	Jammu and Kashmir	24	16,200	15,148	1,052	1720	1770	-50	23,178	21,646	1,532
35	Ladakh	1	675	423	252	69	21	48	963	591	372
36	Lakshadweep	0	-	-	-	0	0	0	-	-	-
37	Puducherry	1	701	642	59	73	66	7	1,007	905	102
All India		170	1,15,953	97,796	18,157	7,448	5,836	1,612	1,63,269	1,33,898	29,371

NOTE:- IRB strength has been sanctioned, but filling up of vacancies is under process.

@ Data of Daman & Diu is included in D & N Haveli, as combined data provided by both the UTs

TABLE 3.1.3 (D)- ACTUAL (A) STRENGTH OF COMMANDO BATTALIONS IN STATES/UTs

AS ON 01.01.2020

Sl. No.	STATES/UTs	NUMBER OF BATTALIONS	DGP/ SPL DG/ ADGP	IGP	DIG	AIGP/SSP/SP/ COMMANDANT	ADDL. SP/DY. COMMANDANT
(1)	(2)	(3)	(4)	(5)	(6)	(7)	(8)
1	Andhra Pradesh	0	0	0	0	0	0
2	Arunachal Pradesh	0	0	0	0	0	0
3	Assam	1	0	0	0	1	2
4	Bihar	0	NA	NA	NA	NA	NA
5	Chhattisgarh	0	0	0	0	0	0
6	Goa	NA	NA	NA	NA	NA	NA
7	Gujarat	5	1	0	0	0	0
8	Haryana	1	0	0	0	1	0
9	Himachal Pradesh	0	0	0	0	0	0
10	Jharkhand	NA	NA	NA	NA	NA	NA
11	Karnataka	0	0	0	0	0	0
12	Kerala	0	0	0	0	0	0
13	Madhya Pradesh	0	0	0	0	0	0
14	Maharashtra	0	0	0	0	0	0
15	Manipur	11	0	0	0	1	2
16	Meghalaya	0	0	0	0	1	2
17	Mizoram	0	0	0	0	0	0
18	Nagaland	1	0	0	0	0	0
19	Odisha	0	0	0	0	0	0
20	Punjab	5	0	1	1	6	10
21	Rajasthan	0	0	0	0	0	0
22	Sikkim	0	0	0	0	0	0
23	Tamil Nadu	1	0	0	0	0	0
24	Telangana	0	0	0	0	0	0
25	Tripura	0	0	0	0	0	0
26	Uttar Pradesh	NA	NA	NA	NA	NA	NA
27	Uttarakhand	NA	NA	NA	NA	NA	NA
28	West Bengal	1	0	0	0	0	0
29	A & N Islands	0	0	0	0	0	0
30	Chandigarh	NA	NA	NA	NA	NA	NA
31	D & N Haveli	4	0	0	0	0	2
32	Daman & Diu @	@	@	@	@	@	@
33	Delhi	0	0	0	0	0	0
34	Jammu and Kashmir	0	0	0	0	0	0
35	Ladakh	0	0	0	0	0	0
36	Lakshadweep	0	0	0	0	0	0
37	Puducherry	0	0	0	0	0	0
	All India	30	1	1	1	10	18

@ Data of Daman & Diu is included in D & N Haveli, as combined data provided by both the UTs


TABLE 3.1.3 (D) -- (CONTINUED . . .)

Sl. No.	STATES/UTs	NUMBER OF BATTALIONS	ASP/DY.SP/ASSTT. COMMANDANT	INSPECTOR/RI	S.I./RSI	A.S.I./ARSI
(1)	(2)	(3)	(9)	(10)	(11)	(12)
1	Andhra Pradesh	0	0	0	0	0
2	Arunachal Pradesh	0	0	0	0	0
3	Assam	1	7	24	85	136
4	Bihar	0	NA	NA	NA	NA
5	Chhattisgarh	0	0	0	0	0
6	Goa	NA	NA	NA	NA	NA
7	Gujarat	5	4	11	30	19
8	Haryana	1	1	12	43	43
9	Himachal Pradesh	0	0	0	0	0
10	Jharkhand	NA	NA	NA	NA	NA
11	Karnataka	0	0	0	0	0
12	Kerala	0	0	0	0	0
13	Madhya Pradesh	0	0	0	0	0
14	Maharashtra	0	0	0	0	0
15	Manipur	11	4	8	14	8
16	Meghalaya	0	7	33	117	3
17	Mizoram	0	0	0	0	0
18	Nagaland	1	2	0	13	0
19	Odisha	0	0	0	0	0
20	Punjab	5	36	49	121	223
21	Rajasthan	0	0	0	0	0
22	Sikkim	0	0	0	0	0
23	Tamil Nadu	1	0	0	0	0
24	Telangana	0	0	0	0	0
25	Tripura	0	0	0	0	0
26	Uttar Pradesh	NA	NA	NA	NA	NA
27	Uttarakhand	NA	NA	NA	NA	NA
28	West Bengal	1	0	4	10	9
29	A & N Islands	0	0	0	0	0
30	Chandigarh	NA	NA	NA	NA	NA
31	D & N Haveli	4	4	4	14	10
32	Daman & Diu @	@	@	@	@	@
33	Delhi	0	0	0	0	0
34	Jammu and Kashmir	0	0	0	0	0
35	Ladakh	0	0	0	0	0
36	Lakshadweep	0	0	0	0	0
37	Puducherry	0	0	0	0	0
	All India	30	65	145	447	451

@ Data of Dam Data of Daman & Diu is included in D & N Haveli, as combined data provided by both the UTs

TABLE 3.1.3 (D) -- (CONTINUED . . .)

Sl. No.	STATES/UTs	NUMBER OF BATTALIONS	HEAD CONSTABLE	CONSTABLE	OTHERS IF ANY	TOTAL
(1)	(2)	(3)	(13)	(14)	(15)	(16)
1	Andhra Pradesh	0	0	0	0	-
2	Arunachal Pradesh	0	0	0	0	-
3	Assam	1	488	0	0	743
4	Bihar	0	NA	NA	NA	-
5	Chhattisgarh	0	0	0	0	-
6	Goa	NA	NA	NA	NA	-
7	Gujarat	5	26	286	8	385
8	Haryana	1	57	159	0	316
9	Himachal Pradesh	0	0	0	0	-
10	Jharkhand	NA	NA	NA	NA	-
11	Karnataka	0	0	0	0	-
12	Kerala	0	0	0	0	-
13	Madhya Pradesh	0	0	0	0	-
14	Maharashtra	0	0	0	0	-
15	Manipur	11	93	682	0	812
16	Meghalaya	0	42	1121	50	1,376
17	Mizoram	0	0	0	0	-
18	Nagaland	1	46	455	82	598
19	Odisha	0	0	0	0	-
20	Punjab	5	688	2800	50	3,985
21	Rajasthan	0	0	0	0	-
22	Sikkim	0	0	0	0	-
23	Tamil Nadu	1	3	28	6	37
24	Telangana	0	0	0	0	-
25	Tripura	0	0	0	0	-
26	Uttar Pradesh	NA	NA	NA	NA	-
27	Uttarakhand	NA	NA	NA	NA	-
28	West Bengal	1	0	77	0	100
29	A & N Islands	0	0	0	0	-
30	Chandigarh	NA	NA	NA	NA	-
31	D & N Haveli	4	94	400	46	574
32	Daman & Diu @	@	@	@	@	-
33	Delhi	0	0	0	0	-
34	Jammu and Kashmir	0	0	0	0	-
35	Ladakh	0	0	0	0	-
36	Lakshadweep	0	0	0	0	-
37	Puducherry	0	0	0	0	-
	All India	30	1,537	6,008	242	8,926

@ Data of Dam Data of Daman & Diu is included in D & N Haveli, as combined data provided by both the UTs



TABLE 3.1.3 (E)- -- ANTI HUMAN TRAFFICKING UNIT IN STATES/UTs

AS ON 01.01.2020

Sl.No.	STATES/UTs	NUMBER OF UNITS OF ANTI HUMAN TRAFFICKING UNIT
(1)	(2)	(3)
1	Andhra Pradesh	3
2	Arunachal Pradesh	8
3	Assam	36
4	Bihar	44
5	Chhattisgarh	1
6	Goa	2
7	Gujarat	40
8	Haryana	0
9	Himachal Pradesh	4
10	Jharkhand	8
11	Karnataka	9
12	Kerala	19
13	Madhya Pradesh	24
14	Maharashtra	12
15	Manipur	13
16	Meghalaya	4
17	Mizoram	4
18	Nagaland	0
19	Odisha	37
20	Punjab	26
21	Rajasthan	42
22	Sikkim	1
23	Tamil Nadu	1
24	Telangana	3
25	Tripura	2
26	Uttar Pradesh	35
27	Uttarakhand	7
28	West Bengal	5
29	A & N Islands	1
30	Chandigarh	1
31	D & N Haveli	0
32	Daman & Diu	1
33	Delhi	NA
34	Jammu and Kashmir	7
35	Ladakh	0
36	Lakshadweep	0
37	Puducherry	1
	All India	401



TABLE 3.1.4--- SANCTIONED (S) & ACTUAL (A) STRENGTH IN VARIOUS RANKS WITH VACANCIES (V) OF TOTAL (CIVIL + DISTRICT ARMED RESERVE (DAR) + SPECIAL ARMED + IRB) POLICE FORCE IN STATES/UTs

AS ON 01.01.2020

Sl. No.	STATES/UTs	DGP/SPL. DGP			ADDL.DGP			IGP			DIG			AIGP/SSP/SP/COMMANDANT		
		S	A	V	S	A	V	S	A	V	S	A	V	S	A	V
(1)	(2)	(3)	(4)	(5)	(6)	(7)	(8)	(9)	(10)	(11)	(12)	(13)	(14)	(15)	(16)	(17)
1	Andhra Pradesh	9	9	0	16	16	0	17	13	4	13	10	3	82	79	3
2	Arunachal Pradesh	1	1	0	0	0	0	2	5	-3	6	7	-1	33	27	6
3	Assam	4	4	0	11	11	0	14	5	9	23	20	3	113	110	3
4	Bihar	3	6	-3	10	12	-2	24	14	10	22	26	-4	74	69	5
5	Chhattisgarh	2	1	1	4	5	-1	9	5	4	17	12	5	83	61	22
6	Goa	0	0	0	1	0	1	1	1	0	2	2	0	18	9	9
7	Gujarat	6	4	2	21	15	6	36	22	14	17	11	6	165	132	33
8	Haryana	7	4	3	8	4	4	28	13	15	16	12	4	90	63	27
9	Himachal Pradesh	1	4	-3	8	6	2	21	17	4	14	9	5	58	53	5
10	Jharkhand	2	3	-1	6	8	-2	14	7	7	14	11	3	149	54	95
11	Karnataka	6	6	0	24	23	1	28	19	9	26	16	10	190	144	46
12	Kerala	8	6	2	11	11	0	17	13	4	15	14	1	69	60	9
13	Madhya Pradesh	5	13	-8	17	45	-28	41	30	11	22	30	-8	110	132	-22
14	Maharashtra	8	8	0	33	25	8	46	34	12	40	34	6	298	278	20
15	Manipur	1	1	0	6	5	1	10	8	2	11	6	5	55	47	8
16	Meghalaya	1	1	0	6	2	4	6	2	4	8	8	0	40	38	2
17	Mizoram	1	1	0	1	0	1	1	3	-2	6	7	-1	40	39	1
18	Nagaland	2	2	0	4	4	0	14	12	2	19	18	1	72	70	2
19	Odisha	1	3	-2	7	7	0	18	12	6	17	7	10	108	73	35
20	Punjab	11	8	3	18	15	3	37	39	-2	16	13	3	255	280	-25
21	Rajasthan	2	5	-3	9	20	-11	23	20	3	18	25	-7	163	108	55
22	Sikkim	1	2	-1	2	1	1	3	3	0	6	5	1	25	25	0
23	Tamil Nadu	8	6	2	21	19	2	40	33	7	30	26	4	159	157	2
24	Telangana	2	5	-3	8	20	-12	16	20	-4	20	16	4	105	77	28
25	Tripura	2	1	1	2	1	1	7	3	4	8	6	2	36	36	0
26	Uttar Pradesh	7	15	-8	22	45	-23	56	34	22	58	41	17	185	225	-40
27	Uttarakhand	1	2	-1	1	1	0	5	5	0	6	9	-3	21	22	-1
28	West Bengal	10	10	0	33	30	3	43	34	9	76	67	9	209	127	82
29	A & N Islands	0	0	0	1	1	0	1	2	-1	2	2	0	5	10	-5
30	Chandigarh	0	0	0	0	1	-1	1	0	1	1	1	0	6	5	1
31	D & N Haveli	0	0	0	0	0	0	0	0	0	0	0	0	1	1	0
32	Daman & Diu	0	0	0	0	0	0	0	0	0	1	1	0	2	3	-1
33	Delhi	1	1	0	10	16	-6	20	15	5	20	24	-4	54	51	3
34	Jammu and Kashmir	4	4	0	8	11	-3	21	17	4	25	11	14	325	220	105
35	Ladakh	0	0	0	0	0	0	1	1	0	0	1	-1	9	9	0
36	Lakshadweep	0	0	0	0	0	0	0	0	0	0	1	-1	1	1	0
37	Puducherry	1	1	0	0	0	0	1	1	0	0	1	-1	25	15	10
All India		118	137	-19	329	380	-51	622	462	160	595	510	85	3,433	2,910	523


TABLE 3.1.4 -- (CONTINUED . . .)

Sl. No.	STATES/UTs	ADDL. SP/DY. COMMANDANT			ASP/DY.SP/ASST. COMMANDANT			INSPECTOR / RI		
		S	A	V	S	A	V	S	A	V
(1)	(2)	(18)	(19)	(20)	(21)	(22)	(23)	(24)	(25)	(26)
1	Andhra Pradesh	135	115	20	516	471	45	1,307	1,194	113
2	Arunachal Pradesh	35	21	14	103	65	38	240	218	22
3	Assam	96	89	7	484	228	256	1,005	884	121
4	Bihar	55	13	42	731	418	313	2,244	1,458	786
5	Chhattisgarh	108	90	18	495	311	184	1,167	885	282
6	Goa	9	0	9	57	18	39	108	99	9
7	Gujarat	3	0	3	481	427	54	1,570	1,309	261
8	Haryana	32	7	25	236	170	66	1,075	922	153
9	Himachal Pradesh	58	44	14	185	155	30	290	238	52
10	Jharkhand	39	2	37	390	330	60	1,209	899	310
11	Karnataka	22	15	7	694	569	125	1,902	1,672	230
12	Kerala	33	7	26	344	276	68	805	623	182
13	Madhya Pradesh	304	267	37	1,139	846	293	2,816	1,484	1,332
14	Maharashtra	151	80	71	992	543	449	8,720	6,951	1,769
15	Manipur	133	107	26	232	123	109	491	440	51
16	Meghalaya	25	23	2	107	82	25	281	269	12
17	Mizoram	34	28	6	99	74	25	254	243	11
18	Nagaland	120	120	0	291	223	68	437	421	16
19	Odisha	180	160	20	698	334	364	1,438	1,259	179
20	Punjab	58	33	25	794	711	83	1,372	1,084	288
21	Rajasthan	341	311	30	641	520	121	1,649	1,145	504
22	Sikkim	32	17	15	78	33	45	82	69	13
23	Tamil Nadu	138	107	31	848	755	93	2,885	2,858	27
24	Telangana	143	154	-11	418	415	3	1,207	1,125	82
25	Tripura	33	1	32	191	151	40	413	247	166
26	Uttar Pradesh	338	309	29	1,083	645	438	6,073	4,396	1,677
27	Uttarakhand	24	23	1	90	63	27	250	161	89
28	West Bengal	108	80	28	739	598	141	2,089	1,430	659
29	A & N Islands	3	1	2	21	21	0	70	61	9
30	Chandigarh	9	0	9	35	32	3	79	79	0
31	D & N Haveli	3	1	2	5	4	1	7	6	1
32	Daman & Diu	0	0	0	2	3	-1	8	3	5
33	Delhi	54	35	19	348	358	-10	1,425	1,440	-15
34	Jammu and Kashmir	0	0	0	854	660	194	1,370	1,072	298
35	Ladakh	6	6	0	25	20	5	33	45	-12
36	Lakshadweep	0	0	0	1	3	-2	4	4	0
37	Puducherry	3	2	1	7	4	3	76	68	8
	All India	2,865	2,268	597	14,454	10,659	3,795	46,451	36,761	9,690

TABLE 3.1.4 -- (CONTINUED . . .)

Sl. No.	STATES/UTs	S.I./RSI			A.S.I./ARSI			HEAD CONSTABLE		
		S	A	V	S	A	V	S	A	V
(1)	(2)	(27)	(28)	(29)	(30)	(31)	(32)	(33)	(34)	(35)
1	Andhra Pradesh	3,914	3,382	532	4,622	4,140	482	15,150	13,996	1,154
2	Arunachal Pradesh	603	281	322	618	510	108	2,681	2,020	661
3	Assam	4,189	3,034	1,155	2,600	2,254	346	12,295	10,011	2,284
4	Bihar	20,552	10,470	10,082	14,780	7,384	7,396	16,054	6,352	9,702
5	Chhattisgarh	3,250	2,220	1,030	4,142	3,407	735	10,945	8,610	2,335
6	Goa	519	280	239	325	264	61	1,594	1,569	25
7	Gujarat	4,456	2,883	1,573	11,618	9,499	2,119	18,490	16,062	2,428
8	Haryana	3,300	2,268	1,032	5,805	4,747	1,058	12,028	8,297	3,731
9	Himachal Pradesh	719	637	82	1,205	1,048	157	3,064	2,564	500
10	Jharkhand	8,762	5,719	3,043	7,645	6,648	997	12,544	8,780	3,764
11	Karnataka	4,132	2,246	1,886	7,404	7,047	357	22,517	21,351	1,166
12	Kerala	2,578	2,232	346	2,238	1,802	436	12,984	12,361	623
13	Madhya Pradesh	9,447	5,617	3,830	14,271	6,847	7,424	26,651	16,471	10,180
14	Maharashtra	11,603	9,309	2,294	20,536	15,880	4,656	89,391	80,289	9,102
15	Manipur	1,689	1,267	422	1,999	1,107	892	7,078	5,338	1,740
16	Meghalaya	1,198	1,087	111	257	240	17	1,683	1,287	396
17	Mizoram	683	581	102	502	368	134	1,868	1,663	205
18	Nagaland	902	860	42	400	369	31	5,627	5,846	-219
19	Odisha	4,439	3,105	1,334	5,244	3,685	1,559	7,060	6,106	954
20	Punjab	3,519	2,781	738	6,134	5,352	782	14,704	13,257	1,447
21	Rajasthan	4,689	2,371	2,318	6,348	4,045	2,303	20,334	16,593	3,741
22	Sikkim	229	164	65	325	454	-129	1,066	740	326
23	Tamil Nadu	8,508	6,853	1,655	0	0	0	21,387	20,362	1,025
24	Telangana	3,754	2,777	977	4,352	4,020	332	12,405	8,119	4,286
25	Tripura	1,307	895	412	687	359	328	3,337	2,312	1,025
26	Uttar Pradesh	43,577	23,677	19,900	0	0	0	86,873	48,598	38,275
27	Uttarakhand	1,523	1,450	73	0	0	0	2,969	1,958	1,011
28	West Bengal	11,962	8,877	3,085	19,973	11,876	8,097	686	430	256
29	A & N Islands	275	177	98	141	105	36	856	784	72
30	Chandigarh	389	389	0	311	259	52	1,767	1,683	84
31	D & N Haveli	30	24	6	18	14	4	179	147	32
32	Daman & Diu	29	23	6	29	12	17	110	86	24
33	Delhi	7,859	6,290	1,569	7,069	7,917	-848	23,085	20,846	2,239
34	Jammu and Kashmir	5,098	2,628	2,470	5,654	4,069	1,585	16,751	13,608	3,143
35	Ladakh	123	80	43	140	155	-15	467	440	27
36	Lakshadweep	16	6	10	5	5	0	64	56	8
37	Puducherry	302	120	182	119	67	52	791	690	101
	All India	1,80,124	1,17,060	63,064	1,57,516	1,15,955	41,561	4,87,535	3,79,682	1,07,853


TABLE 3.1.4 -- (CONTINUED . . .)

Sl. No.	STATES/UTs	CONSTABLE			OTHERS IF ANY			TOTAL		
		S	A	V	S	A	V	S	A	V
(1)	(2)	(36)	(37)	(38)	(39)	(40)	(41)	(42)	(43)	(44)
1	Andhra Pradesh	48,113	36,128	11,985	0	0	0	73,894	59,553	14,341
2	Arunachal Pradesh	9,828	8,671	1,157	1,133	720	413	15,283	12,546	2,737
3	Assam	62,016	51,730	10,286	4,109	3,228	881	86,959	71,608	15,351
4	Bihar	83,819	65,333	18,486	593	307	286	1,38,961	91,862	47,099
5	Chhattisgarh	49,779	44,595	5,184	5,663	3,637	2,026	75,664	63,839	11,825
6	Goa	5,965	4,698	1,267	1,585	967	618	10,184	7,907	2,277
7	Gujarat	74,564	53,714	20,850	0	0	0	1,11,427	84,078	27,349
8	Haryana	47,224	35,581	11,643	0	0	0	69,849	52,088	17,761
9	Himachal Pradesh	13,226	12,848	378	0	0	0	18,849	17,623	1,226
10	Jharkhand	51,503	42,477	9,026	0	0	0	82,277	64,938	17,339
11	Karnataka	46,401	35,059	11,342	21,253	15,092	6,161	1,04,599	83,259	21,340
12	Kerala	38,311	32,294	6,017	5,158	4,024	1,134	62,571	53,723	8,848
13	Madhya Pradesh	74,545	67,441	7,104	1,616	273	1,343	1,30,984	99,496	31,488
14	Maharashtra	1,11,499	1,01,343	10,156	9	2	7	2,43,326	2,14,776	28,550
15	Manipur	23,339	20,961	2,378	0	0	0	35,044	29,410	5,634
16	Meghalaya	9,923	8,980	943	2,964	2,741	223	16,499	14,760	1,739
17	Mizoram	6,471	3,958	2,513	1,326	1,116	210	11,286	8,081	3,205
18	Nagaland	18,794	20,116	-1,322	56	52	4	26,738	28,113	-1,375
19	Odisha	46,951	43,704	3,247	0	0	0	66,161	58,455	7,706
20	Punjab	67,955	61,193	6,762	1,424	1,181	243	96,297	85,947	10,350
21	Rajasthan	76,444	70,099	6,345	0	0	0	1,10,661	95,262	15,399
22	Sikkim	4,373	3,719	654	266	446	-180	6,488	5,678	810
23	Tamil Nadu	90,926	81,569	9,357	0	0	0	1,24,950	1,12,745	12,205
24	Telangana	55,938	32,128	23,810	1	1	0	78,369	48,877	29,492
25	Tripura	18,699	15,097	3,602	4,994	3,682	1,312	29,716	22,791	6,925
26	Uttar Pradesh	2,77,043	2,25,465	51,578	0	0	0	4,15,315	3,03,450	1,11,865
27	Uttarakhand	15,612	15,867	-255	1,581	1,545	36	22,083	21,106	977
28	West Bengal	95,009	59,205	35,804	22,132	15,011	7,121	1,53,069	97,775	55,294
29	A & N Islands	3,065	2,667	398	548	471	77	4,988	4,302	686
30	Chandigarh	5,976	5,061	915	328	201	127	8,902	7,711	1,191
31	D & N Haveli	607	539	68	78	65	13	928	801	127
32	Daman & Diu	319	271	48	53	22	31	553	424	129
33	Delhi	49,723	43,893	5,830	2,294	1,309	985	91,962	82,195	9,767
34	Jammu and Kashmir	55,677	53,425	2,252	5,426	5,213	213	91,213	80,938	10,275
35	Ladakh	1,456	870	586	133	46	87	2,393	1,673	720
36	Lakshadweep	230	191	39	0	0	0	321	267	54
37	Puducherry	3,008	2,370	638	129	92	37	4,462	3,431	1,031
	All India	16,44,331	13,63,260	2,81,071	84,852	61,444	23,408	26,23,225	20,91,488	5,31,737

TABLE 3.1.5 -- OFFICERS TO FIELD STAFF RATIO OF SANCTIONED & ACTUAL STRENGTH OF POLICE IN STATES/UTs

AS ON 01.01.2020

Sl. No.	STATES/UTs	SANCTIONED POLICE STRENGTH				ACTUAL POLICE STRENGTH			
		DGP/SPL. DGP TO ASP/DY.SP/ASSTT. COMMANDANT	INSPECTOR / RI TO A.S.I./ARSI	HEAD CONSTABLE, CONSTABLE & OTHERS	SENIOR SUPERVISORY, IMMEDIATE SUPERVISORY & FIELD PERSONNEL RATIO (APPROX.)	DGP/SPL. DGP TO ASP/DY.SP/ASSTT. COMMANDANT	INSPECTOR / RI TO A.S.I./ARSI	HEAD CONSTABLE, CONSTABLE & OTHERS	SENIOR SUPERVISORY, IMMEDIATE SUPERVISORY & FIELD PERSONNEL RATIO (APPROX.)
(1)	(2)	(3)	(4)	(5)	(6)	(7)	(8)	(9)	(10)
1	Andhra Pradesh	788	9,843	63,263	1:12.5:80.3	713	8,716	50,124	1:12.2:70.3
2	Arunachal Pradesh	180	1,461	13,642	1:8.1:75.8	126	1,009	11,411	1:8:90.6
3	Assam	745	7,794	78,420	1:10.5:105.3	467	6,172	64,969	1:13.2:139.1
4	Bihar	919	37,576	1,00,466	1:40.9:109.3	558	19,312	71,992	1:34.6:129
5	Chhattisgarh	718	8,559	66,387	1:11.9:92.5	485	6,512	56,842	1:13.4:117.2
6	Goa	88	952	9,144	1:10.8:103.9	30	643	7,234	1:21.4:241.1
7	Gujarat	729	17,644	93,054	1:24.2:127.6	611	13,691	69,776	1:22.4:114.2
8	Haryana	417	10,180	59,252	1:24.4:142.1	273	7,937	43,878	1:29.1:160.7
9	Himachal Pradesh	345	2,214	16,290	1:6.4:47.2	288	1,923	15,412	1:6.7:53.5
10	Jharkhand	614	17,616	64,047	1:28.7:104.3	415	13,266	51,257	1:32:123.5
11	Karnataka	990	13,438	90,171	1:13.6:91.1	792	10,965	71,502	1:13.8:90.3
12	Kerala	497	5,621	56,453	1:11.3:113.6	387	4,657	48,679	1:12:125.8
13	Madhya Pradesh	1,638	26,534	1,02,812	1:16.2:62.8	1,363	13,948	84,185	1:10.2:61.8
14	Maharashtra	1,568	40,859	2,00,899	1:26.1:128.1	1,002	32,140	1,81,634	1:32.1:181.3
15	Manipur	448	4,179	30,417	1:9.3:67.9	297	2,814	26,299	1:9.5:88.5
16	Meghalaya	193	1,736	14,570	1:9:75.5	156	1,596	13,008	1:10.2:83.4
17	Mizoram	182	1,439	9,665	1:7.9:53.1	152	1,192	6,737	1:7.8:44.3
18	Nagaland	522	1,739	24,477	1:3.3:46.9	449	1,650	26,014	1:3.7:57.9
19	Odisha	1,029	11,121	54,011	1:10.8:52.5	596	8,049	49,810	1:13.5:83.6
20	Punjab	1,189	11,025	84,083	1:9.3:70.7	1,099	9,217	75,631	1:8.4:68.8
21	Rajasthan	1,197	12,686	96,778	1:10.6:80.9	1,009	7,561	86,692	1:7.5:85.9
22	Sikkim	147	636	5,705	1:4.3:38.8	86	687	4,905	1:8:57
23	Tamil Nadu	1,244	11,393	1,12,313	1:9.2:90.3	1,103	9,711	1,01,931	1:8.8:92.4
24	Telangana	712	9,313	68,344	1:13.1:96	707	7,922	40,248	1:11.2:56.9
25	Tripura	279	2,407	27,030	1:8.6:96.9	199	1,501	21,091	1:7.5:106
26	Uttar Pradesh	1,749	49,650	3,63,916	1:28.4:208.1	1,314	28,073	2,74,063	1:21.4:208.6
27	Uttarakhand	148	1,773	20,162	1:12:136.2	125	1,611	19,370	1:12.9:155
28	West Bengal	1,218	34,024	1,17,827	1:27.9:96.7	946	22,183	74,646	1:23.4:78.9
29	A & N Islands	33	486	4,469	1:14.7:135.4	37	343	3,922	1:9.3:106
30	Chandigarh	52	779	8,071	1:15:155.2	39	727	6,945	1:18.6:178.1
31	D & N Haveli	9	55	864	1:6.1:96	6	44	751	1:7.3:125.2
32	Daman & Diu	5	66	482	1:13.2:96.4	7	38	379	1:5.4:54.1
33	Delhi	507	16,353	75,102	1:32.3:148.1	500	15,647	66,048	1:31.3:132.1
34	Jammu and Kashmir	1,237	12,122	77,854	1:9.8:62.9	923	7,769	72,246	1:8.4:78.3
35	Ladakh	41	296	2,056	1:7.2:50.1	37	280	1,356	1:7.6:36.6
36	Lakshadweep	2	25	294	1:12.5:147	5	15	247	1:3:49.4
37	Puducherry	37	497	3,928	1:13.4:106.2	24	255	3,152	1:10.6:131.3
All India		22,416	3,84,091	22,16,718	1:17.1:98.9	17,326	2,69,776	18,04,386	1:15.6:104.1

Senior Supervisory, Immediate Supervisory & Field Personnel Ratio is ratio between Senior Supervisory officers of the ranks of Dy. SP to DG, Immediate Supervisory Officers of the ranks of ASSTT. Sub-inspector to Inspector to field staff in the rank of Head Constable to Constable



TABLE 3.1.6 -- ACTUAL STRENGTH OF SCHEDULED CASTES STAFF IN STATES/UTs

AS ON 01.01.2020

Sl. No.	STATES/UTs	ASP/DY.SP/ASSTT. COMMANDANT	INSPECTOR /RI	S.I./ RSI	A.S.I./ ARSI	HEAD CONSTABLE	CONSTABLE	TOTAL	RESERVATION PERCENTAGE APPROVED BY STATE GOVT.
(1)	(2)	(3)	(4)	(5)	(6)	(7)	(8)	(9)	(10)
1	Andhra Pradesh	38	143	422	670	2,432	7,208	10,913	15.00%
2	Arunachal Pradesh	-	-	-	-	-	-	-	0.00%
3	Assam	22	72	238	140	618	3,962	5,052	7.00%
4	Bihar	84	210	1,713	1,347	1,052	11,617	16,023	16.00%
5	Chhattisgarh	84	135	335	456	1,156	6,557	8,723	12.00%
6	Goa	-	4	13	9	21	47	94	2.00%
7	Gujarat	25	100	378	1,568	2,263	5,783	10,117	7.00%
8	Haryana	29	88	330	743	1,317	6,616	9,123	20.00%
9	Himachal Pradesh	-	54	141	236	577	3,137	4,145	22.00%
10	Jharkhand	12	40	525	608	1,106	4,968	7,259	10.00%
11	Karnataka	78	276	619	1,691	5,052	8,083	15,799	15.00%
12	Kerala	32	85	124	80	731	2,920	3,972	8.00%
13	Madhya Pradesh	148	176	789	897	1,883	7,113	11,006	16.00%
14	Maharashtra	71	1,316	1,192	1,641	10,814	11,739	26,773	13.00%
15	Manipur	2	16	44	49	121	551	783	2.00%
16	Meghalaya	-	13	16	-	13	45	87	15.00%
17	Mizoram	7	3	6	2	68	44	130	0.00%
18	Nagaland	-	-	12	-	93	625	730	0.00%
19	Odisha	65	223	531	642	1,006	7,185	9,652	16.25%
20	Punjab	141	214	639	1,083	3,394	17,122	22,593	25.00%
21	Rajasthan	135	179	371	615	2,647	10,648	14,595	16.00%
22	Sikkim	1	2	4	16	18	84	125	4.00%
23	Tamil Nadu	182	237	725	329	3,973	9,269	14,715	18.00%
24	Telangana	61	213	438	671	1,194	5,366	7,943	15.00%
25	Tripura	37	58	184	136	477	3,015	3,907	17.00%
26	Uttar Pradesh	118	656	4,511	NA	9,772	35,318	50,375	21.00%
27	Uttarakhand	8	NA	129	NA	NA	3,247	3,384	19.00%
28	West Bengal	96	157	1,933	2,742	-	18,977	23,905	22.00%
29	A & N Islands	2	-	-	-	-	-	2	0.00%
30	Chandigarh	3	10	46	15	158	724	956	18.00%
31	D & N Haveli	-	-	1	1	12	13	27	2.00%
32	Daman & Diu	-	-	5	2	28	32	67	3.00%
33	Delhi	30	227	692	1,234	2,484	5,988	10,655	15.00%
34	Jammu and Kashmir	45	104	177	408	1,421	5,342	7,497	10.00%
35	Ladakh	-	-	-	-	-	-	-	0.00%
36	Lakshadweep	1	-	-	-	1	-	2	0.00%
37	Puducherry	-	15	28	15	98	363	519	16.00%
	All India	1,557	5,026	17,311	18,046	56,000	2,03,708	3,01,648	

TABLE 3.1.7 -- ACTUAL STRENGTH OF SCHEDULED TRIBES STAFF IN STATES/UTs

AS ON 01.01.2020

Sl. No.	STATES/UTs	ASP/DY.SP/ASSTT. COMMANDANT	INSPECTOR /RI	S.I./RSI	A.S.I./ARSI	HEAD CONSTABLE	CONSTABLE	TOTAL	RESERVATION PERCENTAGE APPROVED BY STATE GOVT.
(1)	(2)	(3)	(4)	(5)	(6)	(7)	(8)	(9)	(10)
1	Andhra Pradesh	12	40	225	343	1,098	2,469	4,187	6.00%
2	Arunachal Pradesh	97	192	244	449	1,718	7,370	10,070	80.00%
3	Assam	-	-	425	305	1,295	8,415	10,440	15.00%
4	Bihar	7	61	299	244	540	2,042	3,193	1.00%
5	Chhattisgarh	182	344	573	891	3,334	17,847	23,171	32.00%
6	Goa	2	17	20	31	118	261	449	12.00%
7	Gujarat	43	224	488	1,725	2,979	10,795	16,254	15.00%
8	Haryana	-	-	-	-	-	-	-	0.00%
9	Himachal Pradesh	-	19	51	69	153	999	1,291	5.00%
10	Jharkhand	29	67	988	1,541	2,433	11,831	16,889	26.00%
11	Karnataka	22	69	221	478	1,369	2,319	4,478	3.00%
12	Kerala	8	20	38	33	257	812	1,168	2.00%
13	Madhya Pradesh	156	312	1,027	1,167	2,316	8,510	13,488	20.00%
14	Maharashtra	46	661	566	938	4,482	8,285	14,978	7.00%
15	Manipur	29	115	348	259	1,370	5,542	7,663	31.00%
16	Meghalaya	88	192	898	174	1,214	9,615	12,181	80.00%
17	Mizoram	67	238	568	362	1,558	3,870	6,663	0.00%
18	Nagaland	122	230	728	347	4,981	15,098	21,506	100.00%
19	Odisha	62	274	583	681	1,162	13,496	16,258	22.50%
20	Punjab	1	-	-	-	2	2	5	25.00%
21	Rajasthan	98	141	281	494	2,000	10,247	13,261	12.00%
22	Sikkim	21	22	30	142	103	420	738	38.00%
23	Tamil Nadu	7	12	37	7	135	385	583	1.00%
24	Telangana	31	97	247	412	788	3,602	5,177	6.00%
25	Tripura	72	57	289	214	705	5,347	6,684	31.00%
26	Uttar Pradesh	9	14	312	NA	377	2,196	2,908	2.00%
27	Uttarakhand	1	NA	28	NA	NA	684	713	4.00%
28	West Bengal	31	37	461	526	-	5,993	7,048	6.00%
29	A & N Islands	-	10	9	6	39	169	233	8.00%
30	Chandigarh	NA	NA	NA	NA	NA	NA	-	0.00%
31	D & N Haveli	-	2	3	-	32	156	193	43.00%
32	Daman & Diu	-	-	3	2	5	33	43	9.00%
33	Delhi	25	106	545	589	1,573	3,368	6,206	8.00%
34	Jammu and Kashmir	57	168	281	585	2,098	9,280	12,469	8.00%
35	Ladakh	15	45	80	154	430	776	1,500	45.00%
36	Lakshadweep	1	4	6	4	53	187	255	45.00%
37	Puducherry	-	-	-	-	-	-	-	0.00%
	All India	1,341	3,790	10,902	13,172	40,717	1,72,421	2,42,343	-



TABLE 3.1.8 -- ACTUAL STRENGTH OF OTHER BACKWARD CLASSES STAFF IN STATES/UTs

AS ON 01.01.2020

Sl. No.	STATES/UTs	ASP/DY.SP/ ASSTT. COMMANDANT	INSPECTOR /RI	S.I./RSI	A.S.I./ ARSI	HEAD CONSTABLE	CONSTABLE	TOTAL	RESERVATION PERCENTAGE APPROVED BY STATE GOVT.
(1)	(2)	(3)	(4)	(5)	(6)	(7)	(8)	(9)	(10)
1	Andhra Pradesh	103	453	1,404	1,752	6,605	21,091	31,408	25.00%
2	Arunachal Pradesh	-	-	-	-	-	-	-	0.00%
3	Assam	-	-	1,315	776	3,213	17,287	22,591	27.00%
4	Bihar	NA	518	4,242	2,643	2,357	32,666	42,426	33.00%
5	Chhattisgarh	77	152	420	713	1,804	11,768	14,934	14.00%
6	Goa	-	10	35	7	37	317	406	27.00%
7	Gujarat	37	41	837	2,296	4,740	15,119	23,070	27.00%
8	Haryana	42	169	597	1,125	1,997	9,459	13,389	27.00%
9	Himachal Pradesh	-	35	36	50	337	1,985	2,443	18.00%
10	Jharkhand	18	98	1,303	1,485	2,067	9,584	14,555	14.00%
11	Karnataka	425	1,165	1,381	4,464	13,470	21,402	42,307	32.00%
12	Kerala	95	270	950	858	4,240	15,494	21,907	40.00%
13	Madhya Pradesh	69	161	678	251	1,032	9,174	11,365	14.00%
14	Maharashtra	41	2,111	1,775	968	5,876	16,860	27,631	19.00%
15	Manipur	-	13	67	48	145	1,090	1,363	17.00%
16	Meghalaya	9	18	48	36	109	356	576	5.00%
17	Mizoram	-	2	7	4	37	44	94	0.00%
18	Nagaland	-	-	-	-	-	-	-	0.00%
19	Odisha	34	300	625	346	1,262	11,756	14,323	11.25%
20	Punjab	79	174	560	1,074	2,689	11,300	15,876	12.00%
21	Rajasthan	-	488	311	81	541	13,977	15,398	21.00%
22	Sikkim	14	31	64	190	174	542	1,015	43.00%
23	Tamil Nadu	786	1,138	3,135	962	13,043	24,454	43,518	50.00%
24	Telangana	148	754	1,337	1,355	2,748	15,404	21,746	29.00%
25	Tripura	-	-	-	-	-	-	-	0.00%
26	Uttar Pradesh	71	1,240	9,219	NA	17,657	67,992	96,179	27.00%
27	Uttarakhand	3	NA	121	NA	NA	2,392	2,516	14.00%
28	West Bengal	37	69	1,006	695	-	10,043	11,850	17.00%
29	A & N Islands	-	-	28	-	-	352	380	38.00%
30	Chandigarh	7	11	66	36	194	1,416	1,730	27.00%
31	D & N Haveli	-	-	2	-	1	16	19	5.00%
32	Daman & Diu	1	1	8	1	21	145	177	27.00%
33	Delhi	13	131	832	42	4,106	15,601	20,725	27.00%
34	Jammu and Kashmir	125	30	48	112	297	1,113	1,725	1.00%
35	Ladakh	-	-	-	-	-	24	24	0.00%
36	Lakshadweep	1	-	-	1	2	4	8	0.00%
37	Puducherry	-	35	82	32	476	1,323	1,948	33.00%
	All India	2,235	9,618	32,539	22,403	91,277	3,61,550	5,19,622	

TABLE 3.1.9-- ACTUAL STRENGTH OF WOMAN IN CIVIL POLICE IN STATES/UTs

AS ON 01.01.2020

Sl. No.	STATES/UTs	DGP / SPL. DGP	ADDL. DGP	IGP	DIG	AIGP/SSP/SP/COMMANDANT	ADDL. SP/ Dy. COMMANDANT	ASP/DY.SP/ASSTT. COMMANDANT
(1)	(2)	(3)	(4)	(5)	(6)	(7)	(8)	(9)
1	Andhra Pradesh	1	1	2	0	10	14	17
2	Arunachal Pradesh	0	0	0	0	0	3	3
3	Assam	0	0	0	1	9	6	33
4	Bihar	0	0	1	3	8	2	25
5	Chhattisgarh	0	0	0	1	7	21	49
6	Goa	0	0	0	0	0	0	4
7	Gujarat	0	1	1	1	7	0	34
8	Haryana	0	0	3	0	0	3	18
9	Himachal Pradesh	0	0	2	1	9	0	7
10	Jharkhand	0	0	0	0	0	0	2
11	Karnataka	1	1	1	0	49	0	23
12	Kerala	0	0	0	0	0	0	0
13	Madhya Pradesh	0	5	2	4	10	40	140
14	Maharashtra	0	3	1	2	46	0	64
15	Manipur	0	0	1	1	8	7	7
16	Meghalaya	0	0	0	0	3	0	4
17	Mizoram	0	0	0	0	2	0	5
18	Nagaland	0	0	0	0	0	0	0
19	Odisha	0	0	3	1	5	8	19
20	Punjab	0	2	3	0	13	4	31
21	Rajasthan	0	4	1	2	16	34	45
22	Sikkim	0	0	0	1	4	5	9
23	Tamil Nadu	1	1	3	12	31	10	22
24	Telangana	1	3	7	0	15	21	4
25	Tripura	0	0	0	0	4	0	7
26	Uttar Pradesh	NA	4	2	3	21	NA	NA
27	Uttarakhand	0	0	0	3	2	3	7
28	West Bengal	1	0	3	8	16	6	45
29	A & N Islands	0	0	0	0	2	0	1
30	Chandigarh	NA	NA	NA	NA	1	NA	4
31	D & N Haveli	0	0	0	0	0	0	0
32	Daman & Diu	0	0	0	0	0	0	0
33	Delhi	0	2	2	1	8	2	35
34	Jammu and Kashmir	0	0	0	0	0	9	27
35	Ladakh	0	0	0	0	1	0	0
36	Lakshadweep	0	0	0	0	0	0	0
37	Puducherry	0	0	0	0	3	0	0
	All India	5	27	38	45	310	198	691


TABLE 3.1.9-- (CONTINUED . . .)

Sl. No.	STATES/UTs	INSPECTOR /RI	S.I./RSI	A.S.I./ ARSI	HEAD CONSTABLE	CONSTABLE	OTHERS IF ANY	TOTAL
(1)	(2)	(10)	(11)	(12)	(13)	(14)	(15)	(16)
1	Andhra Pradesh	22	193	221	355	2,386	0	3,222
2	Arunachal Pradesh	11	28	15	35	794	40	929
3	Assam	19	134	29	57	3,337	12	3,637
4	Bihar	50	900	223	136	12,915	0	14,263
5	Chhattisgarh	86	181	201	264	2,670	10	3,490
6	Goa	4	43	34	123	341	89	638
7	Gujarat	85	423	717	937	6,161	0	8,367
8	Haryana	69	213	500	682	2,847	0	4,335
9	Himachal Pradesh	15	25	35	102	2,146	0	2,342
10	Jharkhand	28	188	224	2	4	19	467
11	Karnataka	51	376	303	1,131	4,824	0	6,760
12	Kerala	20	99	-	71	3,017	0	3,207
13	Madhya Pradesh	179	990	214	395	3,892	0	5,871
14	Maharashtra	425	965	185	6,538	18,653	0	26,882
15	Manipur	5	68	90	148	1,046	0	1,381
16	Meghalaya	12	83	10	32	297	0	441
17	Mizoram	57	100	61	163	147	0	535
18	Nagaland	0	36	35	83	536	0	690
19	Odisha	286	490	159	8	3,132	0	4,111
20	Punjab	57	367	66	442	5,394	444	6,823
21	Rajasthan	52	218	92	344	6,835	0	7,643
22	Sikkim	9	11	7	51	358	3	458
23	Tamil Nadu	1,044	1,393	-	3,239	5,831	0	11,587
24	Telangana	22	79	142	237	1,454	0	1,985
25	Tripura	5	67	26	42	975	0	1,126
26	Uttar Pradesh	261	825	NA	625	27,363	NA	29,104
27	Uttarakhand	6	273	-	44	1,912	NA	2,250
28	West Bengal	55	469	435	-	8,401	0	9,439
29	A & N Islands	12	16	10	41	410	22	514
30	Chandigarh	14	10	7	59	1,058	NA	1,153
31	D & N Haveli	0	5	-	8	36	0	49
32	Daman & Diu	0	4	3	3	47	2	59
33	Delhi	102	927	641	696	6,905	248	9,569
34	Jammu and Kashmir	38	64	14	186	567	173	1,078
35	Ladakh	1	1	1	8	67	0	79
36	Lakshadweep	0	-	-	7	21	0	28
37	Puducherry	0	8	-	35	158	0	204
	All India	3,102	10,272	4,700	17,329	1,36,937	1,062	1,74,716

TABLE 3.1.10 (A)-- ACTUAL STRENGTH OF WOMAN IN DISTRICT ARMED RESERVE (DAR) POLICE IN STATES/UTs

AS ON 01.01.2020

Sl. No.	STATES/UTs	AIGP/SSP/SP/COMMANDANT	ADDL. SP/DY. COMMANDANT	ASP/DY.SP /ASSTT. COMMANDANT	INSPECTOR/RI	S.I./RSI
(1)	(2)	(3)	(4)	(5)	(6)	(7)
1	Andhra Pradesh	0	0	0	0	14
2	Arunachal Pradesh	0	0	0	0	0
3	Assam	0	0	0	2	1
4	Bihar	0	0	0	0	0
5	Chhattisgarh	0	0	0	0	0
6	Goa	NA	NA	NA	NA	NA
7	Gujarat	3	0	0	2	9
8	Haryana	0	0	0	0	0
9	Himachal Pradesh	0	0	0	0	0
10	Jharkhand	0	0	0	0	0
11	Karnataka	0	0	0	0	0
12	Kerala	0	0	0	0	0
13	Madhya Pradesh	NA	NA	NA	NA	NA
14	Maharashtra	7	0	0	0	0
15	Manipur	0	0	0	0	0
16	Meghalaya	0	0	0	0	0
17	Mizoram	0	0	0	0	0
18	Nagaland	3	0	1	236	0
19	Odisha	0	0	0	0	1
20	Punjab	0	0	0	0	0
21	Rajasthan	0	0	0	0	0
22	Sikkim	0	0	0	0	0
23	Tamil Nadu	0	0	0	11	45
24	Telangana	2	1	3	2	12
25	Tripura	0	0	0	0	3
26	Uttar Pradesh	NA	NA	NA	NA	NA
27	Uttarakhand	0	2	1	0	0
28	West Bengal	0	0	0	0	0
29	A & N Islands	1	0	0	1	1
30	Chandigarh	NA	NA	NA	NA	NA
31	D & N Haveli	0	0	0	0	0
32	Daman & Diu	0	0	0	0	0
33	Delhi	0	0	0	0	0
34	Jammu and Kashmir	NA	NA	NA	NA	NA
35	Ladakh	0	0	0	0	0
36	Lakshadweep	0	0	0	0	0
37	Puducherry	0	0	0	0	0
	All India	16	3	5	254	86


TABLE 3.1.10 (A)-- (CONTINUED . . .)

Sl. No.	STATES/UTs	A.S.I./ARSI	HEAD CONSTABLE	CONSTABLE	OTHERS IF ANY	TOTAL
(1)	(2)	(8)	(9)	(10)	(11)	(12)
1	Andhra Pradesh	0	29	218	0	261
2	Arunachal Pradesh	0	0	0	0	0
3	Assam	0	14	400	4	421
4	Bihar	0	243	5,602	0	5,845
5	Chhattisgarh	0	0	0	0	0
6	Goa	NA	NA	NA	NA	0
7	Gujarat	0	0	423	0	437
8	Haryana	0	0	0	0	0
9	Himachal Pradesh	0	0	0	0	0
10	Jharkhand	1	234	1,887	23	2,145
11	Karnataka	0	0	0	0	0
12	Kerala	0	0	0	0	0
13	Madhya Pradesh	NA	NA	NA	NA	0
14	Maharashtra	0	0	0	0	7
15	Manipur	0	0	0	0	0
16	Meghalaya	0	0	48	0	48
17	Mizoram	0	0	0	0	0
18	Nagaland	0	0	75	0	315
19	Odisha	0	58	1,486	0	1,545
20	Punjab	0	0	0	0	0
21	Rajasthan	0	0	0	0	0
22	Sikkim	0	0	0	0	0
23	Tamil Nadu	0	282	8,429	0	8,767
24	Telangana	20	20	455	0	515
25	Tripura	0	11	13	16	43
26	Uttar Pradesh	NA	NA	NA	NA	0
27	Uttarakhand	0	0	0	0	3
28	West Bengal	0	0	0	0	0
29	A & N Islands	1	3	24	8	39
30	Chandigarh	NA	NA	NA	NA	0
31	D & N Haveli	0	0	0	0	0
32	Daman & Diu	0	0	0	0	0
33	Delhi	0	0	0	0	0
34	Jammu and Kashmir	NA	NA	NA	NA	0
35	Ladakh	0	0	0	0	0
36	Lakshadweep	0	0	0	0	0
37	Puducherry	0	0	0	0	0
	All India	22	894	19,060	51	20,391

TABLE 3.1.10 (B)-- ACTUAL STRENGTH OF WOMAN IN SPECIAL ARMED POLICE BATTALION IN STATES/UTs

AS ON 01.01.2020

Sl. No.	STATES/UTs	DGP / SPL.DGP	ADDL. DGP	IGP	DIG	AIGP/SSP/SP/ COMMANDANT	ADDL. SP/ Dy. COMMANDANT
(1)	(2)	(3)	(4)	(5)	(6)	(7)	(8)
1	Andhra Pradesh	0	0	0	0	0	0
2	Arunachal Pradesh	0	0	0	0	0	0
3	Assam	0	0	0	0	1	6
4	Bihar	0	0	0	0	2	1
5	Chhattisgarh	0	0	0	0	1	2
6	Goa	0	0	0	0	0	0
7	Gujarat	0	0	0	0	0	0
8	Haryana	0	0	1	0	0	0
9	Himachal Pradesh	0	0	0	0	1	0
10	Jharkhand	0	0	0	0	1	0
11	Karnataka	0	0	0	0	0	0
12	Kerala	0	0	0	0	0	0
13	Madhya Pradesh	0	0	0	0	2	5
14	Maharashtra	0	1	0	0	0	0
15	Manipur	0	0	0	0	1	3
16	Meghalaya	0	0	0	0	0	0
17	Mizoram	0	0	0	0	0	0
18	Nagaland	0	0	0	0	1	3
19	Odisha	0	0	0	0	0	0
20	Punjab	0	0	0	0	1	3
21	Rajasthan	0	0	0	0	1	3
22	Sikkim	0	0	0	0	0	0
23	Tamil Nadu	0	0	0	0	0	0
24	Telangana	0	0	0	0	0	0
25	Tripura	0	0	0	0	0	0
26	Uttar Pradesh	NA	NA	NA	NA	NA	3
27	Uttarakhand	0	0	0	0	0	1
28	West Bengal	0	0	0	0	2	3
29	A & N Islands	0	0	0	0	0	0
30	Chandigarh	NA	NA	NA	NA	NA	NA
31	D & N Haveli	0	0	0	0	0	0
32	Daman & Diu	0	0	0	0	0	0
33	Delhi	0	0	0	0	1	0
34	Jammu and Kashmir	0	0	0	0	0	3
35	Ladakh	0	0	0	0	0	0
36	Lakshadweep	0	0	0	0	0	0
37	Puducherry	0	0	0	0	0	0
	All India	0	1	1	0	15	36



TABLE 3.1.10 (B)-- (CONTINUED . . .)

Sl. No.	STATES/UTs	ASP/DY.SP/ ASSTT. COMMANDANT	INSPECTOR /RI	S.I./RSI	A.S.I./ARSI	HEAD CONSTABLE	CONSTABLE	OTHERS IF ANY	TOTAL
(1)	(2)	(9)	(10)	(11)	(12)	(13)	(14)	(15)	(16)
1	Andhra Pradesh	0	0	0	0	0	0	0	0
2	Arunachal Pradesh	0	0	2	0	1	100	0	103
3	Assam	8	11	3	2	18	1,026	4	1,079
4	Bihar	2	0	0	0	1	2,805	5	2,816
5	Chhattisgarh	7	0	28	30	9	467	0	544
6	Goa	0	0	0	2	4	1	0	7
7	Gujarat	0	0	0	0	0	1,043	0	1,043
8	Haryana	0	2	6	0	0	0	0	9
9	Himachal Pradesh	0	0	0	3	7	31	0	42
10	Jharkhand	6	0	0	9	161	904	84	1,165
11	Karnataka	0	2	5	0	0	128	0	135
12	Kerala	0	0	0	0	9	667	0	676
13	Madhya Pradesh	10	2	6	7	37	61	0	130
14	Maharashtra	0	0	0	0	0	0	0	1
15	Manipur	0	7	3	18	93	522	0	647
16	Meghalaya	1	0	2	0	0	135	0	138
17	Mizoram	0	4	15	3	0	0	0	22
18	Nagaland	5	2	21	0	193	575	0	800
19	Odisha	0	0	0	0	0	198	0	198
20	Punjab	11	2	20	3	11	252	97	400
21	Rajasthan	1	14	11	0	51	1,132	0	1,213
22	Sikkim	0	0	0	0	0	0	0	0
23	Tamil Nadu	3	0	108	0	285	111	0	507
24	Telangana	0	0	0	0	0	0	0	0
25	Tripura	0	0	0	0	0	0	0	0
26	Uttar Pradesh	5	NA	NA	NA	NA	NA	NA	8
27	Uttarakhand	0	0	19	0	30	272	0	322
28	West Bengal	3	0	1	12	0	31	0	52
29	A & N Islands	0	0	0	0	0	0	0	0
30	Chandigarh	1	NA	NA	NA	NA	147	NA	148
31	D & N Haveli	0	0	0	0	0	0	0	0
32	Daman & Diu	0	0	0	0	0	0	0	0
33	Delhi	1	1	35	8	16	452	27	541
34	Jammu and Kashmir	9	15	15	0	372	932	253	1,599
35	Ladakh	0	0	0	0	0	0	0	0
36	Lakshadweep	0	0	0	0	0	0	0	0
37	Puducherry	0	0	3	0	8	45	0	56
	All India	73	62	303	97	1,306	12,037	470	14,401

TABLE 3.1.10 (C) -- ACTUAL STRENGTH OF WOMAN OF DIFFERENT RANKS IN IRB POLICE IN STATES/UTs

AS ON 01.01.2020

Sl. No.	STATES/UTs	DGP/SPL.DGP	ADDL.DGP	IGP	DIG	AIGP/SSP/SP/COMMANDANT	ADDL. SP/DY. COMMANDANT
(1)	(2)	(3)	(4)	(5)	(6)	(7)	(8)
1	Andhra Pradesh	0	0	0	0	0	0
2	Arunachal Pradesh	0	0	0	0	0	0
3	Assam	0	0	0	0	0	0
4	Bihar	0	0	0	0	0	0
5	Chhattisgarh	0	0	0	0	1	0
6	Goa	0	0	0	0	0	0
7	Gujarat	NP	0	0	0	0	0
8	Haryana	0	0	0	0	0	0
9	Himachal Pradesh	0	0	0	0	3	0
10	Jharkhand	0	0	0	0	0	0
11	Karnataka	0	0	0	0	0	0
12	Kerala	0	0	0	0	1	0
13	Madhya Pradesh	NA	NA	NA	NA	NA	NA
14	Maharashtra	0	0	0	0	0	0
15	Manipur	0	0	0	0	1	3
16	Meghalaya	0	0	0	0	1	0
17	Mizoram	0	0	0	0	0	0
18	Nagaland	0	0	0	0	0	6
19	Odisha	0	0	0	0	0	0
20	Punjab	0	0	0	0	1	1
21	Rajasthan	0	0	0	0	1	2
22	Sikkim	0	0	0	0	0	0
23	Tamil Nadu	0	0	0	0	0	0
24	Telangana	0	0	0	0	0	0
25	Tripura	0	0	0	0	0	0
26	Uttar Pradesh	NA	NA	NA	NA	NA	NA
27	Uttarakhand	0	0	0	0	1	1
28	West Bengal	0	0	0	0	0	0
29	A & N Islands	0	0	0	0	0	0
30	Chandigarh	NA	NA	NA	NA	NA	NA
31	D & N Haveli	0	0	0	0	0	0
32	Daman & Diu	0	0	0	0	0	0
33	Delhi	0	0	0	0	0	0
34	Jammu and Kashmir	NA	NA	NA	NA	NA	NA
35	Ladakh	0	0	0	0	0	0
36	Lakshadweep	0	0	0	0	0	0
37	Puducherry	0	0	0	0	0	0
All India		0	0	0	0	10	13



TABLE 3.1.10 (C)-- (CONTINUED . . .)

Sl. No.	STATES/UTs	ASP/DY.SP/ ASSTT. COMMANDANT	INSPECTOR/ RI	S.I./RSI	A.S.I./ ARSI	HEAD CONSTABLE	CONSTABLE	OTHERS IF ANY	TOTAL
(1)	(2)	(9)	(10)	(11)	(12)	(13)	(14)	(15)	(16)
1	Andhra Pradesh	0	0	0	0	0	0	0	0
2	Arunachal Pradesh	0	0	2	0	1	52	0	55
3	Assam	4	1	0	2	0	290	0	297
4	Bihar	0	0	0	0	0	321	0	321
5	Chhattisgarh	3	0	5	6	2	459	0	476
6	Goa	0	1	2	0	74	114	0	191
7	Gujarat	0	0	0	0	0	0	0	0
8	Haryana	0	0	0	0	0	0	0	0
9	Himachal Pradesh	1	2	2	3	21	959	0	991
10	Jharkhand	0	0	0	0	0	837	21	858
11	Karnataka	0	0	0	0	0	0	0	0
12	Kerala	0	0	0	0	0	0	0	1
13	Madhya Pradesh	NA	NA	NA	NA	NA	NA	NA	0
14	Maharashtra	0	0	0	0	0	0	0	0
15	Manipur	1	7	3	18	93	522	0	648
16	Meghalaya	2	0	3	0	0	64	3	73
17	Mizoram	5	4	11	3	0	0	0	23
18	Nagaland	2	0	22	0	220	648	36	934
19	Odisha	0	0	0	0	0	0	0	0
20	Punjab	3	2	6	1	5	71	24	114
21	Rajasthan	0	3	6	0	44	427	0	483
22	Sikkim	0	0	0	0	0	0	0	0
23	Tamil Nadu	0	0	0	0	0	0	0	0
24	Telangana	0	0	0	0	0	0	0	0
25	Tripura	0	0	0	0	0	0	0	0
26	Uttar Pradesh	NA	NA	NA	NA	NA	NA	NA	0
27	Uttarakhand	1	0	0	0	0	0	0	3
28	West Bengal	0	0	0	0	0	0	0	0
29	A & N Islands	0	0	0	0	0	0	0	0
30	Chandigarh	NA	NA	NA	NA	NA	147	NA	147
31	D & N Haveli	0	0	0	0	0	0	0	0
32	Daman & Diu	0	0	0	0	0	0	0	0
33	Delhi	0	0	0	0	0	0	0	0
34	Jammu and Kashmir	NA	NA	NA	NA	NA	NA	NA	0
35	Ladakh	1	2	8	0	23	193	3	230
36	Lakshadweep	0	0	0	0	0	0	0	0
37	Puducherry	0	0	0	0	0	0	0	0
	All India	23	22	70	33	483	5,104	87	5,845

TABLE 3.1.10 (D) - ACTUAL STRENGTH OF WOMAN OF DIFFERENT RANKS IN COMMANDO BATTALIONS IN STATES/UTs

AS ON 01.01.2020

Sl. No.	STATES/UTs	DGP/ SPL DG/ ADGP	IGP	DIG	AIGP/SSP /SP/ COMMANDANT	ADDL. SP/DY. COMMANDANT	ASP/DY.SP/ ASSTT. COMMANDANT
(1)	(2)	(3)	(4)	(5)	(6)	(7)	(8)
1	Andhra Pradesh	0	0	0	0	0	0
2	Arunachal Pradesh	0	0	0	0	0	0
3	Assam	0	0	0	0	0	0
4	Bihar	NA	NA	NA	NA	NA	NA
5	Chhattisgarh	0	0	0	0	0	0
6	Goa	NA	NA	NA	NA	NA	NA
7	Gujarat @		0	0	0	0	0
8	Haryana	0	0	0	0	0	0
9	Himachal Pradesh	0	0	0	0	0	0
10	Jharkhand	NA	NA	NA	NA	NA	NA
11	Karnataka	0	0	0	0	0	0
12	Kerala	0	0	0	0	0	0
13	Madhya Pradesh	NA	NA	NA	NA	NA	NA
14	Maharashtra	0	0	0	0	0	0
15	Manipur	0	0	0	0	0	0
16	Meghalaya	0	0	0	0	0	3
17	Mizoram	23	0	23	0	23	0
18	Nagaland	0	0	0	0	0	0
19	Odisha	0	0	0	0	0	0
20	Punjab	0	0	0	0	0	2
21	Rajasthan	0	0	0	0	0	0
22	Sikkim	0	0	0	0	0	0
23	Tamil Nadu	0	0	0	0	0	0
24	Telangana	0	0	0	0	0	0
25	Tripura	0	0	0	0	0	0
26	Uttar Pradesh	NA	NA	NA	NA	NA	NA
27	Uttarakhand	NA	NA	NA	NA	NA	NA
28	West Bengal	0	0	0	0	0	0
29	A & N Islands	0	0	0	0	0	0
30	Chandigarh	NA	NA	NA	NA	NA	NA
31	D & N Haveli	0	0	0	0	0	0
32	Daman & Diu	0	0	0	0	0	0
33	Delhi	0	0	0	0	0	0
34	Jammu and Kashmir	NA	NA	NA	NA	NA	NA
35	Ladakh	0	0	0	0	0	0
36	Lakshadweep	0	0	0	0	0	0
37	Puducherry	0	0	0	0	0	0
All India		23	0	23	0	23	5

@ NOTE: There is no sanction strength of woman in Commando Battalions in States.



TABLE 3.1.10 (D)-- (CONTINUED . . .)

Sl. No.	STATES/UTs	INSPECTOR /RI	S.I./RSI	A.S.I. / ARSI	HEAD CONSTABLE	CONSTABLE	OTHERS IF ANY	TOTAL
(1)	(2)	(9)	(10)	(11)	(12)	(13)	(14)	(15)
1	Andhra Pradesh	0	0	0	0	0	0	0
2	Arunachal Pradesh	0	0	0	0	0	0	0
3	Assam	0	0	0	0	1	0	1
4	Bihar	NA	NA	NA	NA	NA	NA	0
5	Chhattisgarh	0	0	0	0	0	0	0
6	Goa	NA	NA	NA	NA	NA	NA	0
7	Gujarat @	0	0	0	0	0	0	0
8	Haryana	0	0	0	0	0	0	0
9	Himachal Pradesh	0	0	0	0	0	0	0
10	Jharkhand	NA	NA	NA	NA	NA	NA	0
11	Karnataka	0	0	0	1	0	0	1
12	Kerala	0	0	0	0	0	0	0
13	Madhya Pradesh	NA	NA	NA	NA	NA	NA	0
14	Maharashtra	0	0	0	0	0	0	0
15	Manipur	0	2	1	2	16	0	21
16	Meghalaya	0	8	0	0	140	0	151
17	Mizoram	23	0	23	0	23	0	138
18	Nagaland	0	0	0	0	0	0	0
19	Odisha	0	0	0	0	0	0	0
20	Punjab	0	6	0	3	84	19	114
21	Rajasthan	0	0	0	0	0	0	0
22	Sikkim	0	0	0	0	0	0	0
23	Tamil Nadu	0	0	0	0	0	0	0
24	Telangana	0	0	0	0	0	0	0
25	Tripura	0	0	0	0	0	0	0
26	Uttar Pradesh	NA	NA	NA	NA	NA	NA	0
27	Uttarakhand	NA	NA	NA	NA	NA	NA	0
28	West Bengal	0	0	0	0	0	0	0
29	A & N Islands	0	0	0	0	0	0	0
30	Chandigarh	NA	NA	NA	NA	NA	NA	0
31	D & N Haveli	0	0	0	0	0	0	0
32	Daman & Diu	0	0	0	0	0	0	0
33	Delhi	0	0	0	0	0	0	0
34	Jammu and Kashmir	NA	NA	NA	NA	NA	NA	0
35	Ladakh	0	0	0	0	0	0	0
36	Lakshadweep	0	0	0	0	0	0	0
37	Puducherry	0	0	0	0	0	0	0
	All India	23	16	24	6	264	19	426

@ NOTE; There is no sanction strength of woman in Commando Battalions in States.

TABLE 3.1.10 (E) - NUMBER OF ALL-WOMAN BATTALION IN POLICE IN STATES/UTs

AS ON 01.01.2020

Sl. No.	STATES/UTs	NUMBER OF ALL-WOMAN BATTALION		
		STATE ARMED RESERVE POLICE	IRB IN POLICE	COMMANDO BATTALION
(1)	(2)	(3)	(4)	(5)
1	Andhra Pradesh	0	0	0
2	Arunachal Pradesh	0	0	0
3	Assam	0	0	0
4	Bihar	2	0	0
5	Chhattisgarh	0	0	0
6	Goa	NA	NA	NA
7	Gujarat	NA	NA	NA
8	Haryana	0	0	0
9	Himachal Pradesh	0	1	0
10	Jharkhand	1	NA	NA
11	Karnataka	0	0	0
12	Kerala	1	0	0
13	Madhya Pradesh	NA	NA	NA
14	Maharashtra	0	0	0
15	Manipur	0	1	0
16	Meghalaya	NA	NA	NA
17	Mizoram	0	0	0
18	Nagaland	0	1	0
19	Odisha	0	0	0
20	Punjab	0	0	0
21	Rajasthan	0	1	0
22	Sikkim	0	0	0
23	Tamil Nadu	0	0	0
24	Telangana	0	0	0
25	Tripura	0	0	0
26	Uttar Pradesh	NA	NA	NA
27	Uttarakhand	2	NA	NA
28	West Bengal	0	0	0
29	A & N Islands	0	0	0
30	Chandigarh	NA	NA	NA
31	D & N Haveli	0	0	0
32	Daman & Diu	0	0	0
33	Delhi	0	0	0
34	Jammu and Kashmir	2	0	0
35	Ladakh	0	0	0
36	Lakshadweep	0	0	0
37	Puducherry	0	0	0
	All India	8	4	0



TABLE 3.2.1 -- STRENGTH OF WOMAN POLICE, RESERVATION OF WOMAN POLICE, WOMAN POPULATION PER WOMAN POLICE

AS ON 01.01.2020

SI No.	STATES/UTs	ACTUAL STRENGTH OF TOTAL POLICE (CIVIL + DISTRICT ARMED RESERVE (DAR) + SPL. ARMED + IRB)	ACTUAL STRENGTH OF WOMAN POLICE (CIVIL + DISTRICT ARMED RESERVE (DAR) + SPL. ARMED + IRB)	PERCENTAGE OF WOMAN POLICE (CIVIL + DISTRICT ARMED RESERVE (DAR) + SPL. ARMED + IRB)
(1)	(2)	(3)	(4)	(5)
1	Andhra Pradesh	59,553	3,483	5.85%
2	Arunachal Pradesh	12,546	1,087	8.66%
3	Assam	71,608	5,434	7.59%
4	Bihar #	91,862	23,245	25.30%
5	Chhattisgarh	63,839	4,510	7.06%
6	Goa	7,907	836	10.57%
7	Gujarat	84,078	9,847	11.71%
8	Haryana	52,088	4,344	8.34%
9	Himachal Pradesh @	17,623	3,375	19.15%
10	Jharkhand	64,938	4,635	7.14%
11	Karnataka	83,259	6,895	8.28%
12	Kerala	53,723	3,884	7.23%
13	Madhya Pradesh	99,496	6,001	6.03%
14	Maharashtra	2,14,776	26,890	12.52%
15	Manipur	29,410	2,676	9.10%
16	Meghalaya	14,760	851	5.77%
17	Mizoram	8,081	580	7.18%
18	Nagaland	28,113	2,739	9.74%
19	Odisha	58,455	5,854	10.01%
20	Punjab	85,947	7,337	8.54%
21	Rajasthan	95,262	9,339	9.80%
22	Sikkim	5,678	458	8.07%
23	Tamil Nadu	1,12,745	20,861	18.50%
24	Telangana ~	48,877	2,500	5.11%
25	Tripura	22,791	1,169	5.13%
26	Uttar Pradesh	3,03,450	29,112	9.59%
27	Uttarakhand	21,106	2,578	12.21%
28	West Bengal ^	97,775	9,491	9.71%
29	A & N Islands *	4,302	553	12.85%
30	Chandigarh	7,711	1,448	18.78%
31	D & N Haveli	801	49	6.12%
32	Daman & Diu	424	59	13.92%
33	Delhi	82,195	10,110	12.30%
34	Jammu and Kashmir	80,938	2,677	3.31%
35	Ladakh	1,673	309	18.47%
36	Lakshadweep !	267	28	10.49%
37	Puducherry	3,431	260	7.58%
	All India	20,91,488	2,15,504	10.30%

Source For Population : Registrar General & Census Commissioner of India, Projected Mid year Population

- # 35% for Woman and 3% for Backward caste woman
- @ The Govt. of HP has not notified any reservation for woman in Police Department. However, presently 20% vacancies of Constables are being filled up by Female candidate through direct recruitment.
- ~ 33.3% for civil, 10% for DAR & 0% State Armed Reserve
- ^ NIL, However, the Govt. has sanctioned the following number of posts for woman Police. (Lady Inspectors-75, LSI-798, LASI-931 and LC-9700 Total-11504)
- * 33% Horizontal reservation for woman
- ! "ZERO". During the year, 2015, 33% of post from the rank of constable to SI under direct recruitment & 10% promotion post to the rank of Head Constable were reserved for woman but Hon'ble CAT Ernakulam bench has set aside the RR of 2012. Therefore department went for the amendment of RR 2012 including reservation of woman.

TABLE 3.2.1 -- (CONTINUED . . .)

SI No.	STATES/UTs	RESERVATION PERCENTAGE OF WOMAN POLICE APPROVED BY STATES/UTs GOVT.	WOMAN POPULATION IN THOUSANDS (AS ON 1ST OCTOBER, 2019) BASED ON 2011 CENSUS	WOMAN POPULATION PER WOMAN POLICE (WPWP)
(1)	(2)	(6)	(7)	(8)
1	Andhra Pradesh	33%	26,179	7,516.22
2	Arunachal Pradesh	10%	733	674.33
3	Assam	30%	16,932	3,115.94
4	Bihar #		57,833	2,487.98
5	Chhattisgarh	30%	14,426	3,198.67
6	Goa	0%	766	916.27
7	Gujarat	33%	32,593	3,309.94
8	Haryana	0%	13,580	3,126.15
9	Himachal Pradesh @		3,611	1,069.93
10	Jharkhand	33%	18,393	3,968.28
11	Karnataka	20%	32,573	4,724.15
12	Kerala	0%	18,316	4,715.76
13	Madhya Pradesh	33%	40,103	6,682.72
14	Maharashtra	33%	58,982	2,193.45
15	Manipur	NA	1,552	579.97
16	Meghalaya	6%	1,615	1,897.77
17	Mizoram	0%	593	1,022.41
18	Nagaland	33%	1,044	381.16
19	Odisha	33%	22,436	3,832.59
20	Punjab	33%	14,224	1,938.67
21	Rajasthan	30%	37,767	4,044.01
22	Sikkim	33%	315	687.77
23	Tamil Nadu	30%	37,970	1,820.14
24	Telangana ~		18,558	7,423.20
25	Tripura	10%	1,970	1,685.20
26	Uttar Pradesh	20%	1,08,499	3,726.95
27	Uttarakhand	30%	5,474	2,123.35
28	West Bengal ^		47,574	5,012.54
29	A & N Islands *		188	339.96
30	Chandigarh	33%	543	375.00
31	D & N Haveli	33%	229	4,673.47
32	Daman & Diu	33%	132	2,237.29
33	Delhi	33%	9,350	924.83
34	Jammu and Kashmir	NA	6,301	2,353.75
35	Ladakh	0%	128	414.24
36	Lakshadweep !		33	1,178.57
37	Puducherry	33%	791	3,042.31
	All India		6,52,306	3,026.89

Source For Population : Registrar General & Census Commissioner of India, Projected Mid year Population

- # 35% for Woman and 3% for Backward caste woman
- @ The Govt. of HP has not notified any reservation for woman in Police Department. However, presently 20% vacancies of Constables are being filled up by Female candidate through direct recruitment.
- ~ 33.3% for civil, 10% for DAR & 0% State Armed Reserve
- ^ NIL, However, the Govt. has sanctioned the following number of posts for woman Police. (Lady Inspectors-75, LSI-798, LASI-931 and LC-9700 Total-11504)
- * 33% Horizontal reservation for woman
- ! "ZERO". During the year, 2015, 33% of post from the rank of constable to SI under direct recruitment & 10% promotion post to the rank of Head Constable were reserved for woman but Hon'ble CAT Ernakulam bench has set aside the RR of 2012. Therefore department went for the amendment of RR 2012 including reservation of woman.



TABLE 3.2.2 -- SANCTIONED (S) / ACTUAL (A) STRENGTH IN VARIOUS RANKS IN TRAFFIC POLICE IN STATES/UTs

AS ON 01.01.2020

Sl. No.	STATES/UTs	DGP/ SPL.DGP		ADDL.DGP		IGP		DIG		AIGP/SSP/SP/ COMMANDANT		ADDL. SP/DY. COMMANDANT	
		S	A	S	A	S	A	S	A	S	A	S	A
(1)	(2)	(3)	(4)	(5)	(6)	(7)	(8)	(9)	(10)	(11)	(12)	(13)	(14)
1	Andhra Pradesh	0	0	0	0	0	0	0	0	1	1	2	1
2	ArunachalPrades	0	0	0	0	0	0	0	0	0	1	0	0
3	Assam	0	0	0	0	0	0	0	0	1	1	2	1
4	Bihar	0	0	0	0	0	0	0	0	1	1	0	0
5	Chhattisgarh	0	0	0	1	0	0	0	0	0	1	2	5
6	Goa	0	0	0	0	0	0	0	0	1	1	0	0
7	Gujarat	0	0	0	0	4	3	1	1	7	6	0	0
8	Haryana	0	0	0	0	1	1	0	0	0	0	1	1
9	HimachalPradesh	0	0	0	0	0	0	1	1	1	1	1	1
10	Jharkhand	0	0	0	0	0	0	0	0	1	1	0	0
11	Karnataka	0	0	0	0	0	0	1	1	2	2	5	4
12	Kerala	0	0	1	1	0	0	0	0	0	0	0	0
13	Madhya Pradesh	0	1	1	0	1	0	1	0	2	3	3	3
14	Maharashtra	0	0	1	1	1	1	1	1	10	10	2	2
15	Manipur	0	0	0	0	0	0	0	0	1	1	2	3
16	Meghalaya	0	0	0	0	0	0	0	0	0	0	0	0
17	Mizoram	0	0	0	0	0	0	0	0	1	1	1	1
18	Nagaland	0	0	0	0	0	0	0	0	1	1	0	0
19	Odisha	0	0	0	0	0	0	0	0	1	0	0	1
20	Punjab	0	0	1	1	0	1	1	1	1	4	0	1
21	Rajasthan	0	0	0	1	0	0	0	2	2	2	4	3
22	Sikkim	0	0	0	0	0	0	0	0	0	0	1	1
23	Tamil Nadu	0	0	0	0	3	3	4	4	15	15	2	0
24	Telangana	0	0	0	0	1	1	0	0	4	3	10	7
25	Tripura	0	0	0	0	0	0	0	0	1	1	1	0
26	Uttar Pradesh	NA	NA	1	1	1	1	NA	1	1	1	11	NA
27	Uttarakhand	0	0	0	0	0	0	1	1	0	1	0	1
28	West Bengal	2	0	0	2	1	2	2	2	4	9	0	2
29	A & N Islands	0	0	0	0	0	0	0	0	0	0	0	0
30	Chandigarh	0	0	0	0	0	0	0	0	0	1	0	0
31	D & N Haveli	0	0	0	0	0	0	0	0	0	0	0	0
32	Daman & Diu	0	0	0	0	0	0	0	0	0	0	0	0
33	Delhi	0	0	1	1	1	2	4	6	3	7	2	0
34	Jammu and Kash	0	0	0	0	1	1	2	0	0	0	6	6
35	Ladakh	0	0	0	0	0	0	0	0	0	0	0	1
36	Lakshadweep	0	0	0	0	0	0	0	0	0	0	0	0
37	Puducherry	0	0	0	0	0	0	0	0	1	2	0	0
	All India	2	1	6	9	15	16	19	21	63	78	58	45

TABLE 3.2.2 -- (CONTINUED . . .)

SI. No.	STATES/UTs	ASP/DY.SP/ASST. COMMANDANT		INSPECTOR /RI		S.I./RSI		A.S.I./ARSI	
		S	A	S	A	S	A	S	A
(1)	(2)	(15)	(16)	(17)	(18)	(19)	(20)	(21)	(22)
1	Andhra Pradesh	20	18	34	34	110	132	185	187
2	ArunachalPrades	0	1	3	2	8	17	2	22
3	Assam	3	3	6	6	26	37	37	110
4	Bihar	13	13	19	8	180	104	91	113
5	Chhattisgarh	9	10	28	39	84	21	62	74
6	Goa	2	2	11	10	32	17	44	78
7	Gujarat	15	13	50	43	282	135	1008	512
8	Haryana	10	7	32	45	60	26	180	82
9	HimachalPradesh	0	0	2	2	6	4	11	8
10	Jharkhand	3	3	14	16	65	10	325	154
11	Karnataka	12	12	65	65	434	347	767	744
12	Kerala	0	0	5	4	191	110	55	50
13	Madhya Pradesh	34	28	176	33	364	173	611	257
14	Maharashtra	28	19	527	296	539	167	796	529
15	Manipur	1	3	1	6	7	22	15	29
16	Meghalaya	2	1	18	16	60	64	0	0
17	Mizoram	1	1	4	4	11	11	4	3
18	Nagaland	2	2	0	0	4	8	10	16
19	Odisha	0	5	7	10	61	6	30	33
20	Punjab	5	11	12	20	23	34	48	381
21	Rajasthan	13	13	28	26	149	72	134	203
22	Sikkim	1	1	2	1	3	2	2	14
23	Tamil Nadu	28	28	201	181	652	695	0	0
24	Telangana	21	21	80	80	220	170	264	240
25	Tripura	2	2	13	8	24	6	32	8
26	Uttar Pradesh	NA	NA	9	61	90	193	NA	NA
27	Uttarakhand	0	1	21	8	16	14	0	0
28	West Bengal	50	65	147	137	1,302	905	1,002	1,047
29	A & N Islands	1	1	6	5	12	3	11	3
30	Chandigarh	0	5	2	10	7	11	0	39
31	D & N Haveli	0	0	1	1	2	2	2	2
32	Daman & Diu	0	0	1	0	2	0	2	1
33	Delhi	21	19	58	81	429	291	339	336
34	Jammu and Kash	21	17	50	40	226	59	166	114
35	Ladakh	0	1	0	4	0	7	0	21
36	Lakshadweep	0	0	0	0	0	0	0	0
37	Puducherry	0	0	3	3	9	9	1	1
	All India	318	326	1,636	1,305	5,690	3,884	6,236	5,411


TABLE 3.2.2 -- (CONTINUED . . .)

SI. No.	STATES/UTs	HEAD CONSTABLE		CONSTABLE		OTHERS IF ANY		TOTAL	
		S	A	S	A	S	A	S	A
(1)	(2)	(23)	(24)	(25)	(26)	(27)	(28)	(29)	(30)
1	Andhra Pradesh	459	469	1,799	1,256	-	-	2,610	2,098
2	ArunachalPrades	-	54	78	276	-	-	91	373
3	Assam	81	142	924	894	41	61	1,121	1,255
4	Bihar	440	85	2,082	819	-	491	2,826	1,634
5	Chhattisgarh	242	186	996	1,131	31	57	1,454	1,525
6	Goa	139	208	512	321	-	-	741	637
7	Gujarat	1,555	1,073	4,547	2,284	-	-	7,469	4,070
8	Haryana	435	76	2,170	1,336	-	-	2,889	1,574
9	HimachalPradesh	12	11	53	51	-	-	87	79
10	Jharkhand	340	59	1,398	313	4	73	2,150	629
11	Karnataka	2,387	2,368	5,069	4,135	-	-	8,742	7,678
12	Kerala	567	554	1,469	1,465	-	-	2,288	2,184
13	Madhya Pradesh	1,082	642	2,997	1,893	-	-	5,272	3,033
14	Maharashtra	5,218	4,519	7,063	4,025	104	53	14,290	9,623
15	Manipur	10	111	81	361	-	-	118	536
16	Meghalaya	86	94	570	615	8	8	744	798
17	Mizoram	20	18	221	138	4	4	267	181
18	Nagaland	11	16	128	333	-	-	156	376
19	Odisha	133	110	1,184	929	-	144	1,416	1,238
20	Punjab	273	222	1,750	911	-	2	2,114	1,589
21	Rajasthan	1,046	877	5,336	2,304	-	-	6,712	3,503
22	Sikkim	10	11	60	51	5	4	84	85
23	Tamil Nadu	1,297	3,679	3,420	1,339	2,105	287	7,727	6,231
24	Telangana	634	357	3,224	1,682	748	298	5,206	2,859
25	Tripura	49	11	199	196	22	3	343	235
26	Uttar Pradesh	501	1,409	3,056	2,120	NA	NA	3,670	3,787
27	Uttarakhand	63	60	472	436	-	-	573	522
28	West Bengal	-	-	7,263	3,260	194	157	9,967	5,588
29	A & N Islands	45	9	134	112	-	-	209	133
30	Chandigarh	32	72	127	215	-	-	168	353
31	D & N Haveli	4	4	22	22	-	-	31	31
32	Daman & Diu	3	3	20	15	-	-	28	19
33	Delhi	1,295	1,557	3,840	3,709	14	18	6,007	6,027
34	Jammu and Kash	262	198	895	730	35	32	1,664	1,197
35	Ladakh	-	17	-	20	-	-	-	71
36	Lakshadweep	-	-	-	-	-	-	-	-
37	Puducherry	13	23	156	145	-	-	183	183
	All India	18,744	19,304	63,315	39,842	3,315	1,692	99,417	71,934

TABLE 3.2.3 -- ACTUAL STRENGTH OF WOMAN POLICE IN VARIOUS RANKS IN TRAFFIC POLICE IN STATES/UTs

AS ON 01.01.2020

Sl. No.	STATES/UTs	DGP/ SPL. DG/ ADGP	IGP	DIG	AIGP/SSP/SP/ COMMANDANT	ADDL. SP/DY. COMMANDANT	ASP/DY.SP/ ASSTT. COMMANDANT
(1)	(2)	(3)	(4)	(5)	(6)	(7)	(8)
1	Andhra Pradesh	0	0	0	0	0	-
2	Arunachal Pradesh	0	0	0	0	0	-
3	Assam	0	0	0	0	0	-
4	Bihar	0	0	0	0	0	-
5	Chhattisgarh	0	0	0	0	0	2
6	Goa	0	0	0	0	0	-
7	Gujarat	0	0	0	0	0	-
8	Haryana	0	0	0	0	0	-
9	Himachal Pradesh	0	0	0	0	0	-
10	Jharkhand	0	0	0	0	0	-
11	Karnataka	0	0	0	1	3	1
12	Kerala	0	0	0	0	0	-
13	Madhya Pradesh	0	0	0	1	0	-
14	Maharashtra	0	0	0	2	0	3
15	Manipur	0	0	0	1	0	-
16	Meghalaya	0	0	0	0	0	-
17	Mizoram	0	0	0	0	0	-
18	Nagaland	0	0	0	1	0	-
19	Odisha	0	0	0	0	0	1
20	Punjab	0	0	0	0	0	1
21	Rajasthan	0	0	0	0	1	-
22	Sikkim	0	0	0	0	0	-
23	Tamil Nadu	0	0	2	0	0	1
24	Telangana	0	0	0	0	0	1
25	Tripura	0	0	0	0	0	-
26	Uttar Pradesh	NA	NA	NA	NA	NA	NA
27	Uttarakhand	0	0	0	0	0	-
28	West Bengal	0	0	0	0	0	-
29	A & N Islands	0	0	0	0	0	-
30	Chandigarh	NA	NA	NA	NA	0	1
31	D & N Haveli	0	0	0	0	0	-
32	Daman & Diu	0	0	0	0	0	-
33	Delhi	0	1	1	3	0	4
34	Jammu and Kashmir	0	0	0	0	0	3
35	Ladakh	0	0	0	0	0	-
36	Lakshadweep	0	0	0	0	0	-
37	Puducherry	0	0	0	2	0	-
	All India	-	1	3	11	4	18


TABLE 3.2.3 -- (CONTINUED . . .)

Sl. No.	STATES/UTs	INSPECTOR /RI	S.I./RSI	A.S.I./ ARSI	HEAD CONSTABLE	CONSTABLE	OTHERS IF ANY	TOTAL
(1)	(2)	(9)	(10)	(11)	(12)	(13)	(14)	(15)
1	Andhra Pradesh	1	2	1	7	13	48	72
2	Arunachal Pradesh	-	1	-	-	4	0	5
3	Assam	-	-	-	-	181	0	181
4	Bihar	-	-	2	3	146	6	157
5	Chhattisgarh	5	1	-	1	73	3	85
6	Goa	-	2	11	17	10	0	40
7	Gujarat	-	2	17	36	291	0	346
8	Haryana	1	6	11	16	47	0	81
9	Himachal Pradesh	1	-	2	2	11	0	16
10	Jharkhand	-	-	1	1	8	0	10
11	Karnataka	4	80	5	86	520	0	700
12	Kerala	-	-	-	21	85	0	106
13	Madhya Pradesh	7	36	8	14	139	0	205
14	Maharashtra	15	9	7	435	992	0	1,463
15	Manipur	-	-	1	3	98	0	103
16	Meghalaya	1	-	-	2	11	0	14
17	Mizoram	2	3	-	1	10	0	16
18	Nagaland	-	8	16	16	333	0	374
19	Odisha	4	-	-	3	256	16	280
20	Punjab	3	1	-	-	102	0	107
21	Rajasthan	1	6	1	8	226	0	243
22	Sikkim	-	-	-	-	6	0	6
23	Tamil Nadu	41	26	-	163	276	0	509
24	Telangana	3	6	10	14	144	0	178
25	Tripura	-	-	-	-	19	0	19
26	Uttar Pradesh	NA	NA	NA	NA	NA	NA	-
27	Uttarakhand	-	-	-	-	-	0	0
28	West Bengal	2	3	4	-	264	0	273
29	A & N Islands	1	-	-	-	22	0	23
30	Chandigarh	NA	1	1	1	40	NA	44
31	D & N Haveli	-	-	-	-	4	0	4
32	Daman & Diu	-	-	-	-	2	0	2
33	Delhi	5	10	11	33	225	0	293
34	Jammu and Kashmir	5	1	-	3	-	0	12
35	Ladakh	-	-	-	-	-	0	-
36	Lakshadweep	-	-	-	-	-	0	-
37	Puducherry	-	-	-	1	9	0	12
	All India	102	204	109	887	4,567	73	5,979

TABLE 3.2.4 -- SANCTIONED (S) & ACTUAL (A) STRENGTH OF SPECIAL BRANCH DEALING WITH INTELLIGENCE IN STATES/UTs AS ON 01.01.2020

Sl. No.	STATES/UTs	DGP/ SPL.DGP		ADDL.DGP		IGP		DIG		AIGP/SSP/SP/ COMMANDANT	
		S	A	S	A	S	A	S	A	S	A
(1)	(2)	(3)	(4)	(5)	(6)	(7)	(8)	(9)	(10)	(11)	(12)
1	Andhra Pradesh	1	-	1	-	1	1	8	-	6	7
2	Arunachal Pradesh	-	-	-	-	-	-	1	1	1	1
3	Assam	-	-	1	1	2	1	2	2	8	7
4	Bihar	-	-	1	1	2	1	2	2	4	3
5	Chhattisgarh	-	-	1	1	1	-	2	-	4	2
6	Goa	-	-	-	-	-	-	-	-	1	1
7	Gujarat	-	-	1	1	4	1	1	1	9	9
8	Haryana	1	-	1	1	2	2	3	1	7	5
9	Himachal Pradesh	-	-	-	-	1	1	1	-	1	1
10	Jharkhand	-	-	1	1	1	-	2	1	6	3
11	Karnataka	-	-	1	1	-	-	2	2	12	6
12	Kerala	-	-	1	1	3	-	1	-	8	-
13	Madhya Pradesh	-	-	1	1	4	3	1	1	6	1
14	Maharashtra	-	-	1	1	2	2	2	2	17	8
15	Manipur	-	-	1	1	1	1	1	1	1	1
16	Meghalaya	-	-	1	1	1	1	2	2	4	4
17	Mizoram	-	-	-	-	-	-	-	-	1	1
18	Nagaland	-	-	-	-	1	1	2	2	-	-
19	Odisha	1	1	-	-	1	1	1	1	6	4
20	Punjab	1	1	1	1	2	5	2	2	19	27
21	Rajasthan	-	-	1	1	2	2	3	2	11	3
22	Sikkim	-	1	-	-	-	-	-	-	2	3
23	Tamil Nadu	1	-	-	-	1	1	1	1	3	3
24	Telangana	1	-	-	-	-	1	1	1	11	7
25	Tripura	-	-	-	-	-	-	-	-	1	1
26	Uttar Pradesh	NA	1	1	1	3	1	1	NA	9	10
27	Uttarakhand	-	-	-	-	1	-	2	2	-	1
28	West Bengal	-	-	1	1	2	2	4	3	8	7
29	A & N Islands	-	-	-	-	-	-	-	-	-	-
30	Chandigarh	NA	NA	NA	NA	NA	NA	NA	NA	1	1
31	D & N Haveli	-	-	-	-	-	-	-	-	-	-
32	Daman & Diu	-	-	-	-	-	-	-	-	-	-
33	Delhi	-	1	1	1	-	-	1	1	1	1
34	Jammu and Kashmir	-	-	1	1	1	-	2	-	-	-
35	Ladakh	-	-	-	-	-	-	-	-	-	-
36	Lakshadweep	-	-	-	-	-	-	-	-	-	-
37	Puducherry	-	-	-	-	-	-	-	-	1	1
All India		6	5	19	18	39	28	51	31	169	129



TABLE 3.2.4 -- (CONTINUED . . .)

Sl. No.	STATES/UTs	ADDL. SP/ Dy. COMMANDANT		ASP/DY.SP/ ASSTT. COMMANDANT		INSPECTOR /RI		S.I./RSI	
		S	A	S	A	S	A	S	A
(1)	(2)	(13)	(14)	(15)	(16)	(17)	(18)	(19)	(20)
1	Andhra Pradesh	34	6	67	28	147	45	-	113
2	Arunachal Pradesh	1	-	1	2	1	15	19	4
3	Assam	3	3	37	22	101	73	438	301
4	Bihar	12	-	74	30	181	125	763	331
5	Chhattisgarh	4	4	11	9	47	33	79	49
6	Goa	-	-	2	1	4	3	17	12
7	Gujarat	-	-	21	11	81	49	-	-
8	Haryana	-	-	24	17	77	62	130	105
9	Himachal Pradesh	-	-	3	3	7	5	29	27
10	Jharkhand	12	-	38	29	214	123	657	562
11	Karnataka	-	-	39	32	74	47	224	140
12	Kerala	-	-	33	30	24	22	113	64
13	Madhya Pradesh	21	19	49	26	255	110	609	272
14	Maharashtra	-	-	34	20	495	352	464	161
15	Manipur	4	4	3	2	25	25	99	80
16	Meghalaya	-	-	7	5	38	38	120	107
17	Mizoram	1	1	3	3	12	12	39	28
18	Nagaland	1	1	14	11	23	23	69	67
19	Odisha	13	12	57	26	164	104	179	76
20	Punjab	-	-	58	56	201	98	524	328
21	Rajasthan	26	22	20	17	129	75	379	137
22	Sikkim	2	3	4	7	6	4	25	11
23	Tamil Nadu	5	4	35	32	136	134	332	216
24	Telangana	3	3	15	11	68	66	223	129
25	Tripura	2	-	8	8	21	3	63	25
26	Uttar Pradesh	9	4	58	NA	312	351	812	365
27	Uttarakhand	4	1	13	5	68	45	267	231
28	West Bengal	-	-	57	40	185	110	688	418
29	A & N Islands	-	-	1	-	2	1	12	3
30	Chandigarh	NA	NA	1	1	10	5	26	10
31	D & N Haveli	-	-	-	-	-	-	-	-
32	Daman & Diu	-	-	-	-	-	-	-	-
33	Delhi	1	-	9	10	37	42	166	183
34	Jammu and Kashmir	12	12	52	50	93	100	288	189
35	Ladakh	-	-	-	-	-	-	-	-
36	Lakshadweep	-	-	-	-	-	-	-	-
37	Puducherry	-	-	-	-	7	2	14	-
	All India	170	99	848	544	3,245	2,302	7,867	4,744

TABLE 3.2.4 -- (CONTINUED . . .)

Sl. No.	STATES/UTs	A.S.I./ARSI		HEAD CONSTABLE		CONSTABLE		OTHERS IF ANY		TOTAL	
		S	A	S	A	S	A	S	A	S	A
(1)	(2)	(21)	(22)	(23)	(24)	(25)	(26)	(27)	(28)	(29)	(30)
1	Andhra Pradesh	351	-	290	279	-	229	-	-	906	708
2	Arunachal Pradesh	11	32	22	183	115	90	-	-	172	328
3	Assam	374	323	342	248	632	619	43	43	1,983	1,643
4	Bihar	389	242	60	58	492	347	350	45	2,330	1,185
5	Chhattisgarh	36	19	62	58	131	32	-	-	378	207
6	Goa	8	8	34	34	47	47	8	8	121	114
7	Gujarat	-	-	-	-	-	-	642	553	759	625
8	Haryana	310	238	809	351	804	848	-	-	2,168	1,630
9	Himachal Pradesh	28	22	24	44	84	109	-	-	178	212
10	Jharkhand	225	192	56	4	1,112	581	196	187	2,520	1,683
11	Karnataka	40	36	305	302	589	211	-	-	1,286	777
12	Kerala	201	177	465	376	90	92	255	201	1,194	963
13	Madhya Pradesh	310	119	925	187	884	851	602	513	3,667	2,103
14	Maharashtra	54	54	550	437	897	474	249	139	2,765	1,650
15	Manipur	101	24	45	46	193	202	-	-	474	387
16	Meghalaya	-	-	34	33	375	335	4	4	586	530
17	Mizoram	27	23	28	24	80	67	20	20	211	179
18	Nagaland	86	86	227	223	387	393	16	25	826	832
19	Odisha	264	191	90	67	340	300	-	-	1,116	783
20	Punjab	538	296	868	778	2,456	2,271	249	190	4,919	4,053
21	Rajasthan	303	132	298	248	765	657	-	-	1,937	1,296
22	Sikkim	21	40	56	35	119	60	43	37	278	201
23	Tamil Nadu	-	12	719	560	405	316	-	-	1,638	1,279
24	Telangana	-	-	656	221	507	276	-	-	1,485	715
25	Tripura	61	41	3	10	240	176	-	-	399	264
26	Uttar Pradesh	NA	NA	1,107	764	1,184	1,328	NA	NA	3,496	2,825
27	Uttarakhand	-	-	320	148	472	441	34	39	1,181	913
28	West Bengal	666	646	-	-	2,261	1,443	44	42	3,916	2,712
29	A & N Islands	7	3	37	16	32	31	-	-	91	54
30	Chandigarh	33	16	56	29	72	45	NA	NA	199	107
31	D & N Haveli	-	-	-	-	-	-	-	-	-	-
32	Daman & Diu	-	-	-	-	-	-	-	-	-	-
33	Delhi	176	222	216	369	111	135	3	-	722	965
34	Jammu and Kashmir	291	202	512	328	774	854	30	36	2,056	1,772
35	Ladakh	-	-	-	-	-	-	-	-	-	-
36	Lakshadweep	-	-	-	-	-	-	-	-	-	-
37	Puducherry	1	2	28	20	11	9	1	-	63	34
All India		4,912	3,398	9,244	6,480	16,661	13,869	2,789	2,082	46,020	33,729



TABLE 3.2.5 -- ACTUAL STRENGTH OF WOMAN POLICE IN SPECIAL BRANCH DEALING WITH INTELLIGENCE IN STATES/UTs AS ON 01.01.2020

Sl. No.	STATES/UTs	DGP/ SPL DG/ ADGP	IGP	DIG	AIGP/SSP/SP/ COMMANDANT	ADDL. SP/ Dy. COMMANDANT	ASP/DY.SP/ ASSTT. COMMANDANT
(1)	(2)	(3)	(4)	(5)	(6)	(7)	(8)
1	Andhra Pradesh	0	0	0	0	0	0
2	Arunachal Pradesh	0	0	0	0	0	1
3	Assam	0	0	0	0	0	5
4	Bihar	0	0	0	1	0	2
5	Chhattisgarh	0	0	0	0	4	1
6	Goa	0	0	0	0	0	0
7	Gujarat	0	0	0	0	0	1
8	Haryana	0	0	0	0	0	0
9	Himachal Pradesh	0	0	0	0	0	0
10	Jharkhand	0	0	0	1	0	0
11	Karnataka	0	0	0	1	0	1
12	Kerala	0	0	0	0	0	0
13	Madhya Pradesh	0	0	0	0	2	1
14	Maharashtra	1	0	0	2	0	4
15	Manipur	0	0	0	0	2	0
16	Meghalaya	0	0	0	0	0	1
17	Mizoram	0	0	0	0	0	0
18	Nagaland	0	0	0	1	0	2
19	Odisha	0	0	0	0	0	4
20	Punjab	0	0	0	2	0	0
21	Rajasthan	0	0	1	0	2	1
22	Sikkim	0	0	0	2	2	0
23	Tamil Nadu	0	0	0	0	0	0
24	Telangana	0	0	0	1	3	0
25	Tripura	0	0	0	0	0	0
26	Uttar Pradesh	NA	NA	NA	1	1	3
27	Uttarakhand	0	0	1	1	1	0
28	West Bengal	0	0	0	0	0	7
29	A & N Islands	0	0	0	0	0	0
30	Chandigarh	NA	NA	NA	NA	NA	NA
31	D & N Haveli	0	0	0	0	0	0
32	Daman & Diu	0	0	0	0	0	0
33	Delhi	0	0	0	1	0	0
34	Jammu and Kashmir	0	0	0	0	1	2
35	Ladakh	0	0	0	0	0	0
36	Lakshadweep	0	0	0	0	0	0
37	Puducherry	0	0	0	0	0	0
	All India	1	0	2	14	18	36

TABLE 3.2.5 -- (CONTINUED . . .)

SI. No.	STATES/UTs	INSPECTOR /RI	S.I./RSI	A.S.I./ ARSI	HEAD CONSTABLE	CONSTABLE	OTHERS IF ANY	TOTAL
(1)	(2)	(9)	(10)	(11)	(12)	(13)	(14)	(15)
1	Andhra Pradesh	0	0	0	0	1	0	1
2	Arunachal Pradesh	0	0	1	9	18	0	29
3	Assam	2	47	18	12	51	0	135
4	Bihar	11	13	13	2	17	6	65
5	Chhattisgarh	5	3	0	4	2	0	19
6	Goa	0	2	3	3	19	0	27
7	Gujarat	6	0	0	0	0	85	92
8	Haryana	0	19	14	16	24	0	73
9	Himachal Pradesh	0	0	0	1	12	0	13
10	Jharkhand	15	55	11	3	57	14	156
11	Karnataka	4	29	4	26	19	0	84
12	Kerala	0	0	0	0	1	0	1
13	Madhya Pradesh	8	52	2	5	67	0	137
14	Maharashtra	62	43	3	33	161	0	309
15	Manipur	1	0	1	3	28	0	35
16	Meghalaya	2	16	0	2	67	0	88
17	Mizoram	2	4	2	4	15	0	27
18	Nagaland	9	14	21	15	88	6	156
19	Odisha	24	4	2	0	8	0	42
20	Punjab	13	65	54	121	457	104	816
21	Rajasthan	19	18	22	12	51	0	126
22	Sikkim	2	0	1	8	13	8	36
23	Tamil Nadu	45	12	0	24	9	0	90
24	Telangana	0	0	0	1	0	0	5
25	Tripura	1	1	1	1	21	0	25
26	Uttar Pradesh	89	62	NA	134	344	NA	634
27	Uttarakhand	9	34	0	10	86	4	146
28	West Bengal	3	17	17	0	52	0	96
29	A & N Islands	0	0	0	1	4	0	5
30	Chandigarh	NA	NA	NA	9	16	NA	25
31	D & N Haveli	0	0	0	0	0	0	-
32	Daman & Diu	0	0	0	0	0	0	-
33	Delhi	4	19	24	14	23	0	85
34	Jammu and Kashmir	6	7	3	10	21	1	51
35	Ladakh	0	0	0	0	0	0	-
36	Lakshadweep	0	0	0	0	0	0	-
37	Puducherry	0	0	0	2	1	0	3
	All India	342	536	217	485	1,753	228	3,632



TABLE 3.2.6 -- SANCTIONED (S) & ACTUAL (A) STRENGTH OF CRIME INVESTIGATION DEPARTMENT (CID/CRIME BRANCH (CB)) IN STATES/UTs

AS ON 01.01.2020

Sl. No.	STATES/UTs	DGP/ SPL.DGP		ADDL.DGP		IGP		DIG	
		S	A	S	A	S	A	S	A
(1)	(2)	(3)	(4)	(5)	(6)	(7)	(8)	(9)	(10)
1	Andhra Pradesh	0	0	1	1	2	0	3	2
2	Arunachal Pradesh	0	0	0	0	0	0	0	0
3	Assam	0	0	1	1	1	1	1	1
4	Bihar	0	0	1	1	3	3	2	2
5	Chhattisgarh	0	0	1	0	1	0	1	1
6	Goa	0	0	0	0	0	0	0	0
7	Gujarat	0	0	3	3	2	2	4	2
8	Haryana	2	1	2	2	3	4	4	0
9	Himachal Pradesh	0	0	1	1	1	1	3	0
10	Jharkhand	0	0	1	1	2	0	2	1
11	Karnataka	1	1	2	2	0	0	2	2
12	Kerala	0	0	1	1	3	0	0	0
13	Madhya Pradesh	0	0	3	3	2	2	1	1
14	Maharashtra	0	0	1	1	5	3	3	3
15	Manipur	0	0	0	0	0	0	1	1
16	Meghalaya	0	0	1	0	1	0	1	1
17	Mizoram	0	0	0	0	0	0	1	1
18	Nagaland	0	0	0	0	0	0	0	0
19	Odisha	1	0	0	0	2	2	1	0
20	Punjab	1	1	1	3	2	5	1	0
21	Rajasthan	0	0	5	3	7	2	9	4
22	Sikkim	1	1	0	0	0	0	0	0
23	Tamil Nadu	2	2	4	4	5	5	1	0
24	Telangana	0	0	1	1	3	1	2	1
25	Tripura	0	0	0	0	0	1	0	1
26	Uttar Pradesh	1	1	1	1	2	1	1	1
27	Uttarakhand	0	0	1	1	0	1	1	0
28	West Bengal	0	0	1	1	2	2	4	4
29	A & N Islands	0	0	0	0	0	0	0	0
30	Chandigarh	NA	NA	NA	NA	NA	NA	NA	NA
31	D & N Haveli	0	0	0	0	0	0	0	0
32	Daman & Diu	0	0	0	0	0	0	0	0
33	Delhi	0	0	1	0	3	0	1	3
34	Jammu and Kashmir	0	0	0	0	1	1	1	0
35	Ladakh	0	0	0	0	0	0	0	0
36	Lakshadweep	0	0	0	0	0	0	0	0
37	Puducherry	0	0	0	0	0	0	0	0
TOTAL		9	7	34	31	53	37	51	32

TABLE 3.2.6 -- (CONTINUED . . .)

Sl. No.	STATES/UTs	AIGP/SSP/SP/COMMANDANT		ADDL. SP/ Dy. COMMANDANT		ASP/DY.SP/ASSTT. COMMANDANT		INSPECTOR /RI		S.I./RSI	
		S	A	S	A	S	A	S	A	S	A
(1)	(2)	(11)	(12)	(13)	(14)	(15)	(16)	(17)	(18)	(19)	(20)
1	Andhra Pradesh	6	3	8	4	48	32	87	68	153	97
2	Arunachal Pradesh	0	1	0	0	2	2	3	8	8	4
3	Assam	2	2	0	0	8	6	78	68	75	61
4	Bihar	5	4	0	0	79	43	97	68	305	209
5	Chhattisgarh	5	6	2	5	9	12	36	17	59	17
6	Goa	1	1	0	0	1	1	3	3	7	7
7	Gujarat	9	9	0	0	22	17	96	54	55	46
8	Haryana	10	7	0	0	32	24	99	89	183	145
9	Himachal Pradesh	2	2	0	1	6	6	11	6	28	14
10	Jharkhand	5	3	12	12	0	0	63	42	128	75
11	Karnataka	9	7	0	0	61	42	60	51	72	41
12	Kerala	16	0	0	0	42	40	65	61	82	72
13	Madhya Pradesh	15	7	3	2	50	15	149	42	157	103
14	Maharashtra	19	17	15	8	32	18	442	363	213	82
15	Manipur	2	1	2	1	8	4	12	7	22	16
16	Meghalaya	3	3	0	0	4	3	23	23	38	25
17	Mizoram	1	1	1	1	1	1	12	12	19	11
18	Nagaland	1	1	0	0	2	2	2	2	2	2
19	Odisha	4	4	5	5	27	12	72	70	65	30
20	Punjab	9	8	0	0	10	11	25	14	9	7
21	Rajasthan	12	6	21	33	14	14	62	56	72	57
22	Sikkim	1	2	0	2	1	0	6	7	10	2
23	Tamil Nadu	16	15	5	3	73	56	256	189	406	155
24	Telangana	8	5	9	8	36	34	101	86	185	109
25	Tripura	1	2	2	0	7	8	30	9	11	14
26	Uttar Pradesh	6	6	11	10	42	6	200	90	5	20
27	Uttarakhand	0	1	2	1	4	1	25	14	5	6
28	West Bengal	11	4	1	1	36	33	184	139	660	390
29	A & N Islands	0	0	0	0	1	0	2	5	12	10
30	Chandigarh	NA	NA	NA	NA	NA	NA	NA	3	NA	7
31	D & N Haveli	0	0	0	0	0	0	0	0	0	0
32	Daman & Diu	0	0	0	0	0	0	0	0	0	0
33	Delhi	4	5	2	0	23	16	95	63	295	190
34	Jammu and Kashmir	0	0	4	3	7	12	19	22	54	50
35	Ladakh	0	1	0	0	0	1	0	3	0	2
36	Lakshadweep	0	0	0	0	0	0	0	0	0	0
37	Puducherry	1	1	0	0	0	0	3	1	3	6
TOTAL		184	135	105	100	688	472	2,418	1,755	3,398	2,082



TABLE 3.2.6 -- (CONTINUED . . .)

Sl. No.	STATES/UTs	A.S.I./ARSI		HEAD CONSTABLE		CONSTABLE		OTHERS IF ANY		TOTAL	
		S	A	S	A	S	A	S	A	S	A
(1)	(2)	(21)	(22)	(23)	(24)	(25)	(26)	(27)	(28)	(29)	(30)
1	Andhra Pradesh	0	0	148	129	231	144	0	0	687	480
2	Arunachal Pradesh	2	0	0	10	12	16	0	1	27	42
3	Assam	57	53	23	14	150	130	43	13	439	350
4	Bihar	207	106	63	63	418	329	34	10	1,214	838
5	Chhattisgarh	1	6	32	43	64	59	52	41	263	207
6	Goa	3	3	15	15	20	20	0	0	50	50
7	Gujarat	69	32	75	71	139	85	0	0	474	321
8	Haryana	399	320	995	457	1,059	1,144	0	0	2,788	2,193
9	Himachal Pradesh	12	11	30	29	72	69	0	0	166	140
10	Jharkhand	74	83	39	34	224	186	31	10	581	447
11	Karnataka	55	51	251	201	92	28	0	0	605	426
12	Kerala	165	151	198	177	304	283	268	262	1,144	1,047
13	Madhya Pradesh	91	40	192	76	201	205	164	86	1,028	582
14	Maharashtra	82	69	944	944	790	390	0	0	2,546	1,898
15	Manipur	11	4	8	8	40	40	0	0	106	82
16	Meghalaya	0	0	7	6	53	51	0	0	131	112
17	Mizoram	14	13	11	9	27	23	8	8	95	80
18	Nagaland	3	3	0	0	4	4	4	4	18	18
19	Odisha	103	67	14	17	135	109	0	0	429	316
20	Punjab	9	6	22	22	27	15	37	29	153	121
21	Rajasthan	32	24	192	155	700	680	0	0	1,126	1,034
22	Sikkim	7	7	6	14	43	36	1	0	76	71
23	Tamil Nadu	0	4	1,015	886	1,148	214	0	0	2,931	1,533
24	Telangana	34	5	146	101	220	155	0	0	745	506
25	Tripura	1	3	22	15	9	47	12	12	95	112
26	Uttar Pradesh	NA	NA	49	171	260	58	NA	NA	578	365
27	Uttarakhand	0	0	8	12	48	50	13	17	107	104
28	West Bengal	381	374	0	0	819	651	151	113	2,250	1,712
29	A & N Islands	7	8	36	39	32	101	0	0	90	163
30	Chandigarh	NA	10	NA	22	NA	36	NA	0	-	78
31	D & N Haveli	0	0	0	0	0	0	0	0	-	-
32	Daman & Diu	0	0	0	0	0	0	0	0	-	-
33	Delhi	311	176	613	456	864	533	40	0	2,252	1,442
34	Jammu and Kashmir	43	31	111	86	362	277	20	17	622	499
35	Ladakh	0	6	0	17	0	5	0	0	-	35
36	Lakshadweep	0	0	0	0	0	0	0	0	-	-
37	Puducherry	0	0	3	6	2	18	0	0	12	32
TOTAL		2,173	1,666	5,268	4,305	8,569	6,191	878	623	23,828	17,436

TABLE 3.2.7 -- ACTUAL STRENGTH OF WOMAN POLICE IN CRIME INVESTIGATION DEPARTMENT (CID/CRIME BRANCH (CB)) IN STATES/UTs AS ON 01.01.2020

Sl. No.	STATES/UTs	DGP/ ADDL. DGP	IGP	DIG	AIGP/SSP/SP/ COMMANDANT	ADDL. SP/DY. COMMANDANT	ASP/DY.SP/ ASSTT. COMMANDANT
(1)	(2)	(3)	(4)	(5)	(6)	(7)	(8)
1	Andhra Pradesh	-	-	-	2	1	1
2	Arunachal Pradesh	-	-	-	-	-	-
3	Assam	-	-	-	2	-	1
4	Bihar	-	-	1	-	-	2
5	Chhattisgarh	-	-	-	3	-	1
6	Goa	-	-	-	-	-	-
7	Gujarat	-	-	-	-	-	-
8	Haryana	-	1	-	-	-	1
9	Himachal Pradesh	-	-	-	-	-	-
10	Jharkhand	-	-	-	-	-	-
11	Karnataka	-	-	-	1	-	10
12	Kerala	-	-	-	-	-	-
13	Madhya Pradesh	-	-	-	3	-	3
14	Maharashtra	-	-	-	5	2	9
15	Manipur	-	-	-	-	-	-
16	Meghalaya	-	-	-	-	-	1
17	Mizoram	-	-	-	-	-	1
18	Nagaland	-	-	-	-	-	-
19	Odisha	-	-	-	-	-	1
20	Punjab	-	-	-	-	-	-
21	Rajasthan	-	-	-	2	9	-
22	Sikkim	-	-	-	1	-	-
23	Tamil Nadu	-	1	-	6	-	4
24	Telangana	-	-	-	2	1	-
25	Tripura	-	-	-	1	-	-
26	Uttar Pradesh	NA	NA	NA	3	2	3
27	Uttarakhand	-	-	-	-	-	-
28	West Bengal	-	-	-	1	-	5
29	A & N Islands	-	-	-	-	-	-
30	Chandigarh	NA	NA	NA	NA	NA	NA
31	D & N Haveli	-	-	-	-	-	-
32	Daman & Diu	-	-	-	-	-	-
33	Delhi	-	-	-	-	-	-
34	Jammu and Kashmir	-	-	-	-	-	-
35	Ladakh	-	-	-	-	-	-
36	Lakshadweep	-	-	-	-	-	-
37	Puducherry	-	-	-	-	-	-
TOTAL		-	2	1	32	15	43


TABLE 3.2.7 -- (CONTINUED . . .)

Sl. No.	STATES/UTs	INSPECTOR/RI	S.I./RSI	A.S.I./ARSI	HEAD CONSTABLE	CONSTABLE	OTHERS IF ANY	TOTAL
(1)	(2)	(9)	(10)	(11)	(12)	(13)	(14)	(15)
1	Andhra Pradesh	2	3	-	4	14	-	27
2	Arunachal Pradesh	2	-	-	-	5	1	8
3	Assam	1	6	1	-	18	-	29
4	Bihar	2	13	10	6	35	-	69
5	Chhattisgarh	5	5	-	8	24	10	56
6	Goa	1	2	-	3	1	-	7
7	Gujarat	5	14	5	14	11	-	49
8	Haryana	22	18	22	28	40	-	132
9	Himachal Pradesh	-	-	-	4	10	-	14
10	Jharkhand	7	11	8	7	22	1	56
11	Karnataka	-	-	4	32	6	-	53
12	Kerala	-	-	-	-	-	-	-
13	Madhya Pradesh	8	23	2	6	75	39	159
14	Maharashtra	49	8	1	118	92	-	284
15	Manipur	-	-	-	-	-	-	-
16	Meghalaya	-	-	-	-	3	-	4
17	Mizoram	4	4	1	5	2	-	17
18	Nagaland	-	-	-	-	-	-	-
19	Odisha	40	5	4	-	16	-	66
20	Punjab	2	-	2	2	1	10	17
21	Rajasthan	4	6	1	2	100	-	124
22	Sikkim	-	1	1	2	6	-	11
23	Tamil Nadu	123	47	-	127	59	-	367
24	Telangana	5	10	3	5	13	-	39
25	Tripura	1	-	2	-	2	-	6
26	Uttar Pradesh	12	4	NA	50	10	NA	84
27	Uttarakhand	2	1	-	-	14	3	20
28	West Bengal	21	24	15	-	26	-	92
29	A & N Islands	2	-	2	3	23	-	30
30	Chandigarh	NA	NA	NA	NA	4	NA	4
31	D & N Haveli	-	-	-	-	1	-	1
32	Daman & Diu	-	-	-	-	-	-	-
33	Delhi	2	18	7	18	56	-	101
34	Jammu and Kashmir	1	1	-	1	4	1	8
35	Ladakh	-	-	-	-	-	-	-
36	Lakshadweep	-	-	-	-	-	-	-
37	Puducherry	-	1	-	2	3	-	6
TOTAL		323	225	91	447	696	65	1,940

TABLE 3.2.8 -- SANCTIONED (S) & ACTUAL (A) STRENGTH OF VARIOUS RANKS IN SPECIAL OPERATIONS GROUP UNITS DEALING WITH INSURGENTS/ EXTREMISTS/ TERRORISTS IN STATES/UTs

AS ON 01.01.2020

Sl. No.	STATES/UTs	No. OF UNITS	DGP/ SPL.DGP		ADDL.DGP		IGP		DIG	
			S	A	S	A	S	A	S	A
(1)	(2)	(3)	(4)	(5)	(6)	(7)	(8)	(9)	(10)	(11)
1	Andhra Pradesh	4	-	-	1	-	1	-	4	1
2	Arunachal Pradesh	-	-	-	-	-	-	-	-	-
3	Assam	1	-	-	1	-	1	-	-	-
4	Bihar	3	-	-	1	1	1	1	2	2
5	Chhattisgarh	1	-	-	-	-	-	-	2	-
6	Goa	1	-	-	-	-	-	-	-	-
7	Gujarat	1	1	1	-	-	2	-	1	1
8	Haryana	1	-	-	-	-	1	1	1	1
9	Himachal Pradesh	-	-	-	-	-	-	-	-	-
10	Jharkhand	1	-	-	-	-	-	-	-	-
11	Karnataka	1	1	1	1	1	2	1	2	1
12	Kerala	1	-	-	-	-	-	-	-	-
13	Madhya Pradesh	5	-	-	1	1	-	-	-	-
14	Maharashtra	5	-	-	1	1	2	2	1	1
15	Manipur	-	-	-	-	-	-	-	-	-
16	Meghalaya	-	-	-	-	-	-	-	-	-
17	Mizoram	-	-	-	-	-	-	-	-	-
18	Nagaland	-	-	-	-	-	1	1	1	1
19	Odisha	NP	-	-	-	-	-	-	-	-
20	Punjab	-	-	-	1	1	1	-	-	-
21	Rajasthan	-	-	-	1	1	1	-	2	1
22	Sikkim	1	-	-	-	-	-	-	-	-
23	Tamil Nadu	31	-	-	-	-	-	-	1	1
24	Telangana	-	-	-	-	-	-	-	1	1
25	Tripura	-	-	-	-	-	-	-	-	-
26	Uttar Pradesh	NA	NA	NA	NA	1	2	2	2	NA
27	Uttarakhand	NA	NA	NA	NA	NA	NA	NA	NA	NA
28	West Bengal	3	-	-	1	1	-	-	3	1
29	A & N Islands	-	-	-	-	-	-	-	-	-
30	Chandigarh	1	-	-	-	-	-	-	-	-
31	D & N Haveli	-	-	-	-	-	-	-	-	-
32	Daman & Diu	-	-	-	-	-	-	-	-	-
33	Delhi	NA	-	-	1	-	3	1	1	1
34	Jammu and Kashmir	-	-	-	-	-	-	-	-	-
35	Ladakh	-	-	-	-	-	-	-	-	-
36	Lakshadweep	-	-	-	-	-	-	-	-	-
37	Puducherry	-	-	-	-	-	-	-	-	-
TOTAL		61	2	2	10	8	18	9	24	13


TABLE 3.2.8 -- (CONTINUED . . .)

SI. No.	STATES/UTs	AIGP/SSP/SP/COMMANDANT		ADDL. SP/ DY. COMMANDANT		ASP/DY.SP/ ASSTT. COMMANDANT		INSPECTOR /RI		S.I./RSI	
		S	A	S	A	S	A	S	A	S	A
(1)	(2)	(12)	(13)	(14)	(15)	(16)	(17)	(18)	(19)	(20)	(21)
1	Andhra Pradesh	11	10	22	20	56	49	175	127	441	368
2	Arunachal Pradesh	-	-	-	-	-	-	-	-	-	-
3	Assam	-	-	2	2	2	-	7	7	22	6
4	Bihar	3	2	25	17	59	19	27	48	217	175
5	Chhattisgarh	5	1	8	4	36	4	67	11	106	46
6	Goa	-	-	-	-	1	-	2	2	14	14
7	Gujarat	6	6	-	-	14	13	12	8	18	13
8	Haryana	-	1	2	2	6	2	7	7	22	12
9	Himachal Pradesh	-	-	-	-	-	-	6	-	9	5
10	Jharkhand	1	1	-	-	6	6	12	12	34	8
11	Karnataka	4	3	6	4	14	14	61	53	34	23
12	Kerala	-	-	1	-	-	-	5	1	10	14
13	Madhya Pradesh	-	-	3	3	9	4	16	17	59	18
14	Maharashtra	9	8	6	6	34	17	237	165	526	442
15	Manipur	-	-	-	4	8	7	16	31	82	54
16	Meghalaya	2	1	3	2	13	7	41	33	122	117
17	Mizoram	-	-	-	-	-	-	-	-	-	-
18	Nagaland	1	1	-	-	-	-	2	2	2	4
19	Odisha	4	3	9	6	45	31	88	34	252	120
20	Punjab	1	1	1	-	4	2	4	-	11	1
21	Rajasthan	3	3	14	16	7	9	33	30	69	17
22	Sikkim	-	-	1	2	1	1	-	-	2	5
23	Tamil Nadu	1	1	3	2	13	11	34	33	293	137
24	Telangana	2	2	3	3	5	5	36	26	59	31
25	Tripura	-	-	-	-	-	-	-	-	-	-
26	Uttar Pradesh	2	4	18	4	35	19	56	36	155	67
27	Uttarakhand	NA	NA	NA	NA	NA	NA	NA	NA	NA	NA
28	West Bengal	9	-	6	5	39	11	69	22	212	84
29	A & N Islands	-	-	-	-	-	-	-	-	-	-
30	Chandigarh	1	1	-	-	2	1	4	4	15	3
31	D & N Haveli	-	-	-	-	-	-	-	-	-	-
32	Daman & Diu	-	-	-	-	-	-	-	-	-	-
33	Delhi	4	4	2	-	23	12	95	68	295	164
34	Jammu and Kashmir	-	-	-	8	-	49	-	26	-	52
35	Ladakh	-	-	-	-	-	-	-	-	-	-
36	Lakshadweep	-	-	-	-	-	-	-	-	-	-
37	Puducherry	-	-	-	-	-	-	-	-	-	-
TOTAL		69	53	135	110	432	293	1,112	803	3,081	2,000

TABLE 3.2.8 -- (CONTINUED . . .)

Sl. No.	STATES/UTs	A.S.I./ARSI		HEAD CONSTABLE		CONSTABLE		OTHERS IF ANY		TOTAL	
		S	A	S	A	S	A	S	A	S	A
(1)	(2)	(22)	(23)	(24)	(25)	(26)	(27)	(28)	(29)	(31)	(30)
1	Andhra Pradesh	-	-	746	681	2,277	1,481	89	57	3,823	2,794
2	Arunachal Pradesh	-	-	-	-	-	-	-	-	0	0
3	Assam	10	10	8	4	37	17	-	-	90	46
4	Bihar	46	93	352	38	1,836	1,337	-	209	2,569	1,942
5	Chhattisgarh	147	61	564	204	1,682	1,697	132	103	2,749	2,131
6	Goa	-	-	9	9	50	50	-	-	76	75
7	Gujarat	8	6	12	11	6	6	-	-	80	65
8	Haryana	42	26	62	55	162	68	-	-	305	175
9	Himachal Pradesh	4	4	6	5	19	9	-	-	44	23
10	Jharkhand	27	21	25	10	129	120	-	-	234	178
11	Karnataka	-	-	134	148	385	267	-	-	644	516
12	Kerala	17	2	139	139	390	390	-	-	562	546
13	Madhya Pradesh	7	16	68	17	90	139	-	-	253	215
14	Maharashtra	440	410	1,804	1,710	6,695	6,368	-	-	9,755	9,130
15	Manipur	54	43	108	406	1,592	1,315	-	-	1,860	1,860
16	Meghalaya	3	3	240	42	1,274	1,121	60	50	1,758	1,376
17	Mizoram	-	-	-	-	-	-	-	-	0	0
18	Nagaland	3	1	-	3	4	22	-	-	14	35
19	Odisha	36	4	330	297	2,247	1,463	-	-	3,011	1,958
20	Punjab	41	17	45	-	188	154	-	-	297	176
21	Rajasthan	14	5	39	51	167	164	49	44	399	341
22	Sikkim	-	6	-	34	27	27	-	3	31	78
23	Tamil Nadu	-	-	366	377	220	94	-	-	931	656
24	Telangana	-	21	170	74	402	98	-	-	678	261
25	Tripura	-	-	-	-	-	-	-	-	0	0
26	Uttar Pradesh	NA	NA	208	120	996	496	NA	NA	1,474	749
27	Uttarakhand	NA	NA	NA	NA	NA	NA	NA	NA	0	0
28	West Bengal	449	-	-	515	2,221	-	-	-	3,009	639
29	A & N Islands	-	-	-	-	-	-	-	-	0	0
30	Chandigarh	15	8	24	23	77	96	-	-	138	136
31	D & N Haveli	-	-	-	-	-	-	-	-	0	0
32	Daman & Diu	-	-	-	-	-	-	-	-	0	0
33	Delhi	311	270	613	290	864	546	40	-	2,252	1,356
34	Jammu and Kashmir	-	117	-	375	-	1,548	-	178	0	2,353
35	Ladakh	-	-	-	-	-	-	-	-	0	0
36	Lakshadweep	-	-	-	-	-	-	-	-	0	0
37	Puducherry	-	-	-	-	-	-	-	-	0	0
TOTAL		1,674	1,144	6,072	5,638	24,037	19,093	370	644	37,036	29,810



TABLE 3.2.9 (A) -- ACTUAL STRENGTH OF WOMAN POLICE IN VARIOUS RANKS IN SPECIAL OPERATIONS GROUP UNITS DEALING WITH INSURGENTS/ EXTREMISTS/ TERRORISTS IN STATES/UTs

AS ON 01.01.2020

Sl. No.	STATES/UTs	No.OF UNITS	DGP/ SPL. DGP	ADGP	IGP	DIG	AIGP/SSP/ SP/ COMMANDANT	ADDL. SP/DY. COMMANDANT
(1)	(2)	(3)	(4)	(5)	(6)	(7)	(8)	(9)
1	Andhra Pradesh	4	0	0	0	0	1	0
2	Arunachal Pradesh	0	0	0	0	0	0	0
3	Assam	0	0	0	0	0	0	0
4	Bihar	3	0	0	0	0	0	0
5	Chhattisgarh	1	0	0	0	0	0	1
6	Goa	1	0	0	0	0	0	0
7	Gujarat	1	0	0	0	0	0	0
8	Haryana	0	0	0	0	0	0	0
9	Himachal Pradesh	0	0	0	0	0	0	0
10	Jharkhand	NA	NA	NA	NA	NA	NA	NA
11	Karnataka	1	0	0	0	0	0	0
12	Kerala	0	0	0	0	0	1	0
13	Madhya Pradesh	0	0	0	0	0	0	0
14	Maharashtra	5	0	0	0	0	0	0
15	Manipur	0	0	0	0	0	0	0
16	Meghalaya	0	0	0	0	0	0	1
17	Mizoram	0	0	0	0	0	0	0
18	Nagaland	0	0	0	0	0	0	0
19	Odisha	0	0	0	0	0	0	0
20	Punjab	0	0	0	0	0	0	0
21	Rajasthan	0	0	0	0	0	0	0
22	Sikkim	0	0	0	0	0	0	0
23	Tamil Nadu	31	0	0	0	0	0	0
24	Telangana	0	0	0	0	0	0	0
25	Tripura	0	0	0	0	0	0	0
26	Uttar Pradesh	NA	NA	NA	NA	NA	NA	NA
27	Uttarakhand	NA	NA	NA	NA	NA	NA	NA
28	West Bengal	0	0	0	0	0	0	0
29	A & N Islands	0	0	0	0	0	0	0
30	Chandigarh	1	0	0	0	0	0	0
31	D & N Haveli	0	0	0	0	0	0	0
32	Daman & Diu	0	0	0	0	0	0	0
33	Delhi	NA	0	0	0	0	0	0
34	Jammu and Kashmir	0	0	0	0	0	0	0
35	Ladakh	0	0	0	0	0	0	0
36	Lakshadweep	0	0	0	0	0	0	0
37	Puducherry	0	0	0	0	0	0	0
TOTAL		48	0	0	0	0	2	2

TABLE 3.2.9 (A) -- (CONTINUED . . .)

Sl. No.	STATES/UTs	No.OF UNITS	ASP/DY.SP/ ASSTT. COMMANDANT	INSPECTOR /RI	S.I./ RSI	A.S.I./ ARSI	HEAD CONSTABLE	CONSTABLE	OTHERS IF ANY	TOTAL
(1)	(2)	(3)	(10)	(11)	(12)	(13)	(14)	(15)	(16)	(17)
1	Andhra Pradesh	4	0	2	0	0	0	1	0	4
2	Arunachal Pradesh	0	0	0	0	0	0	0	0	0
3	Assam	0	0	0	2	0	0	0	0	2
4	Bihar	3	0	2	2	2	0	11	0	17
5	Chhattisgarh	1	0	0	0	1	0	0	0	2
6	Goa	1	0	0	0	0	1	0	0	1
7	Gujarat	1	0	0	3	0	0	0	0	3
8	Haryana	0	0	0	0	0	0	0	0	0
9	Himachal Pradesh	0	0	0	0	0	0	1	0	1
10	Jharkhand	NA	NA	NA	NA	NA	NA	NA	NA	0
11	Karnataka	1	0	2	0	0	0	0	0	2
12	Kerala	0	0	0	0	0	0	44	0	45
13	Madhya Pradesh	0	0	3	2	0	0	7	3	15
14	Maharashtra	5	0	9	4	0	2	2	0	17
15	Manipur	0	0	0	2	1	2	16	0	21
16	Meghalaya	0	2	0	8	0	0	140	0	151
17	Mizoram	0	0	0	0	0	0	0	0	0
18	Nagaland	0	0	0	0	0	0	0	0	0
19	Odisha	0	2	0	0	0	0	1	0	3
20	Punjab	0	0	0	0	0	0	0	0	0
21	Rajasthan	0	0	2	2	0	0	7	0	11
22	Sikkim	0	0	0	0	0	0	0	0	0
23	Tamil Nadu	31	0	11	20	0	7	8	0	46
24	Telangana	0	1	1	0	0	0	1	0	3
25	Tripura	0	0	0	0	0	0	0	0	0
26	Uttar Pradesh	NA	NA	NA	1	NA	1	19	NA	21
27	Uttarakhand	NA	NA	NA	NA	NA	NA	NA	NA	0
28	West Bengal	0	0	0	1	0	0	2	0	3
29	A & N Islands	0	0	0	0	0	0	0	0	0
30	Chandigarh	1	0	0	0	0	0	18	0	18
31	D & N Haveli	0	0	0	0	0	0	0	0	0
32	Daman & Diu	0	0	0	0	0	0	0	0	0
33	Delhi	NA	0	3	8	11	4	104	0	130
34	Jammu and Kashmir	0	0	0	0	0	0	0	0	0
35	Ladakh	0	0	0	0	0	0	0	0	0
36	Lakshadweep	0	0	0	0	0	0	0	0	0
37	Puducherry	0	0	0	0	0	0	0	0	0
TOTAL		48	5	35	55	15	17	382	3	516


TABLE 3.2.9 (B) -- ACTUAL (A) STRENGTH OF ANTI CORRUPTION BUREAU(ACB)/ VIGILANCE DEPARTMENT IN STATES/UTs
AS ON 01.01.2020

Sl. No.	STATES/UTs	DGP/ ADDL. DGP	IGP	DIG	AIGP/SSP/SP/ COMMANDANT	ADDL. SP/DY. COMMANDANT	ASP/DY.SP/ ASSTT. COMMANDANT
(1)	(2)	(3)	(4)	(5)	(6)	(7)	(8)
1	Andhra Pradesh	1	1	0	5	6	11
2	Arunachal Pradesh	0	0	0	1	0	3
3	Assam	1	0	1	3	1	3
4	Bihar	1	1	2	5	4	29
5	Chhattisgarh	1	0	0	2	0	14
6	Goa	0	0	0	1	0	2
7	Gujarat	1	1	0	0	0	10
8	Haryana	2	1	0	4	3	9
9	Himachal Pradesh	1	1	0	4	2	11
10	Jharkhand	1	0	2	3	1	29
11	Karnataka	1	1	0	8	0	33
12	Kerala	1	1	0	8	0	29
13	Madhya Pradesh	1	0	0	0	1	0
14	Maharashtra	3	0	1	7	12	88
15	Manipur	0	0	0	1	4	3
16	Meghalaya	0	0	0	0	0	0
17	Mizoram	1	0	0	1	1	3
18	Nagaland	0	1	0	4	2	5
19	Odisha	1	1	1	6	12	45
20	Punjab	1	3	1	13	0	30
21	Rajasthan	2	1	3	4	24	27
22	Sikkim	1	0	1	2	2	4
23	Tamil Nadu	1	1	1	4	5	31
24	Telangana	2	1	1	2	12	20
25	Tripura	0	0	0	1	0	1
26	Uttar Pradesh	2	NA	1	9	9	6
27	Uttarakhand	0	0	1	1	2	3
28	West Bengal	1	0	1	1	0	7
29	A & N Islands	0	1	1	0	0	1
30	Chandigarh	NA	NA	NA	1	NA	1
31	D & N Haveli	0	0	0	0	0	0
32	Daman & Diu	0	0	0	0	0	0
33	Delhi	1	0	1	1	0	3
34	Jammu and Kashmir	0	1	0	10	0	21
35	Ladakh	0	0	0	0	0	0
36	Lakshadweep	0	0	0	0	0	0
37	Puducherry	0	0	0	0	0	0
TOTAL		28	17	19	112	103	482

TABLE 3.2.9 (B) -- (CONTINUED . . .)

Sl. No.	STATES/Uts	INSPECTOR /RI	S.I./RSI	A.S.I./ ARSI	HEAD CONSTABLE	CONSTABLE	OTHERS IF ANY	TOTAL
(1)	(2)	(9)	(10)	(11)	(12)	(13)	(14)	(15)
1	Andhra Pradesh	51	13	10	76	90	14	278
2	Arunachal Pradesh	6	2	0	4	14	0	30
3	Assam	14	3	4	0	33	0	63
4	Bihar	41	18	23	11	51	11	197
5	Chhattisgarh	27	12	3	15	47	4	125
6	Goa	4	4	0	4	4	0	19
7	Gujarat	77	0	90	78	71	0	328
8	Haryana	30	13	36	53	151	0	302
9	Himachal Pradesh	50	36	8	34	136	0	283
10	Jharkhand	49	11	20	10	187	5	318
11	Karnataka	71	0	0	90	151	0	355
12	Kerala	81	3	36	139	449	0	747
13	Madhya Pradesh	3	2	1	3	4	6	21
14	Maharashtra	89	0	8	39	12	0	259
15	Manipur	12	8	0	0	25	0	53
16	Meghalaya	3	0	0	0	4	0	7
17	Mizoram	8	4	4	5	18	1	46
18	Nagaland	6	11	5	4	26	9	73
19	Odisha	86	9	54	0	260	0	475
20	Punjab	35	14	18	49	297	117	578
21	Rajasthan	40	4	15	74	452	0	646
22	Sikkim	4	3	18	15	10	28	88
23	Tamil Nadu	99	17	0	128	224	0	511
24	Telangana	67	17	0	46	128	12	308
25	Tripura	2	2	0	0	7	0	13
26	Uttar Pradesh	161	26	NA	269	47	NA	530
27	Uttarakhand	13	4	0	6	47	16	93
28	West Bengal	33	14	17	0	80	0	154
29	A & N Islands	4	2	0	4	5	0	18
30	Chandigarh	5	2	5	16	14	NA	44
31	D & N Haveli	0	0	0	0	0	0	0
32	Daman & Diu	1	2	0	2	5	1	11
33	Delhi	19	15	22	6	30	0	98
34	Jammu and Kashmir	72	6	2	18	155	0	285
35	Ladakh	0	0	0	0	0	0	0
36	Lakshadweep	0	0	0	0	0	0	0
37	Puducherry	2	1	0	7	9	1	20
TOTAL		1,265	278	399	1,205	3,243	225	7,376


TABLE 3.2.9 (C) -- ACTUAL STRENGTH OF SPECIAL TASK FORCE IN STATES/UTs (DEALING WITH ORGANIZED CRIME)
AS ON 01.01.2020

Sl. No.	STATES/UTs	DGP/ SPL DG/ ADGP	IGP	DIG	AIGP/SSP/SP/ COMMANDANT	ADDL. SP/DY. COMMANDANT	ASP/DY.SP/ ASSTT. COMMANDANT
(1)	(2)	(3)	(4)	(5)	(6)	(7)	(8)
1	Andhra Pradesh	-	-	-	-	-	-
2	Arunachal Pradesh	-	-	-	-	-	-
3	Assam	-	-	-	-	2	2
4	Bihar	1	-	1	2	23	54
5	Chhattisgarh	-	-	-	-	-	-
6	Goa	NA	NA	NA	NA	NA	NA
7	Gujarat	NA	NA	NA	NA	NA	NA
8	Haryana	-	1	1	2	-	2
9	Himachal Pradesh	-	-	-	-	-	-
10	Jharkhand	NA	NA	NA	NA	NA	NA
11	Karnataka	-	-	-	-	-	2
12	Kerala	-	-	-	-	-	-
13	Madhya Pradesh	1	-	-	3	-	2
14	Maharashtra	1	2	1	9	6	21
15	Manipur	-	-	-	-	-	-
16	Meghalaya	-	-	-	-	1	3
17	Mizoram	-	-	-	-	-	-
18	Nagaland	-	-	-	-	1	2
19	Odisha	-	-	1	1	1	2
20	Punjab	1	3	1	4	2	12
21	Rajasthan	-	-	-	-	-	-
22	Sikkim	-	-	-	-	-	-
23	Tamil Nadu	1	-	-	1	-	3
24	Telangana	-	-	-	2	4	13
25	Tripura	-	-	-	1	-	1
26	Uttar Pradesh	NA	1	NA	2	3	13
27	Uttarakhand	-	-	1	-	1	2
28	West Bengal	-	1	2	3	-	4
29	A & N Islands	-	-	-	-	-	-
30	Chandigarh	NA	NA	NA	NA	NA	NA
31	D & N Haveli	-	-	-	-	-	-
32	Daman & Diu	-	-	-	-	-	-
33	Delhi	-	1	-	1	-	-
34	Jammu and Kashmir	-	-	-	-	-	-
35	Ladakh	-	-	-	-	-	-
36	Lakshadweep	-	-	-	-	-	-
37	Puducherry	-	-	-	-	-	-
TOTAL		5	9	8	31	44	138

TABLE 3.2.9 (C) -- (CONTINUED . . .)

Sl. No.	STATES/UTs	INSPECTOR /RI	S.I./RSI	A.S.I./ ARSI	HEAD CONSTABLE	CONSTABLE	OTHERS IF ANY	TOTAL
(1)	(2)	(9)	(10)	(11)	(12)	(13)	(14)	(15)
1	Andhra Pradesh	-	-	-	-	-	-	-
2	Arunachal Pradesh	-	-	-	-	-	-	-
3	Assam	7	6	10	4	17	-	48
4	Bihar	15	179	30	336	1,534	-	2,175
5	Chhattisgarh	-	-	-	-	-	-	-
6	Goa	NA	NA	NA	NA	NA	NA	-
7	Gujarat	NA	NA	NA	NA	NA	NA	-
8	Haryana	7	12	26	55	68	-	174
9	Himachal Pradesh	-	-	-	-	-	-	-
10	Jharkhand	NA	NA	NA	NA	NA	NA	-
11	Karnataka	1	-	-	-	-	-	3
12	Kerala	-	-	-	-	-	-	-
13	Madhya Pradesh	14	24	22	23	153	-	242
14	Maharashtra	189	442	422	1,721	6,431	-	9,245
15	Manipur	-	-	-	-	-	-	-
16	Meghalaya	3	5	-	2	53	2	69
17	Mizoram	-	-	-	-	-	-	-
18	Nagaland	2	9	-	39	175	-	228
19	Odisha	8	4	8	1	8	-	34
20	Punjab	10	24	129	88	246	5	525
21	Rajasthan	-	-	-	-	-	-	-
22	Sikkim	3	-	-	21	6	-	30
23	Tamil Nadu	8	15	-	52	127	2	209
24	Telangana	35	77	115	250	1,057	2	1,555
25	Tripura	1	5	-	24	35	-	67
26	Uttar Pradesh	18	38	NA	55	153	NA	283
27	Uttarakhand	4	3	-	2	16	-	29
28	West Bengal	10	29	9	-	139	16	213
29	A & N Islands	-	-	-	-	-	-	-
30	Chandigarh	NA	NA	NA	NA	NA	NA	-
31	D & N Haveli	-	-	-	-	-	-	-
32	Daman & Diu	-	-	-	-	-	-	-
33	Delhi	-	-	2	1	1	1	7
34	Jammu and Kashmir	-	-	-	-	-	-	-
35	Ladakh	-	-	-	-	-	-	-
36	Lakshadweep	-	-	-	-	-	-	-
37	Puducherry	1	2	-	5	8	-	16
TOTAL		336	874	773	2,679	10,227	28	15,152



TABLE 3.2.9 (D) -- SANCTIONED (S) & ACTUAL (A) STRENGTH OF DIFFERENT RANKS IN SDRF (DISASTER RESPONSE) IN STATES/UTs

AS ON 01.01.2020

Sl. No.	STATES/UTs	NO. OF BATTALIONS	DGP/ SPL.DGP		ADDL.DGP		IGP		DIG	
			S	A	S	A	S	A	S	A
(1)	(2)	(3)	(4)	(5)	(6)	(7)	(8)	(9)	(10)	(11)
1	Andhra Pradesh	0	-	-	-	-	-	-	-	-
2	Arunachal Pradesh	0	-	-	-	-	-	-	-	-
3	Assam	3	-	-	-	-	-	-	-	-
4	Bihar	50	-	-	-	-	-	-	-	-
5	Chhattisgarh	7	1	1	-	-	-	-	1	1
6	Goa	NA	NA	NA	NA	NA	NA	NA	NA	NA
7	Gujarat @	11	-	-	-	-	-	-	-	-
8	Haryana	0	-	-	-	-	-	-	-	-
9	Himachal Pradesh	0	-	-	-	-	-	-	-	-
10	Jharkhand	NA	NA	NA	NA	NA	NA	NA	NA	NA
11	Karnataka	4	1	1	-	-	-	-	-	-
12	Kerala	0	-	-	-	-	-	-	-	-
13	Madhya Pradesh	0	1	1	-	-	-	-	1	1
14	Maharashtra	2	-	-	-	-	-	-	-	-
15	Manipur	0	-	-	-	-	-	-	-	-
16	Meghalaya	0	-	-	-	-	-	-	-	-
17	Mizoram	0	-	-	-	-	-	-	-	-
18	Nagaland	1	-	-	1	1	1	1	1	1
19	Odisha	20	-	-	-	-	-	-	-	-
20	Punjab	1	-	-	-	-	-	-	-	-
21	Rajasthan	1	-	-	1	1	-	-	-	1
22	Sikkim	3	-	-	-	-	-	-	1	1
23	Tamil Nadu	16	-	-	1	1	2	1	1	1
24	Telangana	NA	NA	NA	NA	NA	NA	NA	NA	NA
25	Tripura	0	-	-	-	-	-	-	-	-
26	Uttar Pradesh	1	NA	NA	NA	NA	NA	NA	NA	NA
27	Uttarakhand	1	-	-	-	-	-	-	-	-
28	West Bengal	0	-	-	-	-	-	-	-	-
29	A & N Islands	0	-	-	-	-	-	-	-	-
30	Chandigarh	NA	NA	NA	NA	NA	NA	NA	NA	NA
31	D & N Haveli	0	-	-	-	-	-	-	-	-
32	Daman & Diu	0	-	-	-	-	-	-	-	-
33	Delhi	0	-	-	-	-	-	-	-	-
34	Jammu and Kashmir	2	1	1	1	-	1	1	2	-
35	Ladakh	0	-	-	-	-	-	-	-	-
36	Lakshadweep	0	-	-	-	-	-	-	-	-
37	Puducherry	0	-	-	-	-	-	-	-	-
TOTAL		123	4	4	4	3	4	3	7	6

@ There is no sanctioned strength of SDRF, but State Reserve Police is working as a SDRF in Gujarat state.

TABLE 3.2.9 (D) -- (CONTINUED . . .)

Sl. No.	STATES/UTs	NO. OF BATTALIONS	AIGP/SSP/SP/COMMANDANT		ADDL. SP/ Dy. COMMANDANT		ASP/DY.SP/ASSTT. COMMANDANT		INSPECTOR /RI		S.I./RSI	
			S	A	S	A	S	A	S	A	S	A
(1)	(2)	(3)	(12)	(13)	(14)	(15)	(16)	(17)	(18)	(19)	(20)	(21)
1	Andhra Pradesh	0	-	-	-	-	6	-	6	-	12	-
2	Arunachal Pradesh	0	-	1	-	-	-	-	-	-	-	3
3	Assam	3	-	-	-	-	3	-	-	-	27	11
4	Bihar	50	1	1	4	4	8	8	52	52	172	172
5	Chhattisgarh	7	7	7	-	-	-	-	-	-	7	7
6	Goa	NA	NA	NA	NA	NA	NA	NA	NA	NA	NA	NA
7	Gujarat @	11	-	-	-	-	-	-	-	8	-	30
8	Haryana	0	1	-	1	-	12	-	32	-	134	-
9	Himachal Pradesh	0	-	-	-	-	-	-	-	-	-	-
10	Jharkhand	NA	NA	NA	NA	NA	NA	NA	NA	NA	NA	NA
11	Karnataka	4	-	-	4	1	-	-	16	1	64	-
12	Kerala	0	-	-	-	-	-	-	-	-	-	-
13	Madhya Pradesh	0	1	1	5	2	1	1	8	4	20	20
14	Maharashtra	2	-	-	-	-	2	1	8	7	24	23
15	Manipur	0	-	-	-	-	-	-	1	1	2	2
16	Meghalaya	0	-	-	-	-	-	-	-	-	-	-
17	Mizoram	0	-	-	-	1	-	11	-	20	-	5
18	Nagaland	1	-	-	3	3	5	5	8	8	8	8
19	Odisha	20	-	-	-	-	1	1	-	-	8	13
20	Punjab	1	-	-	-	-	-	-	-	1	-	2
21	Rajasthan	1	1	1	2	3	6	3	8	7	30	4
22	Sikkim	3	-	-	-	-	-	-	-	-	1	1
23	Tamil Nadu	16	17	17	16	11	53	21	151	150	502	381
24	Telangana	NA	NA	NA	NA	NA	NA	NA	NA	NA	NA	NA
25	Tripura	0	-	-	-	-	-	-	-	-	-	-
26	Uttar Pradesh	1	1	1	2	2	4	3	10	5	30	21
27	Uttarakhand	1	1	1	2	-	4	-	17	7	70	35
28	West Bengal	0	-	-	-	-	-	1	-	4	-	9
29	A & N Islands	0	-	-	-	-	-	-	-	-	-	-
30	Chandigarh	NA	NA	NA	NA	NA	NA	NA	NA	NA	NA	NA
31	D & N Haveli	0	-	-	-	-	-	-	-	-	-	-
32	Daman & Diu	0	-	-	-	-	-	-	-	-	-	-
33	Delhi	0	-	-	-	-	-	-	-	-	-	-
34	Jammu and Kashmir	2	2	2	4	2	42	29	32	19	85	19
35	Ladakh	0	-	-	-	-	2	1	1	1	-	-
36	Lakshadweep	0	-	-	-	-	-	-	-	-	-	-
37	Puducherry	0	-	-	-	-	-	-	-	-	-	-
TOTAL		123	32	32	43	29	149	85	350	295	1,196	766

@ There is no sanctioned strength of SDRF, but State Reserve Police is working as a SDRF in Gujarat state.


TABLE 3.2.9 (D) -- (CONTINUED . . .)

Sl. No.	STATES/UTs	NO. OF BATTALIONS	A.S.I./ARSI		HEAD CONSTABLE		CONSTABLE		OTHERS IF ANY		TOTAL	
			S	A	S	A	S	A	S	A	S	A
(1)	(2)	(3)	(22)	(23)	(24)	(25)	(26)	(27)	(28)	(29)	(30)	(31)
1	Andhra Pradesh	0	12	-	108	-	396	-	-	-	540	-
2	Arunachal Pradesh	0	-	-	-	6	-	76	88	3	88	89
3	Assam	3	-	-	27	13	351	294	12	12	420	330
4	Bihar	50	9	9	400	400	750	750	-	-	1,396	1,396
5	Chhattisgarh	7	-	-	-	-	-	-	245	217	261	233
6	Goa	NA	NA	NA	NA	NA	NA	NA	NA	NA	-	-
7	Gujarat @	11	-	101	-	103	-	979	-	-	-	1,221
8	Haryana	0	4	-	299	-	579	-	-	-	1,062	-
9	Himachal Pradesh	0	-	-	-	-	-	-	-	-	-	-
10	Jharkhand	NA	NA	NA	NA	NA	NA	NA	NA	NA	-	-
11	Karnataka	4	-	-	84	20	228	8	24	-	421	31
12	Kerala	0	-	-	-	-	-	-	-	-	-	-
13	Madhya Pradesh	0	-	-	32	25	24	24	550	534	643	613
14	Maharashtra	2	14	10	126	115	170	158	84	44	428	358
15	Manipur	0	-	-	9	32	23	126	-	-	35	161
16	Meghalaya	0	-	-	-	-	-	-	-	-	-	-
17	Mizoram	0	-	70	-	38	-	309	-	-	-	454
18	Nagaland	1	-	-	8	8	240	212	-	-	275	247
19	Odisha	20	8	14	58	135	292	634	14	10	381	807
20	Punjab	1	-	1	-	10	-	24	-	4	-	42
21	Rajasthan	1	-	-	100	82	800	693	52	31	1,000	826
22	Sikkim	3	3	3	5	5	54	54	30	30	94	94
23	Tamil Nadu	16	-	-	1,662	1,507	13,954	11,969	-	-	16,359	14,059
24	Telangana	NA	NA	NA	NA	NA	NA	NA	NA	NA	-	-
25	Tripura	0	-	-	-	-	-	-	-	-	-	-
26	Uttar Pradesh	1	10	2	49	23	256	269	NA	NA	362	326
27	Uttarakhand	1	-	-	62	42	373	367	103	89	632	541
28	West Bengal	0	-	59	-	-	-	624	NIL	166	-	863
29	A & N Islands	0	-	-	-	-	-	-	-	-	-	-
30	Chandigarh	NA	NA	NA	NA	NA	NA	NA	NA	NA	-	-
31	D & N Haveli	0	-	-	-	-	-	-	-	-	-	-
32	Daman & Diu	0	-	-	-	-	-	-	-	-	-	-
33	Delhi	0	-	-	-	-	-	-	-	-	-	-
34	Jammu and Kashmir	2	127	105	306	251	1,145	1,086	56	28	1,804	1,543
35	Ladakh	0	1	-	5	3	39	28	-	-	48	33
36	Lakshadweep	0	-	-	-	-	-	-	-	-	-	-
37	Puducherry	0	-	-	-	-	-	-	-	-	-	-
TOTAL		123	188	374	3,340	2,818	19,674	18,684	1,258	1,168	26,249	24,267

@ There is no sanctioned strength of SDRF, but State Reserve Police is working as a SDRF in Gujarat state.



TABLE 3.2.10 -- SANCTIONED (S) AND ACTUAL (A) STRENGTH OF GAZETTED AND NON-GAZETTED PERSONNEL IN CENTRAL ARMED POLICE FORCES (CAPFs)

AS ON 01.01.2020

Sl. No.	CENTRAL ARMED POLICE FORCE & SPECIALISED FORCES	SANCTIONED STRENGTH			ACTUAL STRENGTH		
		GAZETTED	NON-GAZETTED	TOTAL	GAZETTED	NON-GAZETTED	TOTAL
(1)	(2)	(3)	(4)	(5)	(6)	(7)	(8)
1	Assam Rifles	1,265	65,143	66,408	1,178	59,346	60,524
2	Border Security Force	5,525	2,59,648	2,65,173	5,038	2,32,712	2,37,750
3	Central Industrial Security Force	1,678	1,60,863	1,62,541	1,309	1,40,341	1,41,650
4	Central Reserve Police Force	5,777	3,18,563	3,24,340	5,227	2,94,183	2,99,410
5	Indo-Tibetan Border Police	2,255	87,312	89,567	1,727	80,904	82,631
6	National Disaster Response Force *	429	18,126	18,555	182	10,814	10,996
7	National Security Guards *	553	10,291	10,844	435	9,422	9,857
8	Railway Protection Force	466	74,373	74,839	485	60,279	60,764
9	Sashastra Seema Bal	1,892	95,352	97,244	1,244	77,565	78,809
TOTAL		19,840	10,89,671	11,09,511	16,825	9,65,566	9,82,391

* NSG & NDRF is 100% deputationist Force



TABLE 3.2.11-- SANCTIONED (S) AND ACTUAL (A) STRENGTH OF CENTRAL ARMED POLICE FORCES (CAPFs)

AS ON 01.01.2020

SI. No.	CENTRAL ARMED POLICE FORCE & SPECIALISED FORCE	NO OF BATTALIONS	DGP/ SPL.DG		ADDL. DG		IGP		DIG	
			S	A	S	A	S	A	S	A
(1)	(2)	(3)	(4)	(5)	(6)	(7)	(8)	(9)	(10)	(11)
1	Assam Rifles	46	1	1	1	NA	3	3	22	21
2	Border Security Force	193	4	2	5	5	52	46	205	186
3	Central Industrial Security Force	421	1	1	4	3	17	14	70	52
4	Central Reserve Police Force	246	5	3	4	4	51	46	227	199
5	Indo-Tibetan Border Police	56	1	1	4	2	24	13	87	61
6	National Disaster Response Force *	16	NA	NA	1	1	1	1	4	4
7	National Security Guards @	NA	1	1	0	0	4	4	7	7
8	Railway Protection Force	15	1	1	1	1	21	27	24	32
9	Sashastra SeemaBal	73	1	1	1	1	15	13	72	45
TOTAL		1,066	15	11	21	17	188	167	718	607

@Note : (1) NSG is not having Battalion pattern. NSG is having HQr, Trg Centre, Composite Hospital, SAGs, SRGs, Regional Hubs and other Tech Groups/Sqns.

@Note : (2) NSG is 100% deputationist Force. Following Rank nomenclature is being followed in NSG :

- Group Commander for Commandant
- Squadron Commander for Dy.Commandant
- Team Commander for Dy.SP/ASSTT.Commandant
- Assistant Commander-I/II/III for Inspector/SI/ASI
- Ranger-I/II for Head Constable/Constable

@Note : (3) No separate sanction for AC-I/II/III and Ranger-I/II, hence are inducted under Assistant Commanders & Rangers category respectively.

***Note : (4)** NDRF is 100% deputationist Force.

TABLE 3.2.11 -- (CONTINUED . . .)

SI. No.	CENTRAL ARMED POLICE FORCE & SPECIALISED FORCE	NO OF BATTALIONS	COMMANDANT		2I/C		DY. COMMANDANT		ASSTT. COMMANDANT	
			S	A	S	A	S	A	S	A
(1)	(2)	(3)	(12)	(13)	(14)	(15)	(16)	(17)	(18)	(19)
1	Assam Rifles	46	94	151	86	179	510	434	371	358
2	Border Security Force	193	421	401	614	588	1,345	1,306	2,279	2,154
3	Central Industrial Security Force	421	226	175	NA	NA	392	319	968	745
4	Central Reserve Police Force	246	381	383	508	511	969	948	2,889	2,521
5	Indo-Tibetan Border Police	56	144	115	142	104	443	398	1,362	999
6	National Disaster Response Force *	16	28	15	17	12	82	56	150	69
7	National Security Guards @	NA	37	36	14	13	125	100	354	264
8	Railway Protection Force	15	67	59	0	0	57	75	295	290
9	Sashastra SeemaBal	73	141	86	128	83	451	316	821	547
TOTAL		1,066	1,539	1,421	1,509	1,490	4,374	3,952	9,489	7,947

@Note : (1) NSG is not having Battalion pattern. NSG is having HQr, Trg Centre, Composite Hospital, SAGs, SRGs, Regional Hubs and other Tech Groups/Sqns.

@Note : (2) NSG is 100% deputationist Force. Following Rank nomenclature is being followed in NSG :

- (a) Group Commander for Commandant
- (b) Squadron Commander for Dy.Commandant
- (c) Team Commander for Dy.SP/ASSTT.Commandant
- (d) Assistant Commander-I/II/III for Inspector/SI/ASI
- (e) Ranger-I/II for HeadConstable/Constable

@Note : (3) No separate sanction for AC-I/II/III and Ranger-I/II, hence are inducted under Assistant Commanders & Rangers category respectively.

***Note : (4)** NDRF is 100% deputationist Force.


TABLE 3.2.11 -- (CONTINUED . . .)

SI. No.	CENTRAL ARMED POLICE FORCE & SPECIALISED FORCE	NO OF BATTALIONS	OTHERS Gr.A/B		SUBEDAR MAJOR		INSPECTOR		S.I.		A.S.I.	
			S	A	S	A	S	A	S	A	S	A
(1)	(2)	(3)	(20)	(21)	(22)	(23)	(24)	(25)	(26)	(27)	(28)	(29)
1	Assam Rifles	46	177	31	216	188	1,382	1,073	2,596	2,427	3,141	3,827
2	Border Security Force	193	600	350	200	155	4,920	4,760	10,965	9,313	21,974	21,689
3	Central Industrial Security Force	421	NA	NA	NA	NA	3,244	3,050	13,350	9,911	19,022	15,315
4	Central Reserve Police Force	246	743	612	369	345	8,156	5,296	22,879	12,453	29,227	22,486
5	Indo-Tibetan Border Police	56	48	34	83	80	3,031	2,872	4,686	4,100	5,429	5,262
6	National Disaster Response Force *	16	146	24	NA	NA	542	446	2,153	582	95	354
7	National Security Guards @	NA	11	10	0	0	1,746	1,431	0	0	0	0
8	Railway Protection Force	15	0	0	0	0	2,188	1,777	4,363	2,672	7,160	4,254
9	Sashastra Seema Bal	73	262	152	3	0	1,574	1,273	3,707	2,184	7,899	7,126
TOTAL		1,066	1,987	1,213	871	768	26,783	21,978	64,699	43,642	93,947	80,313

@Note : (1) NSG is not having Battalion pattern. NSG is having HQr, Trg Centre, Composite Hospital, SAGs, SRGs, Regional Hubs and other Tech Groups/ Sqns.

@Note : (2) NSG is 100% deputationist Force. Following Rank nomenclature is being followed in NSG :

- (a) Group Commander for Commandant
- (b) Squadron Commander for Dy. Commandant
- (c) Team Commander for Dy. SP/ ASSTT. Commandant
- (d) Assistant Commander-I/II/III for Inspector/SI/ASI
- (e) Ranger-I/II for Head Constable/ Constable

@Note : (3) No separate sanction for AC-I/II/III and Ranger-I/II, hence are inducted under Assistant Commanders & Rangers category respectively.

*Note : (4) NDRF is 100% deputationist Force.

TABLE 3.2.11 -- (CONTINUED . . .)

SI. No.	CENTRAL ARMED POLICE FORCE & SPECIALISED FORCE	NO OF BATTALIONS	HEAD CONSTABLE		CONSTABLE		OTHERS		TOTAL	
			S	A	S	A	S	A	S	A
(1)	(2)	(3)	(30)	(31)	(32)	(33)	(34)	(35)	(36)	(37)
1	Assam Rifles	46	16,044	14,996	40,897	36,110	867	725	66,408	60,524
2	Border Security Force	193	48,531	45,908	1,51,822	1,31,689	21,236	19,198	2,65,173	2,37,750
3	Central Industrial Security Force	421	33,590	29,418	91,488	82,581	169	66	1,62,541	1,41,650
4	Central Reserve Police Force	246	80,241	64,409	1,77,691	1,89,192	NA	2	3,24,340	2,99,410
5	Indo-Tibetan Border Police	56	21,591	20,574	52,488	48,016	4	0	89,567	82,631
6	National Disaster Response Force*	16	4,796	2,506	9,308	6,156	1,232	770	18,555	10,996
7	National Security Guards @	NA	8,535	7,991	0	0	10	0	10,844	9,857
8	Railway Protection Force	15	21,700	15,550	36,142	34,366	2,820	1,660	74,839	60,764
9	Sashastra Seema Bal	73	18,026	15,791	64,078	50,761	65	430	97,244	78,809
TOTAL		1,066	2,53,054	2,17,143	6,23,914	5,78,871	26,403	22,851	11,09,511	9,82,391

@Note : (1) NSG is not having Battalion pattern. NSG is having HQr, Trg Centre, Composite Hospital, SAGs, SRGs, Regional Hubs and other Tech Groups/ Sqns.

@Note : (2) NSG is 100% deputationist Force. Following Rank nomenclature is being followed in NSG :

- (a) Group Commander for Commandant
- (b) Squadron Commander for Dy. Commandant
- (c) Team Commander for Dy. SP/ASSTT. Commandant
- (d) Assistant Commander-I/II/III for Inspector/SI/ASI
- (e) Ranger-I/II for Head Constable/ Constable

@Note : (3) No separate sanction for AC-I/II/III and Ranger-I/II, hence are inducted under Assistant Commanders & Rangers category respectively.

*Note : (4) NDRF is 100% deputationist Force.


TABLE 3.3.1--ACTUAL STRENGTH IN VARIOUS RANKS OF WOMAN IN CENTRAL ARMED POLICE FORCES (CAPFs)
AS ON 01.01.2020

SI. No.	CENTRAL ARMED POLICE FORCE & SPECIALISED FORCE	DGP/ SPL.DGP	ADDL.DGP	IGP	DIG	AIG/ COMMANDANT	2 I/C
(1)	(2)	(3)	(4)	(5)	(6)	(7)	(8)
1	Assam Rifles	NA	NA	NA	NA	9	6
2	Border Security Force	NA	NA	NA	NA	9	6
3	Central Industrial Security Force	NA	NA	NA	NA	9	6
4	Central Reserve Police Force	NA	NA	NA	NA	9	6
5	Indo-Tibetan Border Police	NA	NA	NA	NA	9	6
6	National Disaster Response Force *	NA	NA	NA	NA	9	6
7	National Security Guards #	NA	NA	NA	NA	9	6
8	Railway Protection Force	NA	NA	NA	NA	9	6
9	Sashastra Seema Bal	NA	NA	NA	NA	9	6
TOTAL		0	0	0	0	81	54

NOTE : NSG is 100% deputationist Force, No Reservation Percentage has been fixed for woman in NSG

* NOTE : NDRF is 100% deputationist Force

TABLE 3.3.1 -- (CONTINUED . . .)

Sl. No.	CENTRAL ARMED POLICE FORCE & SPECIALISED FORCE	DY. COMMANDANT	ASSTT. COMMANDANT	OTHERS Gr.A&B	SUBEDAR MAJOR	INSP.	S.I.
(1)	(2)	(9)	(10)	(11)	(12)	(13)	(14)
1	Assam Rifles	21	17	6	NA	7	136
2	Border Security Force	21	17	6	NA	63	372
3	Central Industrial Security Force	21	17	6	NA	266	915
4	Central Reserve Police Force	21	17	6	NA	310	565
5	Indo-Tibetan Border Police	21	17	6	NA	98	116
6	National Disaster Response Force *	21	17	6	NA	2	2
7	National Security Guards #	21	17	6	NA	6	18
8	Railway Protection Force	21	17	6	NA	62	76
9	Sashastra Seema Bal	21	17	6	NA	17	80
TOTAL		189	153	54	0	831	2,280

NOTE: NSG is 100% deputationist Force, No Reservation Percentage has been fixed for woman in NSG

* NOTE: NDRF is 100% deputationist Force


TABLE 3.3.1 -- (CONTINUED . . .)

SI. No.	CENTRAL ARMED POLICE FORCE & SPECIALISED FORCE	A.S.I.	HEAD CONSTABLE	CONSTABLE	OTHERS	TOTAL	RESERVATION PERCENTAGE APPROVED BY GOVT.
(1)	(2)	(15)	(16)	(17)	(18)	(19)	(20)
1	Assam Rifles	19	4	728	NA	953	5% of GD Category
2	Border Security Force	204	129	4,273	39	5,139	NP
3	Central Industrial Security Force	534	496	6,350	11	8,631	10% In SI/Exe, ASI/Exe/ Steno, HC/Min
4	Central Reserve Police Force	650	1,166	5,110	NA	7,860	NA
5	Indo-Tibetan Border Police	89	197	1,454	10	2,023	0%
6	National Disaster Response Force *	3	48	8	NA	122	
7	National Security Guards #	0	0	23	0	106	
8	Railway Protection Force	72	376	1,570	120	2,335	10%
9	Sashastra Seema Bal	4	54	1,866	0	2,080	5%
TOTAL		1,575	2,470	21,382	180	29,249	

NOTE : NSG is 100% deputationist Force, No Reservation Percentage has been fixed for woman in NSG

* NOTE : NDRF is 100% deputationist Force

TABLE 3.3.2 -- ACTUAL STRENGTH OF SCHEDULED CASTES STAFF IN CAPFs

AS ON 01.01.2020

Sl. No.	CENTRAL ARMED POLICE FORCE & SPECIALISED FORCE	ASSTT. COMMANDANT	INSPECTOR	SUB-INSPECTOR	ASSTT.SUB-INSPECTOR	HEAD CONSTABLE	CONSTABLE	OTHERS	TOTAL	RESERVATION PERCENTAGE APPROVED BY GOVT.
(1)	(2)	(3)	(4)	(5)	(6)	(7)	(8)	(9)	(10)	(11)
1	Assam Rifles	NA	209	268	468	1,794	3,780	128	6,647	15.00%
2	Border Security Force	302	632	1,419	2,889	7,721	23,965	5,260	42,188	15.00%
3	Central Industrial Security Force	116	433	1,639	2,131	4,742	15,737	NA	24,798	15.00%
4	Central Reserve Police Force	375	619	1,687	3,877	10,132	34,075	377	51,142	15.00%
5	Indo-Tibetan Border Police	158	442	676	895	3,620	8,734	5	14,530	15.00%
6	National Disaster Response Force *	7	53	91	53	352	1,011	48	1,615	
7	National Security Guards #	NA	NA	NA	NA	NA	NA	NA	NA	
8	Railway Protection Force	45	294	440	745	2,608	5,756	322	10,210	15.00%
9	Sashastra Seema Bal	70	234	451	1,501	2,153	8,565	92	13,066	15.00%
TOTAL		1,073	2,916	6,671	12,559	33,122	1,01,623	6,232	1,64,196	

Note: NSG is 100% deputationist Force, No Reservation Percentage has been fixed.

* Note: NDRF is 100% deputationist Force, No Reservation Percentage has been fixed.


TABLE 3.3.3 -- ACTUAL STRENGTH OF SCHEDULED TRIBES STAFF IN CAPFs
AS ON 01.01.2020

SI. No.	CENTRAL ARMED POLICE FORCE & SPECIALISED FORCE	ASSTT. COMMANDANT	INSPECTOR	SUB-INSPECTOR	ASSTT. SUB-INSPECTOR	HEAD CONSTABLE	CONSTABLE	OTHERS	TOTAL	RESERVATION PERCENTAGE APPROVED BY GOVT.
(1)	(2)	(3)	(4)	(5)	(6)	(7)	(8)	(9)	(10)	(11)
1	Assam Rifles	NA	93	150	267	1,123	9,076	102	10,811	7.5%
2	Border Security Force	153	340	627	1,368	4,028	18,306	1,011	25,833	7.5%
3	Central Industrial Security Force	58	232	727	812	2,275	10,310	NA	14,414	7.5%
4	Central Reserve Police Force	199	333	672	1,753	4,481	22,516	200	30,154	7.5%
5	Indo-Tibetan Border Police	76	239	299	410	1,695	5,269	0	7,988	7.5%
6	National Disaster Response Force *	NA	28	36	29	176	450	10	729	
7	National Security Guards #	NA	NA	NA	NA	NA	NA	NA	NA	
8	Railway Protection Force	32	155	281	426	1,346	3,139	185	5,564	7.5%
9	Sashastra Seema Bal	45	155	344	1,140	1,639	6,085	202	9,610	7.5%
TOTAL		563	1,575	3,136	6,205	16,763	75,151	1,710	1,05,103	

Note: NSG is 100% deputationist Force, No Reservation Percentage has been fixed.

* Note: NDRF is 100% deputationist Force, No Reservation Percentage has been fixed.

TABLE 3.3.4 -- ACTUAL STRENGTH OF OTHER BACKWARD CLASSES STAFF IN CAPFs

AS ON 01.01.2020

Sl. No.	CENTRAL ARMED POLICE FORCE & SPECIALISED FORCE	ASST. COMMANDANT	INSPECTOR	SUB-INSPECTOR	ASST. SUB-INSPECTOR	HEAD CONSTABLE	CONSTABLE	OTHERS	TOTAL	RESERVATION PERCENTAGE APPROVED BY GOVT.
(1)	(2)	(3)	(4)	(5)	(6)	(7)	(8)	(9)	(10)	(11)
1	Assam Rifles	NA	74	176	401	1,838	8,284	118	10,891	27.0%
2	Border Security Force	470	1,203	2,156	3,577	8,825	45,031	5,919	67,181	27.0%
3	Central Industrial Security Force	40	683	3,192	2,626	4,042	33,684	NA	44,267	27.0%
4	Central Reserve Police Force	654	942	2,385	3,320	14,632	65,117	501	87,551	27.0%
5	Indo-Tibetan Border Police	115	481	601	466	5,082	18,230	0	24,975	27.0%
6	National Disaster Response Force *	13	153	185	122	683	2,486	95	3,737	
7	National Security Guards #	NA	NA	NA	NA	NA	NA	NA	NA	
8	Railway Protection Force	15	270	491	653	2,127	13,329	395	17,280	27.0%
9	Sashastra Seema Bal	79	327	486	1,445	5,441	18,621	42	26,441	27.0%
TOTAL		1,386	4,133	9,672	12,610	42,670	2,04,782	7,070	2,82,323	

Note: NSG is 100% deputationist Force, No Reservation Percentage has been fixed.

* Note: NDRF is 100% deputationist Force, No Reservation Percentage has been fixed.


TABLE 3.3.5 -- ACTUAL STRENGTH OF CENTRAL INVESTIGATION AGENCIES & OTHER CENTRAL POLICE ORGANIZATIONS (CPOs)
AS ON 01.01.2020

Sl. No.	CENTRAL INVESTIGATION AGENCIES & OTHER CENTRAL POLICE ORGANIZATIONS (CPOs)	DGP	SPL DGP / ADDL. DG	IGP	DIG	SP	ADDL SP	DY. SP
(1)	(2)	(3)	(4)	(5)	(6)	(7)	(8)	(9)
1	Bureau of Police Research & Development (BPR&D)	1	1	6	14	25	29	43
2	Central Bureau of Investigation (CBI)	1	1	19	10	85	76	224
3	Directorate of Coordination Police Wireless (DCPW)	0	0	0	2	6	14	30
4	Lok Nayak Jayaprakash Narayan National Institute of Criminology & Forensic Science (LNJN-NICFS)	0	1	0	1	0	0	0
5	National Crime Records Bureau (NCRB)	0	1	2	5	12	15	42
6	North Eastern Police Academy (NEPA)	0	0	1	1	0	0	0
7	National Investigation Agency (NIA)	1	NA	4	9	19	4	45
8	Sardar Vallabhbhai Patel National Police Academy (SVP-NPA)	0	1	2	3	8	3	6
TOTAL		3	5	34	45	155	141	390

TABLE 3.3.5 -- (CONTINUED . . .)

Sl. No.	CENTRAL INVESTIGATION AGENCIES & OTHER CENTRAL POLICE ORGANIZATIONS (CPOs)	INSP.	S.I.	A.S.I.	HEAD CONSTABLE	CONSTABLE	OTHERS	TOTAL
(1)	(2)	(10)	(11)	(12)	(13)	(14)	(15)	(16)
1	Bureau of Police Research & Development (BPR&D)	23	4	1	17	107	417	688
2	Central Bureau of Investigation (CBI)	656	389	158	525	2,041	1,779	5,964
3	Directorate of Coordination Police Wireless (DCPW)	93	210	2	2	153	0	512
4	Lok Nayak Jayaprakash Narayan National Institute of Criminology & Forensic Science (LNJN-NICFS)	0	0	0	0	0	63	65
5	National Crime Records Bureau (NCRB)	18	80	36	19	36	42	308
6	North Eastern Police Academy (NEPA)	3	9	1	25	95	95	230
7	National Investigation Agency (NIA)	80	66	88	127	223	130	796
8	Sardar Vallabhbhai Patel National Police Academy (SVP-NPA)	18	43	9	91	140	198	522
TOTAL		891	801	295	806	2,795	2,724	9,085


TABLE 3.3.6 -- ACTUAL STRENGTH OF WOMAN IN CENTRAL INVESTIGATION AGENCIES & OTHER CENTRAL POLICE ORGANIZATIONS (CPOs)
AS ON 01.01.2020

SI. No.	CENTRAL INVESTIGATION AGENCIES & OTHER CENTRAL POLICE ORGANIZATIONS (CPOs)	DGP	SPL DGP / ADDL. DG	IGP	DIG	SP / AIG	ADDL SP	DY. SP	INSP.
(1)	(2)	(3)	(4)	(5)	(6)	(7)	(8)	(9)	(10)
1	Bureau of Police Research & Development (BPR&D)	0	0	1	0	2	0	0	2
2	Central Bureau of Investigation (CBI)	0	0	1	1	6	3	9	29
3	Directorate of Coordination Police Wireless (DCPW)	0	0	0	0	0	0	2	0
4	Lok Nayak Jayaprakash Narayan National Institute of Criminology & Forensic Science (LNJN-NICFS)	0	0	0	0	0	0	0	0
5	National CrimeRecords Bureau (NCRB)	0	0	0	0	1	5	5	1
6	North Eastern Police Academy (NEPA)	NA	NA	NA	NA	NA	NA	NA	NA
7	National Investigation Agency (NIA)	0	0	0	2	4	0	1	1
8	Sardar Vallabhbai Patel National PoliceAcademy (SVP-NPA)	0	0	0	0	2	0	1	0
TOTAL		0	0	2	3	15	8	18	33

TABLE 3.3.6 -- (CONTINUED . . .)

Sl. No.	CENTRAL INVESTIGATION AGENCIES & OTHER CENTRAL POLICE ORGANIZATIONS (CPOs)	S.I.	A.S.I.	HEAD CONSTABLE	CONSTABLE	OTHERS	TOTAL	RESERVATION PERCENTAGE APPROVED BY GOVT.
(1)	(2)	(11)	(12)	(13)	(14)	(15)	(16)	(17)
1	Bureau of Police Research & Development (BPR&D)	0	0	0	0	26	31	There is no reservation policy
2	Central Bureau of Investigation (CBI)	12	2	3	16	393	475	NA
3	Directorate of Coordination Police Wireless (DCPW)	6	0	0	9	0	17	0
4	Lok Nayak Jayaprakash Narayan National Institute of Criminology & Forensic Science (LNJN-NICFS)	0	0	0	0	7	7	NP
5	National Crime Records Bureau (NCRB)	26	9	0	2	10	59	NA
6	North Eastern Police Academy (NEPA)	NA	NA	NA	NA	NA	-	NA
7	National Investigation Agency (NIA)	5	0	3	8	13	37	NA
8	Sardar Vallabhbhai Patel National Police Academy (SVP-NPA)	10	0	6	0	27	46	on Deputaton
TOTAL		59	11	12	35	476	672	



TABLE 3.3.7 -- ACTUAL STRENGTH OF SCHEDULED CASTES STAFF IN CENTRAL INVESTIGATION AGENCIES & OTHER CENTRAL POLICE ORGANIZATIONS (CPOs)

AS ON 01.01.2020

SI. No.	CENTRAL INVESTIGATION AGENCIES & OTHER CENTRAL POLICE ORGANIZATIONS (CPOs)	SUB-INSPECTOR	ASSTT.SUB-INSPECTOR	HEAD CONSTABLE	CONSTABLE	TOTAL	RESERVATION PERCENTAGE APPROVED BY GOVT.
(1)	(2)	(3)	(4)	(5)	(6)	(7)	(8)
1	Bureau of Police Research & Development (BPR&D)	0	0	0	2	2	There is no direct recruitment quota
2	Central Bureau of Investigation (CBI)	52	31	84	40	207	15%
3	Directorate of Coordination Police Wireless (DCPW)	11	1	0	34	46	15%
4	Lok Nayak Jayaprakash Narayan National Institute of Criminology & Forensic Science (LNJN-NICFS)	0	0	0	0	0	15%
5	National Crime Records Bureau (NCRB)	14	3	3	4	24	15%
6	North Eastern Police Academy (NEPA)	0	0	3	9	12	8%
7	National Investigation Agency (NIA)	4	6	13	16	39	NA
8	Sardar Vallabhbhai Patel National Police Academy (SVP-NPA)	6	0	15	14	35	15%
TOTAL		87	41	118	119	365	

TABLE 3.3.8 -- ACTUAL STRENGTH OF SCHEDULED TRIBES STAFF IN CENTRAL INVESTIGATION AGENCIES & OTHER CENTRAL POLICE ORGANIZATIONS (CPOs)

AS ON 01.01.2020

Sl. No.	CENTRAL INVESTIGATION AGENCIES & OTHER CENTRAL POLICE ORGANIZATIONS (CPOs)	SUB-INSPECTOR	ASSTT.SUB-INSPECTOR	HEAD CONSTABLE	CONSTABLE	TOTAL	RESERVATION PERCENTAGE APPROVED BY GOVT.
(1)	(2)	(3)	(4)	(5)	(6)	(7)	(8)
1	Bureau of Police Research & Development (BPR&D)	0	0	0	0	0	There is no direct recruitment quota
2	Central Bureau of Investigation (CBI)	29	17	33	1	80	7.50%
3	Directorate of Coordination Police Wireless (DCPW)	8	1	0	10	19	7.50%
4	Lok Nayak Jayaprakash Narayan National Institute of Criminology & Forensic Science (LNJN-NICFS)	0	0	0	0	0	7.50%
5	National Crime Records Bureau (NCRB)	4	0	1	1	6	7.50%
6	North Eastern Police Academy (NEPA)	0	0	8	23	31	15.00%
7	National Investigation Agency (NIA)	4	0	4	19	27	NA
8	Sardar Vallabhbhai Patel National Police Academy (SVP-NPA)	2	0	4	5	11	7.50%
TOTAL		47	18	50	59	174	


TABLE 3.3.9 -- ACTUAL STRENGTH OF OTHER BACKWARD CLASSES STAFF IN CENTRAL INVESTIGATION AGENCIES & OTHER CENTRAL POLICE ORGANIZATIONS (CPOs)
AS ON 01.01.2020

SI. No.	CENTRAL INVESTIGATION AGENCIES & OTHER CENTRAL POLICE ORGANIZATIONS (CPOs)	SUB-INSPECTOR	ASSTT. SUB-INSPECTOR	HEAD CONSTABLE	CONSTABLE	TOTAL	RESERVATION PERCENTAGE APPROVED BY GOVT.
(1)	(2)	(3)	(4)	(5)	(6)	(7)	(8)
1	Bureau of Police Research & Development (BPR&D)	0	0	0	2	2	There is no direct recruitment quota
2	Central Bureau of Investigation (CBI)	78	2	41	50	171	27.0%
3	Directorate of Coordination Police Wireless (DCPW)	16	0	0	32	48	27.0%
4	Lok Nayak Jayaprakash Narayan National Institute of Criminology & Forensic Science (LNJN-NICFS)	0	0	0	0	0	27.0%
5	National Crime Records Bureau (NCRB)	27	4	2	4	37	27.0%
6	North Eastern Police Academy (NEPA)	0	1	1	22	24	27.0%
7	National Investigation Agency (NIA)	13	21	26	59	119	NA
8	Sardar Vallabhbhai Patel National Police Academy (SVP-NPA)	6	5	22	47	80	27.0%
TOTAL		140	33	92	216	481	

TABLE 4.1.1 -- TOTAL STATE BUDGET, BUDGET FOR POLICE, BUDGET FOR POLICE TRAINING, POLICE EXPENDITURE FOR THE FINANCIAL YEAR 2018 - 2019 (REVISED) (FIGURES IN CRORES OF RUPEES)

Sl. No.	STATES/UTs	TOTAL STATE BUDGET	POLICE BUDGET	EXPENDITURE FROM POLICE BUDGET	POLICE MODERNIZATION BUDGET	EXPENDITURE FROM POLICE MODERNIZATION BUDGET	POLICE TRAINING BUDGET	EXPENDITURE FROM POLICE TRAINING BUDGET
(1)	(2)	(3)	(4)	(5)	(6)	(7)	(8)	(9)
1	Andhra Pradesh	1,91,063.60	5,141.54	4,775.41	173.32	58.99	54.12	50.52
2	Arunachal Pradesh	21,305.09	1,038.43	NP	10.72	-	17.78	17.17
3	Assam	1,08,510.37	5,113.64	3,739.36	81.87	23.43	50.04	18.41
4	Bihar	1,76,990.00	6,987.31	6,607.41	539.51	473.48	55.09	44.08
5	Chhattisgarh	1,00,090.15	4,177.99	3,576.81	25.00	19.33	52.87	40.49
6	Goa	17,123.29	558.29	505.93	4.00	0.80	2.04	1.83
7	Gujarat	1,83,666.00	5,212.53	4,842.06	85.67	51.36	51.66	46.71
8	Haryana	1,25,495.89	4,437.67	4,133.05	35.16	7.52	41.76	37.07
9	Himachal Pradesh	46,927.85	1,169.23	1,081.29	6.40	6.40	0.56	0.56
10	Jharkhand	80,200.00	4,234.46	4,104.99	226.85	177.42	54.09	52.95
11	Karnataka	2,18,488.00	5,873.79	5,456.53	85.92	83.52	56.02	63.85
12	Kerala	1,15,661.05	4,025.81	3,463.80	162.26	99.83	0.02	0.02
13	Madhya Pradesh	1,77,139.01	6,692.84	6,294.55	84.11	24.83	166.00	152.87
14	Maharashtra	4,22,764.56	13,708.91	12,048.38	87.60	31.26	120.72	116.54
15	Manipur	16,650.80	1,552.90	1,376.37	17.48	4.97	25.49	24.20
16	Meghalaya	14,276.88	1,087.39	885.59	7.59	0.80	6.20	5.70
17	Mizoram	10,869.47	644.13	631.64	14.10	7.12	18.94	26.11
18	Nagaland	18,315.76	1,448.74	1,446.36	16.78	16.78	34.60	34.60
19	Odisha	3,66,636.40	3,559.51	3,109.81	68.91	41.49	45.59	40.34
20	Punjab	1,27,415.49	5,838.26	5,669.81	18.14	20.38	65.11	64.65
21	Rajasthan	2,17,433.12	6,455.93	6,362.45	104.32	27.18	106.00	102.83
22	Sikkim	7,051.00	394.79	373.56	2.77	0.79	3.57	3.58
23	Tamil Nadu	2,39,510.47	7,714.15	6,195.71	180.37	180.37	118.36	63.75
24	Telangana	1,74,453.00	5,152.00	5,171.83	540.01	97.53	64.13	47.78
25	Tripura	16,387.21	1,446.17	1,245.61	10.61	8.43	15.69	14.19
26	Uttar Pradesh	5,22,819.66	18,145.75	17,650.05	100.70	62.88	203.53	158.53
27	Uttarakhand	45,585.09	1,893.05	1,658.47	4.41	3.86	1.89	1.86
28	West Bengal	2,37,964.35	6,145.86	6,149.11	526.42	37.04	22.51	20.56
29	A & N Islands	4,659.60	371.00	370.71	25.79	25.77	3.34	3.33
30	Chandigarh	4,511.91	450.53	450.48	-	-	1.10	1.10
31	D & N Haveli	1,121.34	27.90	27.88	-	-	0.02	0.02
32	Daman & Diu	1,675.49	28.82	28.82	-	-	-	-
33	Delhi	NP	7,858.92	7,850.09	NA	NA	330.92	330.84
34	Jammu and Kashmir	89,467.00	7,071.66	6,719.17	100.00	8.19	0.50	0.47
35	Ladakh @	-	-	-	-	-	-	-
36	Lakshadweep	1,286.62	38.57	37.98	-	-	-	-
37	Puducherry	7,881.00	227.19	220.83	10.58	4.17	-	-
TOTAL		41,11,396.51	1,45,925.65	1,34,261.90	3357.37	1,605.92	1,790.27	1,587.50

@ Budget Head from J&K STATE.



CHAPTER 4 - POLICE BUDGET

TABLE 4.1.2 -- TOTAL STATE BUDGET, BUDGET FOR POLICE, BUDGET FOR POLICE TRAINING, POLICE EXPENDITURE FOR THE FINANCIAL YEAR 2019 - 2020 (TENTATIVE) (FIGURES IN CRORES OF RUPEES)

SI. No.	STATES/UTs	TOTAL STATE BUDGET	POLICE BUDGET	EXPENDITURE FROM POLICE BUDGET	POLICE MODERNIZATION BUDGET	EXPENDITURE FROM POLICE MODERNIZATION BUDGET	POLICE TRAINING BUDGET	EXPENDITURE FROM POLICE TRAINING BUDGET
(1)	(2)	(3)	(4)	(5)	(6)	(7)	(8)	(9)
1	Andhra Pradesh	2,27,974.99	6,150.21	4,792.19	143.75	67.16	56.93	43.80
2	Arunachal Pradesh	17,917.59	973.58	NP	10.72	-	20.00	19.50
3	Assam	1,185.36	57.94	23.46	0.95	0.12	0.49	0.11
4	Bihar	2,00,501.00	9,430.15	6,625.86	597.22	483.87	178.34	144.64
5	Chhattisgarh	1,00,519.21	4,349.32	3,429.69	25.00	12.84	58.91	37.06
6	Goa	19,548.69	608.82	514.39	3.25	0.87	2.24	1.77
7	Gujarat	2,02,862.00	4,968.66	4,732.97	64.11	17.20	45.96	43.99
8	Haryana	1,47,065.11	4,631.90	4,417.00	34.00	7.52	48.05	43.40
9	Himachal Pradesh	47,690.40	1,365.12	1,364.07	7.87	7.85	0.91	0.90
10	Jharkhand	85,429.00	5,068.32	4,975.42	376.18	316.81	60.94	58.86
11	Karnataka	2,34,153.00	6,087.00	4,102.06	58.92	1.45	65.11	45.96
12	Kerala	1,16,516.85	4,150.42	3,612.83	170.38	85.07	0.02	0.00
13	Madhya Pradesh	2,01,620.03	7,057.27	6,168.99	97.84	17.77	173.60	154.51
14	Maharashtra	4,99,159.47	17,267.00	15,903.13	57.93	19.34	149.16	154.76
15	Manipur	16,041.12	1,858.86	1,107.26	15.60	-	31.38	20.12
16	Meghalaya	16,376.93	1,007.98	763.18	7.60	0.97	6.70	4.53
17	Mizoram	9,672.64	533.36	631.64	5.73	5.73	18.94	26.11
18	Nagaland	18,026.11	1,395.39	1,395.39	18.89	18.89	35.46	35.46
19	Odisha	5,22,692.26	3,975.86	3,310.45	86.90	25.06	45.83	43.06
20	Punjab	1,58,492.66	6,457.09	4,340.02	60.00	12.87	72.62	68.22
21	Rajasthan	2,36,099.60	6,571.80	6,245.87	109.73	74.92	124.79	121.06
22	Sikkim	7,051.00	521.83	495.74	6.82	2.48	4.90	4.90
23	Tamil Nadu	2,61,766.70	7,912.13	7,864.99	119.51	117.15	0.02	0.02
24	Telangana	1,82,017.00	4,785.06	4,199.32	196.88	98.99	146.65	36.48
25	Tripura	17,530.46	1,494.20	1,289.62	18.83	6.30	16.69	12.61
26	Uttar Pradesh	5,44,571.20	24,487.10	21,230.22	122.00	64.75	291.55	101.00
27	Uttarakhand	48,663.90	1,925.23	1,449.77	16.94	1.52	13.81	10.36
28	West Bengal	2,14,958.75	7,098.87	7,197.58	233.34	36.90	21.80	9.61
29	A & N Islands	5,029.16	406.93	320.46	27.31	21.64	3.75	2.98
30	Chandigarh	4,753.12	488.64	438.58	-	-	3.20	1.52
31	D & N Haveli	1,184.89	29.90	29.89	-	-	-	-
32	Daman & Diu	2,061.27	34.36	36.36	-	-	-	-
33	Delhi	NP	8,839.13	8,828.85	NA	NA	203.95	203.92
34	Jammu and Kashmir	80,423.08	7,696.55	6,606.58	181.31	44.85	130.33	115.63
35	Ladakh *	NA	66.12	61.56	-	-	-	-
36	Lakshadweep	1,303.49	38.74	36.95	-	-	-	-
37	Puducherry	8,425.00	262.00	251.98	10.95	0.47	-	-
	TOTAL	44,59,283.04	1,60,052.84	1,38,794.32	2886.46	1,571.36	2,033.04	1,566.85

* Police Budget 66.12 (from November 2019 to 31st March 2020) after creation of UT Ladakh

* Expenditure From Police Budget 61.56 (from November 2019 to 31st March 2020) after creation of UT Ladakh

TABLE 4.1.3 -- INCREASE / DECREASE IN TOTAL POLICE EXPENDITURE & TRAINING EXPENDITURE AS COMPARED TO FINANCIAL YEAR 2018 - 2019 (REVISED) & 2019 - 2020 (TENTATIVE) (FIGURES IN CRORES OF RUPEES)

Sl. No.	STATES/UTs	TOTAL POLICE EXPENDITURE			TOTAL POLICE TRAINING EXPENDITURE			COL. (7) AS PERCENTAGE OF COL. (4)
		2018 - 2019 (REVISED)	2019 - 2020 (TENTATIVE)	INCREASE/ DECREASE	2018 - 2019 (REVISED)	2019 - 2020 (TENTATIVE)	INCREASE/ DECREASE	
(1)	(2)	(3)	(4)	(5)	(6)	(7)	(8)	(9)
1	Andhra Pradesh	4,775.41	4,792.19	16.78	50.52	43.80	-6.72	0.91%
2	Arunachal Pradesh #	NP	NP	-	17.17	19.50	2.33	-
3	Assam	3,739.36	23.46	-3,715.90	18.41	0.11	-18.30	0.47%
4	Bihar	6,607.41	6,625.86	18.45	44.08	144.64	100.56	2.18%
5	Chhattisgarh	3,576.81	3,429.69	-147.12	40.49	37.06	-3.43	1.08%
6	Goa	505.93	514.39	8.46	1.83	1.77	-0.06	0.34%
7	Gujarat	4,842.06	4,732.97	-109.09	46.71	43.99	-2.72	0.93%
8	Haryana	4,133.05	4,417.00	283.95	37.07	43.40	6.33	0.98%
9	Himachal Pradesh	1,081.29	1,364.07	282.78	0.56	0.90	0.34	0.07%
10	Jharkhand	4,104.99	4,975.42	870.43	52.95	58.86	5.91	1.18%
11	Karnataka	5,456.53	4,102.06	-1,354.47	63.85	45.96	-17.89	1.12%
12	Kerala	3,463.80	3,612.83	149.03	0.02	0.00	-0.02	0.00%
13	Madhya Pradesh	6,294.55	6,168.99	-125.56	152.87	154.51	1.64	2.50%
14	Maharashtra	12,048.38	15,903.13	3,854.75	116.54	154.76	38.22	0.97%
15	Manipur	1,376.37	1,107.26	-269.11	24.20	20.12	-4.08	1.82%
16	Meghalaya	885.59	763.18	-122.41	5.70	4.53	-1.17	0.59%
17	Mizoram	631.64	631.64	-	26.11	26.11	0	4.13%
18	Nagaland	1,446.36	1,395.39	-50.97	34.60	35.46	0.86	2.54%
19	Odisha	3,109.81	3,310.45	200.63	40.34	43.06	2.72	1.30%
20	Punjab	5,669.81	4,340.02	-1,329.79	64.65	68.22	3.57	1.57%
21	Rajasthan	6,362.45	6,245.87	-116.58	102.83	121.06	18.23	1.94%
22	Sikkim	373.56	495.74	122.18	3.58	4.90	1.32	0.99%
23	Tamil Nadu	6,195.71	7,864.99	1,669.28	63.75	0.02	-63.73	0.00%
24	Telangana	5,171.83	4,199.32	-972.51	47.78	36.48	-11.30	0.87%
25	Tripura	1,245.61	1,289.62	44.01	14.19	12.61	-1.58	0.98%
26	Uttar Pradesh	17,650.05	21,230.22	3,580.17	158.53	101.00	-57.53	0.48%
27	Uttarakhand	1,658.47	1,449.77	-208.70	1.86	10.36	8.50	0.71%
28	West Bengal	6,149.11	7,197.58	1,048.47	20.56	9.61	-10.95	0.13%
29	A & N Islands	370.71	320.46	-50.25	3.33	2.98	-0.35	0.93%
30	Chandigarh	450.48	438.58	-11.90	1.10	1.52	0.42	0.35%
31	D & N Haveli	27.88	29.89	2.01	0.02	0	-0.02	0.00%
32	Daman & Diu	28.82	36.36	7.54	0	0	0	0.00%
33	Delhi	7,850.09	8,828.85	978.76	330.84	203.92	-126.92	2.31%
34	Jammu and Kashmir	6,719.17	6,606.58	-112.59	0.47	115.63	115.16	1.75%
35	Ladakh *	0	61.56	61.56	0	0	0	0.00%
36	Lakshadweep	37.98	36.95	-1.03	0	0	0	0.00%
37	Puducherry	220.83	251.98	31.15	0	0	0	0.00%
	TOTAL	1,34,261.90	1,38,794.32	4,532.41	1,587.50	1,566.85	-20.65	1.13%

"Percentage of Expenditure on Police Training" for Arunachal Pradesh could not be calculated, since the "Total Expenditure on Police for the 2019-20 (Tentative)" is not provided of by Arunachal Pradesh Police. However, last year Expenditure on Police Training was 1.88%

* 61.56 (from November 2019 to 31st March 2020) after creation of UT Ladakh



TABLE 4.1.4(A) -- MODERNIZATION GRANT BY CENTRAL & STATE GOVT TO THE POLICE & UTILIZATION IN THE FINANCIAL YEAR 2018 - 2019 (REVISED) (FIGURES IN CRORES OF RUPEES)

SI. No.	STATES/UTs	MODERNIZATION GRANT FROM CENTRAL GOVT	MODERNIZATION GRANT FROM STATE GOVT	COMBINED GRANT (CENTRAL+STATE)	COMBINED (CENTRAL + STATE) EXPENDITURE ON MODERNIZATION BY STATE POLICE
(1)	(2)	(3)	(4)	(5)	(6)
1	Andhra Pradesh	50.81	33.77	84.58	39.79
2	Arunachal Pradesh	2.77	0.00	2.77	0.00
3	Assam	61.67	23.20	84.87	28.43
4	Bihar	13.18	6.00	19.18	12.39
5	Chhattisgarh	8.56	8.88	17.44	11.31
6	Goa	0.21	4.00	4.21	0.80
7	Gujarat	40.82	44.85	85.67	51.36
8	Haryana	10.61	8.34	18.95	7.74
9	Himachal Pradesh	14.09	0.92	15.01	8.82
10	Jharkhand	21.74	189.28	211.02	177.42
11	Karnataka	33.54	32.81	66.35	26.72
12	Kerala	16.68	11.12	27.80	19.51
13	Madhya Pradesh	27.81	41.76	69.50	0.61
14	Maharashtra	36.34	24.86	61.20	9.03
15	Manipur	16.58	0.90	17.48	4.97
16	Meghalaya	3.59	0.39	3.98	1.77
17	Mizoram	12.68	1.43	14.11	7.12
18	Nagaland	16.69	1.11	17.80	17.80
19	Odisha	35.10	23.40	58.50	14.89
20	Punjab	10.43	7.71	18.14	20.38
21	Rajasthan	62.59	41.73	104.32	61.92
22	Sikkim	0.00	0.00	0.00	0.00
23	Tamil Nadu	68.87	45.92	114.79	13.34
24	Telangana	55.45	481.70	537.15	94.02
25	Tripura	5.56	0.62	6.18	10.20
26	Uttar Pradesh	118.67	79.11	197.79	104.00
27	Uttarakhand	3.50	0.91	4.41	3.86
28	West Bengal	22.74	14.61	37.35	40.38
29	A & N Islands	0.00	0.00	0.00	0.28
30	Chandigarh	0.00	0.00	0.00	0.00
31	D & N Haveli	0.00	0.00	0.00	0.00
32	Daman & Diu	0.00	0.00	0.00	0.00
33	Delhi	0.00	0.00	0.00	0.00
34	Jammu and Kashmir	24.57	0.00	24.57	8.19
35	Ladakh @		0.00	0.00	0.00
36	Lakshadweep	0.00	1.50	1.50	1.00
37	Puducherry	10.58	0.00	10.58	4.17
TOTAL		806.43	1,130.84	1,937.27	802.22

@ Budget Head from J&K STATE.

TABLE 4.1.4(B) -- MODERNIZATION GRANT BY CENTRAL & STATE GOVT TO POLICE & UTILIZATION IN THE FINANCIAL YEAR 2019 - 2020 (TENTATIVE) (FIGURES IN CRORES OF RUPEES)

Sl. No.	STATES/UTs	MODERNIZATION GRANT FROM CENTRAL GOVT	MODERNIZATION GRANT FROM STATE GOVT	COMBINED GRANT (CENTRAL + STATE)	COMBINED (CENTRAL + STATE) EXPENDITURE ON MODERNIZATION BY STATE POLICE
(1)	(2)	(3)	(4)	(5)	(6)
1	Andhra Pradesh	18.34	12.22	30.56	0.00
2	Arunachal Pradesh	0	0	0	0.00
3	Assam	0.66	0.28	0.94	0.12
4	Bihar	9.42	6.28	15.7	4.42
5	Chhattisgarh	7.29	4.86	12.15	0.00
6	Goa	0	3.25	3.25	0.87
7	Gujarat	29.86	34.25	64.11	17.20
8	Haryana	8.61	7.65	16.26	NA
9	Himachal Pradesh	9.72	0.77	10.49	5.75
10	Jharkhand	31.56	334.8	366.36	316.81
11	Karnataka	14.76	11.77	26.53	5.21
12	Kerala	16.11	10.74	26.85	15.66
13	Madhya Pradesh	14.45	9.63	24.08	0.00
14	Maharashtra	25.96	31.97	57.93	19.34
15	Manipur	9	0.9	9.9	0.00
16	Meghalaya	0.69	0.08	0.77	0.00
17	Mizoram	5.16	0.57	5.73	5.73
18	Nagaland	10.74	1.19	11.93	11.93
19	Odisha	42.45	28.3	70.75	6.81
20	Punjab	16.42	10.95	27.37	0.00
21	Rajasthan	66.08	43.65	109.73	74.92
22	Sikkim	6.82	0	6.82	2.48
23	Tamil Nadu	26.66	17.42	44.08	10.93
24	Telangana	60.15	136.15	196.3	98.99
25	Tripura	4.97	0	4.97	0.12
26	Uttar Pradesh	62.75	41.83	104.58	15.15
27	Uttarakhand	12.19	1.2	13.39	2.92
28	West Bengal	28.9	0	28.9	37.29
29	A & N Islands	0	0	0	0.07
30	Chandigarh	0	0	0	0.00
31	D & N Haveli	0	0	0	0.00
32	Daman & Diu	0	0	0	0.00
33	Delhi	0	0	0	0.00
34	Jammu and Kashmir	163.81	17.5	181.31	44.85
35	Ladakh @		0	0	0.00
36	Lakshadweep	0	0.85	0.85	0.80
37	Puducherry	4.54	0	4.54	0.48
TOTAL		708.07	769.06	1,477.13	698.85

@ Budget Head from J&K STATE.



TABLE 4.1.5 -- BUDGET & EXPENDITURE OF CAPFs FOR THE FINANCIAL YEAR 2018 - 2019 (REVISED) & FINANCIAL YEAR 2019 - 2020 (TENTATIVE) (FIGURES IN CRORES OF RUPEES)

Sl. No.	CENTRAL ARMED POLICE FORCE & SPECIALISED FORCE	FINANCIAL YEAR 2018 - 2019		FINANCIAL YEAR 2019 - 2020	
		(REVISED)		(TENTATIVE)	
		TOTAL BUDGET	TOTAL EXPENDITURE	TOTAL BUDGET	TOTAL EXPENDITURE
(1)	(2)	(3)	(4)	(5)	(6)
1	Assam Rifles	5,969.11	5,966.49	6,050.60	4,708.29
2	Border Security Force	19,611.74	19,554.06	21,150.01	21,093.18
3	Central Industrial Security Force	9,442.78	9,440.04	10,749.19	9,659.52
4	Central Reserve Police Force	23,202.05	23,162.33	26,604.04	26,182.11
5	Indo-Tibetan Border Police	6,247.48	6,246.52	7,208.79	6,235.64
6	National Disaster Response Force	1,100.95	1,097.63	1,131.43	940.92
7	National Security Guards	1,156.57	1,139.11	1,176.87	1,070.35
8	Railway Protection Force	4,463.11	4,799.96	4,128.12	4,516.72
9	Sashastra Seema Bal	6,125.60	6,091.82	6,922.37	6,606.02
TOTAL		77,319.39	77,497.96	85,121.42	81,012.75

TABLE 5.1.1 -- NUMBER OF POLICE ZONES, RANGES, DISTRICTS, SUB-DIVISIONS, CIRCLES AND SANCTIONED POLICE STATIONS

AS ON 01.01.2020

SI. No.	STATES/UTs	POLICE ZONES	POLICE RANGES	POLICE DISTRICTS	POLICE SUB-DIVISIONS	POLICE CIRCLES	SANCTIONED POLICE STATIONS
(1)	(2)	(3)	(4)	(5)	(6)	(7)	(8)
1	Andhra Pradesh	0	5	20	98	209	1,021
2	Arunachal Pradesh	1	3	26	29	30	132
3	Assam	0	8	33	23	48	344
4	Bihar	1	15	44	113	211	1,076
5	Chhattisgarh	5	3	28	87	0	467
6	Goa	0	0	0	8	0	43
7	Gujarat	0	9	40	98	85	727
8	Haryana	0	5	24	72	0	382
9	Himachal Pradesh	0	3	13	34	0	148
10	Jharkhand	4	7	24	60	122	548
11	Karnataka	0	7	30	143	226	1,051
12	Kerala	2	4	20	66	0	547
13	Madhya Pradesh	11	15	52	238	0	1,117
14	Maharashtra	36	8	37	386	0	1,163
15	Manipur	3	4	16	26	NA	113
16	Meghalaya	0	2	11	10	17	74
17	Mizoram	0	2	11	17	0	42
18	Nagaland	0	4	11	21	9	86
19	Odisha	0	8	36	114	0	621
20	Punjab	0	7	24	96	0	430
21	Rajasthan	11	7	43	0	229	893
22	Sikkim	0	1	4	11	0	29
23	Tamil Nadu	4	12	33	248	293	1,990
24	Telangana	2	4	28	123	357	838
25	Tripura	0	2	8	27	0	84
26	Uttar Pradesh	8	18	75	NA	412	1,656
27	Uttarakhand	NA	2	13	0	35	159
28	West Bengal	4	10	47	49	97	633
29	A & N Islands	0	0	3	7	0	24
30	Chandigarh	1	1	1	3	0	17
31	D & N Haveli	0	0	2	2	0	6
32	Daman & Diu	@	@	@	@	@	@
33	Delhi	0	6	15	71	0	182
34	Jammu and Kashmir	2	7	23	67	0	235
35	Ladakh	0	0	2	0	0	7
36	Lakshadweep	0	0	1	0	0	16
37	Puducherry	0	0	2	8	12	54
TOTAL		95	189	800	2,355	2,392	16,955

@ Data of Daman & Diu is included police station of D & N Haveli, as Combined data has been provided by both the UTs.



CHAPTER 5 - POLICE INFRASTRUCTURE

TABLE 5.1.2 -- NUMBER OF SANCTIONED (S) AND ACTUAL (A) POLICE STATIONS (RURAL, URBAN & SPECIAL PURPOSE POLICE STATIONS) IN STATES/UTs

AS ON 01.01.2020

Sl. No.	STATES/UTs	RURAL POLICE STATIONS		URBAN POLICE STATIONS		SPECIAL PURPOSE POLICE STATIONS		TOTAL POLICE STATIONS	
		S	A	S	A	S	A	S	A
(1)	(2)	(3)	(4)	(5)	(6)	(7)	(8)	(9)	(10)
1	Andhra Pradesh	696	696	222	222	103	103	1,021	1,021
2	Arunachal Pradesh	67	46	43	42	22	3	132	91
3	Assam	178	178	147	147	19	19	344	344
4	Bihar	765	735	171	159	140	135	1,076	1,029
5	Chhattisgarh	350	338	79	78	38	37	467	453
6	Goa	20	20	8	8	15	15	43	43
7	Gujarat	471	457	109	107	147	147	727	711
8	Haryana	158	158	134	134	90	90	382	382
9	Himachal Pradesh	74	74	47	47	27	27	148	148
10	Jharkhand	332	332	96	96	120	120	548	548
11	Karnataka	539	539	290	290	222	222	1,051	1,051
12	Kerala	381	381	101	101	65	65	547	547
13	Madhya Pradesh	469	469	503	503	145	145	1,117	1,117
14	Maharashtra	773	773	264	264	126	126	1,163	1,163
15	Manipur	79	54	17	17	17	13	113	84
16	Meghalaya	46	46	13	13	15	15	74	74
17	Mizoram	24	24	14	14	4	4	42	42
18	Nagaland	53	53	19	19	14	14	86	86
19	Odisha	357	357	174	174	90	90	621	621
20	Punjab	254	254	128	128	48	48	430	430
21	Rajasthan	483	483	337	337	73	73	893	893
22	Sikkim	21	21	6	6	2	2	29	29
23	Tamil Nadu	1,150	1,150	351	351	489	489	1,990	1,990
24	Telangana	396	396	350	350	92	92	838	838
25	Tripura	46	46	36	36	2	0	84	82
26	Uttar Pradesh	995	995	519	519	142	142	1,656	1,656
27	Uttarakhand	102	102	50	50	7	7	159	159
28	West Bengal	248	248	243	243	142	142	633	633
29	A & N Islands	0	0	0	0	24	24	24	24
30	Chandigarh	0	0	17	17	0	0	17	17
31	D & N Haveli	0	0	2	2	4	4	6	6
32	Daman & Diu	@	@	@	@	@	@		
33	Delhi	0	0	163	180	19	29	182	209
34	Jammu and Kashmir	154	154	51	51	30	30	235	235
35	Ladakh	4	4	2	2	1	1	7	7
36	Lakshadweep	9	9	0	0	7	7	16	16
37	Puducherry	11	11	19	19	24	24	54	54
TOTAL		9,705	9,603	4,725	4,726	2,525	2,504	16,955	16,833

@ Data of Daman & Diu is included in D & N Haveli as Combined data provided by both the UTs

TABLE 5.1.3 -- NUMBER OF SANCTIONED (S) AND ACTUAL (A) POLICE OUTPOSTS (RURAL, URBAN & RAILWAY) IN STATES/UTs

AS ON 01.01.2020

Sl. No.	STATES/UTs	RURAL POLICE OUTPOSTS		URBAN POLICE OUTPOSTS		RAILWAY POLICE OUTPOSTS		ANY OTHER OUTPOSTS		TOTAL POLICE OUTPOSTS	
		S	A	S	A	S	A	S	A	S	A
(1)	(2)	(3)	(4)	(5)	(6)	(7)	(8)	(9)	(10)	(11)	(12)
1	Andhra Pradesh	14	14	0	0	30	30	0	0	44	44
2	Arunachal Pradesh	2	19	0	1	0	1	0	0	2	21
3	Assam	134	134	75	75	19	19	0	0	228	228
4	Bihar	216	216	221	221	0	0	0	0	437	437
5	Chhattisgarh	101	94	12	12	2	2	0	0	115	108
6	Goa	35	35	7	7	0	0	0	0	42	42
7	Gujarat	934	927	266	266	57	57	0	0	1,257	1,250
8	Haryana	62	44	17	17	8	8	2	2	89	71
9	Himachal Pradesh	87	115	17	20	3	3	0	0	107	138
10	Jharkhand	67	67	18	18	5	5	0	0	90	90
11	Karnataka	241	241	13	13	25	25	0	0	279	279
12	Kerala	17	15	2	2	0	0	0	0	19	17
13	Madhya Pradesh	252	252	352	352	19	19	0	0	623	623
14	Maharashtra	1,087	1,087	701	701	97	97	0	0	1,885	1,885
15	Manipur	71	28	15	5	6	0	0	0	92	33
16	Meghalaya	25	25	3	3	0	0	0	0	28	28
17	Mizoram	14	14	1	1	0	0	0	0	15	15
18	Nagaland	23	23	0	0	0	0	0	0	23	23
19	Odisha	331	331	124	124	22	22	0	0	477	477
20	Punjab	99	232	22	103	32	34	0	0	153	369
21	Rajasthan	541	541	638	638	36	36	0	0	1,215	1,215
22	Sikkim	29	29	18	18	0	0	0	0	47	47
23	Tamil Nadu	15	15	2	2	10	10	0	0	27	27
24	Telangana	0	0	38	30	17	17	0	0	55	47
25	Tripura	28	28	7	7	0	0	0	0	35	35
26	Uttar Pradesh	350	348	52	50	43	43	NA	NA	445	441
27	Uttarakhand	156	156	75	75	5	5	0	0	236	236
28	West Bengal	205	205	188	188	83	83	64	64	540	540
29	A & N Islands	17	22	0	0	0	0	0	0	17	22
30	Chandigarh	0	0	0	12	0	0	0	0	0	12
31	D & N Haveli	2	2	17	17	0	0	0	0	19	19
32	Daman & Diu	8	8	2	2	0	0	0	0	10	10
33	Delhi	0	0	0	0	0	0	0	0	0	0
34	Jammu and Kashmir	119	160	32	44	20	20	105	107	276	331
35	Ladakh	10	16	1	2	0	0	0	0	11	18
36	Lakshadweep	2	2	0	0	0	0	0	0	2	2
37	Puducherry	6	6	2	2	0	0	0	0	8	8
TOTAL		5,300	5,451	2,938	3,028	539	536	171	173	8,948	9,188



TABLE 5.1.4 -- ACTUAL NUMBER OF SPECIAL PURPOSE POLICE STATIONS IN STATES/UTs

AS ON 01.01.2020

Sl. No.	STATES/UTs	CRIME AGAINST SCs/STs/ WEAKER SECTIONS	CRIME AGAINST WOMAN & CHILDREN	ANTI CORRUPTION/ VIGILANCE POLICE STATION	COASTAL POLICE STATION	CRIME INVESTIGATION DEPARTMENT
(1)	(2)	(3)	(4)	(5)	(6)	(7)
1	Andhra Pradesh	0	0	0	21	1
2	Arunachal Pradesh	0	2	1	0	0
3	Assam	0	0	1	0	1
4	Bihar	40	40	2	0	0
5	Chhattisgarh	27	0	1	0	1
6	Goa	0	1	1	7	1
7	Gujarat	0	39	37	22	6
8	Haryana	0	33	8	0	0
9	Himachal Pradesh	0	11	12	0	1
10	Jharkhand	25	41	0	0	0
11	Karnataka	0	36	0	9	1
12	Kerala	2	13	0	18	1
13	Madhya Pradesh	51	10	1	0	1
14	Maharashtra	0	0	0	44	0
15	Manipur	0	9	1	0	0
16	Meghalaya	0	11	1	0	1
17	Mizoram	0	0	1	0	0
18	Nagaland	0	12	0	0	0
19	Odisha	0	0	0	18	1
20	Punjab	0	8	8	0	0
21	Rajasthan	0	41	0	0	0
22	Sikkim	0	0	1	0	1
23	Tamil Nadu	0	0	40	42	29
24	Telangana	0	16	0	0	1
25	Tripura	0	0	0	0	0
26	Uttar Pradesh	NA	NA	75	NA	NA
27	Uttarakhand	NA	2	0	NA	NA
28	West Bengal	0	49	1	14	0
29	A & N Islands	0	0	1	21	0
30	Chandigarh	0	0	0	0	0
31	D & N Haveli	0	0	1	3	0
32	Daman & Diu	@	@	@	@	@
33	Delhi	0	1	1	0	1
34	Jammu and Kashmir	0	10	4	0	2
35	Ladakh	0	1	0	0	0
36	Lakshadweep	0	0	0	7	0
37	Puducherry	3	3	1	4	1
TOTAL		148	389	200	230	51

@ Data of Daman & Diu is included in D & N Haveli as Combined data provided by both the UTs

TABLE 5.1.4 -- (CONTINUED . . .)

Sl. No.	STATES/UTs	ECONOMIC OFFENCES POLICE STATION / WINGS	CYBER CRIME POLICE STATION	CRIME AGAINST WILD LIFE	NARCOTICS AND DRUG TRAFFICKING
(1)	(2)	(8)	(9)	(10)	(11)
1	Andhra Pradesh	0	1	0	0
2	Arunachal Pradesh	0	0	0	0
3	Assam	1	0	0	0
4	Bihar	1	1	0	0
5	Chhattisgarh	0	1	0	0
6	Goa	1	1	0	1
7	Gujarat	0	4	0	0
8	Haryana	0	2	0	0
9	Himachal Pradesh	0	1	0	0
10	Jharkhand	0	7	0	0
11	Karnataka	0	51	0	0
12	Kerala	0	4	0	0
13	Madhya Pradesh	0	1	0	1
14	Maharashtra	0	43	0	0
15	Manipur	1	1	0	1
16	Meghalaya	1	1	0	0
17	Mizoram	0	1	0	1
18	Nagaland	0	1	0	1
19	Odisha	1	4	0	0
20	Punjab	0	2	0	0
21	Rajasthan	1	2	0	0
22	Sikkim	0	0	0	0
23	Tamil Nadu	49	0	0	15
24	Telangana	0	3	0	0
25	Tripura	0	0	0	0
26	Uttar Pradesh	NA	2	NA	NA
27	Uttarakhand	NA	1	NA	NA
28	West Bengal	0	31	0	0
29	A & N Islands	0	0	0	0
30	Chandigarh	0	0	0	0
31	D & N Haveli	0	0	0	0
32	Daman & Diu	@	@	@	@
33	Delhi	1	0	0	0
34	Jammu and Kashmir	0	2	0	0
35	Ladakh	0	0	0	0
36	Lakshadweep	0	0	0	0
37	Puducherry	1	1	0	0
TOTAL		58	169	0	20

@ Data of Daman & Diu is included in D & N Haveli as Combined data provided by both the UTs


TABLE 5.1.4 -- (CONTINUED . . .)

SI. No.	STATES/UTs	RAILWAY POLICE STATION	TRAFFIC POLICE STATION	TOURIST POLICE STATION	ANY OTHER	TOTAL NO. OF SPECIAL PURPOSE POLICE STATIONS
(1)	(2)	(12)	(13)	(14)	(15)	(16)
1	Andhra Pradesh	34	46	0	0	103
2	Arunachal Pradesh	0	0	0	0	3
3	Assam	13	0	0	3	19
4	Bihar	41	10	0	0	135
5	Chhattisgarh	5	0	0	2	37
6	Goa	2	0	0	0	15
7	Gujarat	24	14	0	1	147
8	Haryana	16	24	0	7	90
9	Himachal Pradesh	2	0	0	0	27
10	Jharkhand	23	13	2	9	120
11	Karnataka	18	107	0	0	222
12	Kerala	13	12	0	2	65
13	Madhya Pradesh	28	51	0	1	145
14	Maharashtra	39	0	0	0	126
15	Manipur	0	0	0	0	13
16	Meghalaya	0	0	0	0	15
17	Mizoram	0	0	0	1	4
18	Nagaland	0	0	0	0	14
19	Odisha	15	9	0	42	90
20	Punjab	11	0	0	19	48
21	Rajasthan	25	1	2	1	73
22	Sikkim	0	0	0	0	2
23	Tamil Nadu	47	238	0	29	489
24	Telangana	12	59	0	1	92
25	Tripura	0	0	0	0	-
26	Uttar Pradesh	65	NA	NA	NA	142
27	Uttarakhand	4	NA	NA	NA	7
28	West Bengal	46	0	0	1	142
29	A & N Islands	0	0	0	2	24
30	Chandigarh	0	0	0	0	-
31	D & N Haveli	0	0	0	0	4
32	Daman & Diu	@	@	@	@	@
33	Delhi	23	0	0	2	29
34	Jammu and Kashmir	11	0	1	0	30
35	Ladakh	0	0	0	0	1
36	Lakshadweep	0	0	0	0	7
37	Puducherry	0	7	0	3	24
TOTAL		517	591	5	126	2,504

@ Data of Daman & Diu is included in D & N Haveli as Combined data provided by both the UTs

TABLE 5.1.5 -- POLICE COMMISSIONERATE SYSTEM IN INDIA

AS ON 01.01.2020

Sl. No.	STATES/UTs	NUMBER OF CITIES HAVING POLICE COMMISSIONERATE SYSTEM	NAME OF CITIES			
(1)	(2)	(3)	(4)			
1	Andhra Pradesh	2	Vishakhapatnam	Vijaywada	-	-
2	Arunachal Pradesh	0	-	-	-	-
3	Assam	1	Guwahati	-	-	-
4	Bihar	0	-	-	-	-
5	Chhattisgarh	0	-	-	-	-
6	Goa	0	-	-	-	-
7	Gujarat	4	Ahmedabad	Vadodara	Rajkot	Surat
8	Haryana	3	Gurugram	Faridabad	Panchkula	-
9	Himachal Pradesh	0	-	-	-	-
10	Jharkhand	0	-	-	-	-
11	Karnataka	6	Bengaluru	Belagavi	Hubbali -Dharwad	Mangalore
			Kalaburagi	Mysore	-	-
			-	-	-	-
12	Kerala	5	Thiruvananthapuram	Kollam	Thrissure	Eranakulam
			Kozhikkode	-	-	-
			-	-	-	-
13	Madhya Pradesh	0	-	-	-	-
14	Maharashtra	11	Amravati	Aurangabad	Mumbai	Nagpur
			Nashik	Navi Mumbai	Pune	Railway Mumbai
			Solapur	Thane	Nashik	-
15	Manipur	0	-	-	-	-
16	Meghalaya	0	-	-	-	-
17	Mizoram	0	-	-	-	-
18	Nagaland	1	Dimapur	-	-	-
19	Odisha	1	Twin City Bbsr Ctc	-	-	-
20	Punjab	3	Amritsar	Jalandhar	Ludhiana	-
21	Rajasthan	2	Jaipur	Jodhpur	-	-
22	Sikkim	0	-	-	-	-
23	Tamil Nadu	7	Chennai	Coimbatore	Madurai	Salem
			Tirunelveli	Trichy	Tiruppur	-
			-	-	-	-
24	Telangana	9	Cyberabad	Hyderabad	Karimnagar	Nizamabad
			Khammam	Rachakonda	Ramagundam	Siddipet
			Warangal	-	-	-
25	Tripura	0	-	-	-	-
26	Uttar Pradesh	0	-	-	-	-
27	Uttarakhand	0	-	-	-	-
28	West Bengal	7	Asansol-Durgapur	Barrackpur	Bidhannagar	Chandan Nagar
			Howrah	Kolkata	Siliguri	-
			-	-	-	-
29	A & N Islands	0	-	-	-	-
30	Chandigarh	0	-	-	-	-
31	D & N Haveli	0	-	-	-	-
32	Daman & Diu	0	-	-	-	-
33	Delhi	1	Delhi	-	-	-
34	Jammu and Kashmir	0	-	-	-	-
35	Ladakh	0	-	-	-	-
36	Lakshadweep	0	-	-	-	-
37	Puducherry	0	-	-	-	-
	TOTAL	63				



TABLE 5.1.5 (A) -- SANCTIONED (S) STRENGTH OF CIVIL POLICE IN METRO CITIES HAVING POLICE COMMISSIONERATE SYSTEM

AS ON 01.01.2020

Sl. No.	STATES/UTs	No.	NAMES OF CITIES	DGP	ADGP	IGP	DIGP	SP	ADDL SP
(1)	(2)	(3)	(4)	(5)	(6)	(7)	(8)	(9)	(10)
1	Andhra Pradesh	2	Vishakhapatnam	-	1	1	1	5	6
			Vijaywada	-	-	1	1	3	4
2	Assam	1	Guwahati	-	-	-	1	9	11
3	Gujarat	4	Ahmedabad	1	1	5	1	14	-
			Vadodara	-	-	2	-	7	-
			Rajkot	-	1	2	-	2	-
4	Haryana	3	Surat	-	-	1	1	8	-
			Gurugram	-	-	1	1	7	1
			Faridabad	-	-	1	1	7	-
5	Karnataka	6	Panchkula	-	-	1	-	3	-
			Bengaluru	-	1	3	2	19	-
			Belagavi	-	-	-	1	-	2
			Hubbali -Dharwad	-	-	-	1	2	-
			Mangalore	-	-	-	1	-	2
			Kalaburagi	-	-	-	1	2	-
6	Kerala	5	Mysore	-	-	-	1	2	-
			Thiruvananthapuram	-	-	1	1	2	1
			Kollam	-	-	-	-	1	1
			Thrissure	-	-	-	-	1	1
			Eranakulam	-	-	1	1	2	1
7	Maharashtra	11	Kozhikkode	-	-	-	-	1	1
			Amravati	-	-	-	1	3	-
			Aurangabad	-	-	1	-	3	-
			Mumbai	1	-	5	12	40	-
			Nagpur	-	1	1	3	10	-
			Nashik	-	-	1	-	4	-
			Navi Mumbai	-	1	1	-	6	-
			Pune	-	1	1	4	10	-
			Railway Mumbai	-	1	-	-	6	-
			Solapur	-	-	-	1	3	-
8	Nagaland	1	Thane	-	1	1	4	11	-
			Nashik	-	1	-	1	3	-
9	Odisha	1	Dimapur	-	-	-	1	3	1
10	Punjab	3	Twin City Bbsr Ctc	-	1	1	1	3	11
			Amritsar	-	-	1	-	2	7
			Jalandhar	-	-	1	-	7	-
11	Rajasthan	2	Ludhiana	-	-	1	-	9	-
			Jaipur	-	-	1	2	8	28
12	Tamil Nadu	7	Jodhpur	-	-	1	-	3	9
			Chennai	-	1	5	9	29	12
			Coimbatore	-	-	1	-	4	1
			Madurai	-	1	-	-	4	1
			Salem	-	-	1	-	2	1
			Tirunelveli	-	-	1	-	2	1
			Trichy	-	-	1	-	2	1
13	Telangana	9	Tiruppur	-	-	1	-	2	-
			Cyberabad	-	-	1	1	6	7
			Hyderabad	-	1	3	4	11	16
			Karimnagar	-	-	-	1	-	2
			Nizamabad	-	-	-	-	1	3
			Khammam	-	-	-	-	1	2
			Rachakonda	-	-	1	1	6	6
			Ramagundam	-	-	-	1	2	4
			Siddipet	-	-	-	-	1	2
14	West Bengal	7	Warangal	-	-	-	1	4	3
			Asansol-Durgapur	-	-	-	1	4	6
			Barrackpur	-	-	1	-	5	3
			Bidhannagar	-	-	1	-	4	2
			Chandan Nagar	-	-	1	-	1	3
			Howrah	-	-	-	1	5	1
			Kolkata	-	3	6	10	27	-
15	Delhi	1	Siliguri	-	-	1	1	4	4
			Delhi	1	10	20	20	52	38
TOTAL		63		3	27	82	97	410	206

TABLE 5.1.5 (A) -- (CONTINUED . . .)

Sl. No.	STATES/UTs	No.	NAMES OF CITIES	ASP/DY.SP	INSPECTOR	S.I.	A.S.I.	HEAD CONSTABLE	CONSTABLE	OTHERS IF ANY	TOTAL
(1)	(2)	(3)	(4)	(11)	(12)	(13)	(14)	(15)	(16)	(17)	(18)
1	Andhra Pradesh	2	Vishakhapatnam	24	52	173	154	505	1,523	-	2,445
			Vijaywada	15	52	167	155	449	1,389	-	2,236
2	Assam	1	Guwahati	20	24	218	166	208	1,824	57	2,538
3	Gujarat	4	Ahmedabad	31	137	762	1,269	2,296	8,260	-	12,777
			Vadodara	15	43	270	416	745	2,114	-	3,612
			Rajkot	9	27	110	162	276	877	-	1,466
			Surat	18	63	311	607	1,047	3,613	-	5,669
4	Haryana	3	Gurugram	24	113	362	770	1,514	5,424	-	8,217
			Faridabad	17	72	353	671	1,478	4,819	-	7,419
			Panchkula	5	21	70	121	181	851	-	1,253
5	Karnataka	6	Bengaluru	49	216	1,229	1,618	4,938	10,157	-	18,232
			Belagavi	5	20	43	114	320	695	-	1,200
			Hubbali -Dharwad	5	29	49	190	462	958	-	1,696
			Mangalore	5	25	66	138	396	869	-	1,502
			Kalaburagi	5	17	30	81	223	560	-	919
			Mysore	5	32	74	201	603	1,198	-	2,116
6	Kerala	5	Thiruvananthapuram	19	38	173	152	578	2,419	624	4,008
			Kollam	9	22	91	75	304	969	277	1,749
			Thrissure	9	27	94	73	333	1,424	285	2,247
			Eranakulam	14	35	150	108	493	2,092	367	3,264
			Kozhikkode	12	24	117	71	354	1,481	327	2,388
7	Maharashtra	11	Amravati	7	59	83	180	857	852	-	2,042
			Aurangabad	8	76	116	372	1,313	1,819	-	3,708
			Mumbai	129	2,090	3,257	3,197	15,567	22,150	-	46,448
			Nagpur	19	310	345	660	3,531	3,621	-	8,501
			Nashik	8	131	118	250	1,314	1,472	-	3,298
			Navi Mumbai	10	280	232	240	2,310	2,082	-	5,162
			Pune	24	385	427	757	3,664	4,025	-	9,298
			Railway Mumbai	9	89	136	352	1,532	1,896	-	4,021
			Solapur	7	72	48	172	950	952	-	2,205
			Thane	27	412	429	762	3,989	4,333	-	9,969
			Nashik	9	119	160	310	1,425	1,652	-	3,680
8	Nagaland	1	Dimapur	4	13	18	36	33	385	-	494
9	Odisha	1	Twin City Bbsr Ctc	29	64	322	337	180	2,890	-	3,839
10	Punjab	3	Amritsar	17	62	140	277	935	3,673	7	5,121
			Jalandhar	15	33	87	177	447	2,714	3	3,484
			Ludhiana	18	55	136	383	1,087	3,443	4	5,136
11	Rajasthan	2	Jaipur	40	151	621	685	2,175	7,820	-	11,531
			Jodhpur	19	58	186	263	540	1,956	-	3,035
12	Tamil Nadu	7	Chennai	108	499	2,509	-	2,481	13,697	-	19,350
			Coimbatore	15	46	115	-	197	1,374	-	1,753
			Madurai	18	53	160	-	327	1,876	-	2,440
			Salem	15	46	113	-	1,205	1,371	-	2,754
			Tirunelveli	9	21	49	-	77	550	-	710
			Trichy	13	34	72	-	204	1,134	-	1,461
			Tiruppur	11	23	69	-	164	895	-	1,165
13	Telangana	9	Cyberabad	21	90	303	218	581	2,814	-	4,042
			Hyderabad	45	260	783	500	1,431	6,230	-	9,284
			Karimnagar	9	24	57	52	135	659	-	939
			Nizamabad	9	25	85	84	206	981	-	1,394
			Khammam	10	25	79	79	175	861	-	1,232
			Rachakonda	22	98	320	246	619	3,059	-	4,378
			Ramagundam	10	39	108	118	263	1,324	-	1,869
			Siddipet	7	24	60	67	147	732	-	1,040
			Warangal	17	55	173	156	374	1,774	-	2,557
14	West Bengal	7	Asansol-Durgapur	15	41	312	361	-	2,480	-	3,220
			Barrackpur	12	45	315	430	-	2,725	-	3,536
			Bidhannagar	11	41	243	302	-	2,024	-	2,628
			Chandan Nagar	10	30	191	281	-	1,623	-	2,140
			Howrah	9	36	232	371	-	2,670	-	3,325
			Kolkata	122	555	3,584	3,010	-	15,533	1,971	24,821
			Siliguri	12	33	242	319	-	2,080	-	2,696
15	Delhi	1	Delhi	304	1,358	7,456	6,808	21,232	43,191	1,706	82,196
TOTAL		63		1,548	9,049	29,403	30,124	89,370	2,32,908	5,628	3,98,855



TABLE 5.1.5 (B) -- SANCTIONED (S) STRENGTH OF DISTRICT ARMED RESERVE (DAR) POLICE IN METRO CITIES HAVING POLICE COMMISSIONERATE SYSTEM

AS ON 01.01.2020

Sl. No.	STATES/UTs	No.	NAMES OF CITIES	DGP	ADGP	IGP	DIGP	SP	ADDL SP
(1)	(2)	(3)	(4)	(5)	(6)	(7)	(8)	(9)	(10)
1	Andhra Pradesh	2	Vishakhapatnam	-	-	-	-	2	1
			Vijaywada	-	-	-	-	1	1
2	Assam	1	Guwahati	-	-	-	-	-	-
3	Gujarat	4	Ahmedabad	-	-	-	-	1	-
			Vadodara	-	-	-	1	2	-
			Rajkot	-	-	1	-	1	-
			Surat	-	-	-	-	1	-
4	Haryana	3	Gurugram	-	-	-	-	-	-
			Faridabad	-	-	-	-	-	-
			Panchkula	-	-	-	-	-	-
5	Karnataka	6	Bengaluru	-	-	-	1	4	-
			Belagavi	-	-	-	-	-	1
			Hubballi -Dharwad	-	-	-	-	-	-
			Mangalore	-	-	-	-	-	1
			Kalaburagi	-	-	-	-	-	-
			Mysore	-	-	-	-	1	-
6	Kerala	5	Thiruvananthapuram	-	-	-	-	-	-
			Kollam	-	-	-	-	-	-
			Thrissure	-	-	-	-	-	-
			Eranakulam	-	-	-	-	-	-
			Kozhikkode	-	-	-	-	-	-
7	Maharashtra	11	Amravati	-	-	-	-	-	-
			Aurangabad	-	-	-	-	-	-
			Mumbai	-	-	-	-	-	-
			Nagpur	-	-	-	-	-	-
			Nashik	-	-	-	-	-	-
			Navi Mumbai	-	-	-	-	-	-
			Pune	-	-	-	-	-	-
			Railway Mumbai	-	-	-	-	-	-
			Solapur	-	-	-	-	-	-
			Thane	-	-	-	-	-	-
			Nashik	-	-	-	-	-	-
8	Nagaland	1	Dimapur	-	-	-	-	-	-
9	Odisha	1	Twin City Bbsr Ctc	-	-	-	-	-	-
10	Punjab	3	Amritsar	-	-	-	-	-	-
			Jalandhar	-	-	-	-	-	-
			Ludhiana	-	-	-	-	-	-
11	Rajasthan	2	Jaipur	-	-	-	-	-	-
			Jodhpur	-	-	-	-	-	-
12	Tamil Nadu	7	Chennai	-	-	-	-	3	2
			Coimbatore	-	-	-	-	1	1
			Madurai	-	-	-	-	1	-
			Salem	-	-	-	-	-	-
			Tirunelveli	-	-	-	-	-	-
			Trichy	-	-	-	-	-	-
			Tiruppur	-	-	-	-	-	-
13	Telangana	9	Cyberabad	-	-	-	-	1	1
			Hyderabad	-	-	-	-	1	3
			Karimnagar	-	-	-	-	-	1
			Nizamabad	-	-	-	-	-	1
			Khammam	-	-	-	-	-	1
			Rachakonda	-	-	-	-	-	2
			Ramagundam	-	-	-	-	-	1
			Siddipet	-	-	-	-	-	1
			Warangal	-	-	-	-	-	1
14	West Bengal	7	Asansol-Durgapur	-	-	-	-	-	-
			Barrackpur	-	-	-	-	-	-
			Bidhannagar	-	-	-	-	-	-
			Chandan Nagar	-	-	-	-	-	-
			Howrah	-	-	-	-	-	-
			Kolkata	-	-	-	-	-	-
			Siliguri	-	-	-	-	-	-
15	Delhi	1	Delhi	-	-	-	-	2	16
TOTAL		63		0	0	1	2	22	35

TABLE 5.1.5 (B) -- (CONTINUED . . .)

Sl. No.	STATES/UTs	No.	NAMES OF CITIES	ASP/DY.SP	INSPECTOR	S.I.	A.S.I.	HEAD CONSTABLE	CONSTABLE	OTHERS IF ANY	TOTAL
(1)	(2)	(3)	(4)	(11)	(12)	(13)	(14)	(15)	(16)	(17)	(18)
1	Andhra Pradesh	2	Vishakhapatnam	4	11	58	68	299	954	-	1,397
			Vijaywada	2	7	19	60	195	663	-	948
2	Assam	1	Guwahati	-	21	80	6	406	3,126	352	3,991
3	Gujarat	4	Ahmedabad	3	6	24	98	111	932	-	1,175
			Vadodara	6	12	48	193	195	1,764	-	2,221
			Rajkot	3	7	25	107	106	957	-	1,207
			Surat	3	6	22	97	97	870	-	1,096
4	Haryana	3	Gurugram	-	-	-	-	-	-	-	-
			Faridabad	-	-	-	-	-	-	-	-
			Panchkula	-	-	-	-	-	-	-	-
5	Karnataka	6	Bengaluru	17	32	170	528	1,923	4,324	-	6,999
			Belagavi	-	3	9	35	96	217	5	366
			Hubbali -Dharwad	-	-	-	-	-	-	-	-
			Mangalore	1	4	14	50	149	360	-	579
			Kalaburagi	-	-	-	-	-	-	-	-
6	Kerala	5	Mysore	4	6	23	98	277	663	2	1,074
			Thiruvananthapuram	-	-	-	-	-	-	-	-
			Kollam	-	-	-	-	-	-	-	-
			Thrissure	-	-	-	-	-	-	-	-
			Eranakulam	-	-	-	-	-	-	-	-
7	Maharashtra	11	Kozhikkode	-	-	-	-	-	-	-	-
			Amravati	-	-	-	-	-	-	-	-
			Aurangabad	-	-	-	-	-	-	-	-
			Mumbai	-	-	-	-	-	-	-	-
			Nagpur	-	-	-	-	-	-	-	-
			Nashik	-	-	-	-	-	-	-	-
			Navi Mumbai	-	-	-	-	-	-	-	-
			Pune	-	-	-	-	-	-	-	-
			Railway Mumbai	-	-	-	-	-	-	-	-
			Solapur	-	-	-	-	-	-	-	-
8	Nagaland	1	Thane	-	-	-	-	-	-	-	
			Nashik	-	-	-	-	-	-	-	
9	Odisha	1	Twin City Bbsr Ctc	-	4	7	-	177	866	-	1,054
10	Punjab	3	Amritsar	-	-	-	-	-	-	-	-
			Jalandhar	-	-	-	-	-	-	-	-
			Ludhiana	-	-	-	-	-	-	-	-
11	Rajasthan	2	Jaipur	-	-	-	-	-	-	-	-
			Jodhpur	-	-	-	-	-	-	-	-
12	Tamil Nadu	7	Chennai	22	96	472	-	776	5,117	-	6,488
			Coimbatore	3	4	37	-	77	860	-	983
			Madurai	3	14	48	-	99	1,046	28	1,239
			Salem	2	4	16	-	24	317	-	363
			Tirunelveli	1	4	17	-	35	408	31	496
			Trichy	3	6	21	-	51	495	-	576
			Tiruppur	-	4	15	-	25	337	-	381
13	Telangana	9	Cyberabad	3	18	50	113	410	1,799	-	2,395
			Hyderabad	9	28	93	226	668	5,433	-	6,461
			Karimnagar	-	4	12	27	81	343	-	468
			Nizamabad	2	6	12	34	102	442	-	599
			Khammam	2	4	10	31	98	409	-	555
			Rachakonda	4	20	54	123	439	1,942	-	2,584
			Ramagundam	3	6	14	42	126	511	-	703
			Siddipet	-	5	11	32	95	391	-	535
			Warangal	3	9	22	61	184	859	-	1,139
14	West Bengal	7	Asansol-Durgapur	1	12	41	108	-	535	-	697
			Barrackpur	2	9	50	92	-	600	-	753
			Bidhannagar	1	8	44	89	-	450	-	592
			Chandan Nagar	1	8	51	84	-	450	-	594
			Howrah	1	9	51	92	-	550	-	703
			Kolkata	-	-	-	-	-	-	-	-
			Siliguri	1	11	53	84	-	575	-	724
15	Delhi	1	Delhi	44	67	403	261	1,853	6,532	588	9,766
TOTAL		63		154	477	2,107	2,839	9,213	46,373	1,091	62,314



TABLE 5.1.5 (C)-- SANCTIONED (S) STRENGTH OF SPECIAL ARMED POLICE IN METRO CITIES HAVING POLICE COMMISSIONERATE SYSTEM AS ON 01.01.2020

Sl. No.	STATES/UTs	No.	NAMES OF CITIES	DGP	ADGP	IGP	DIGP	SP	ADDL SP
(1)	(2)	(3)	(4)	(5)	(6)	(7)	(8)	(9)	(10)
1	Andhra Pradesh	2	Vishakhapatnam	-	-	-	-	-	-
			Vijaywada	-	-	-	-	-	-
2	Assam	1	Guwahati	-	-	-	-	-	-
3	Gujarat	4	Ahmedabad	-	-	-	-	-	-
			Vadodara	-	-	-	-	-	-
			Rajkot	-	-	-	-	-	-
			Surat	-	-	-	-	-	-
4	Haryana	3	Gurugram	-	-	-	-	-	-
			Faridabad	-	-	-	-	-	-
			Panchkula	-	-	-	-	-	-
5	Karnataka	6	Bengaluru	-	-	-	-	-	-
			Belagavi	-	-	-	-	-	-
			Hubbali -Dharwad	-	-	-	-	1	-
			Mangalore	-	-	-	-	-	-
			Kalaburagi	-	-	-	-	-	-
			Mysore	-	-	-	-	-	-
6	Kerala	5	Thiruvananthapuram	-	-	-	-	-	-
			Kollam	-	-	-	-	-	-
			Thrissure	-	-	-	-	-	-
			Eranakulam	-	-	-	-	-	-
			Kozhikkode	-	-	-	-	-	-
7	Maharashtra	11	Amravati	-	-	-	-	-	-
			Aurangabad	-	-	-	-	-	-
			Mumbai	-	-	-	-	-	-
			Nagpur	-	-	-	-	-	-
			Nashik	-	-	-	-	-	-
			Navi Mumbai	-	-	-	-	-	-
			Pune	-	-	-	-	-	-
			Railway Mumbai	-	-	-	-	-	-
			Solapur	-	-	-	-	-	-
			Thane	-	-	-	-	-	-
			Nashik	-	-	-	-	-	-
8	Nagaland	1	Dimapur	-	-	-	-	-	-
9	Odisha	1	Twin City Bbsr Ctc	-	-	-	-	1	1
10	Punjab	3	Amritsar	-	-	-	-	-	-
			Jalandhar	-	-	-	-	-	-
			Ludhiana	-	-	-	-	-	-
11	Rajasthan	2	Jaipur	-	-	-	-	-	-
			Jodhpur	-	-	-	-	-	-
12	Tamil Nadu	7	Chennai	-	-	-	-	-	-
			Coimbatore	-	-	-	-	-	-
			Madurai	-	-	-	-	-	-
			Salem	-	-	-	-	-	-
			Tirunelveli	-	-	-	-	-	-
			Trichy	-	-	-	-	-	-
			Tiruppur	-	-	-	-	-	-
13	Telangana	9	Cyberabad	-	-	-	-	-	-
			Hyderabad	-	-	-	-	-	-
			Karimnagar	-	-	-	-	-	-
			Nizamabad	-	-	-	-	-	-
			Khammam	-	-	-	-	-	-
			Rachakonda	-	-	-	-	-	-
			Ramagundam	-	-	-	-	-	-
			Siddipet	-	-	-	-	-	-
			Warangal	-	-	-	-	-	-
14	West Bengal	7	Asansol-Durgapur	-	-	-	-	-	-
			Barrackpur	-	-	-	-	-	-
			Bidhannagar	-	-	-	-	-	-
			Chandan Nagar	-	-	-	-	-	-
			Howrah	-	-	-	-	-	-
			Kolkata	-	-	-	1	9	-
			Siliguri	-	-	-	-	-	-
15	Delhi	1	Delhi	-	-	-	-	-	-
	TOTAL	63		0	0	0	1	11	1

TABLE 5.1.5 (C)-- (CONTINUED . . .)

Sl. No.	STATES/UTs	No.	NAMES OF CITIES	ASP/DY.SP	INSPECTOR	S.I.	A.S.I.	HEAD CONSTABLE	CONSTABLE	OTHERS IF ANY	TOTAL
(1)	(2)	(3)	(4)	(11)	(12)	(13)	(14)	(15)	(16)	(17)	(18)
1	Andhra Pradesh	2	Vishakhapatnam	-	-	-	-	-	-	-	-
			Vijaywada	-	-	-	-	-	-	-	-
2	Assam	1	Guwahati	-	1	9	-	62	776	34	882
3	Gujarat	4	Ahmedabad	-	8	35	313	576	2,651	-	3,583
			Vadodara	-	1	20	75	121	571	-	788
			Rajkot	-	1	9	67	103	579	-	759
			Surat	-	1	25	104	180	850	-	1,160
4	Haryana	3	Gurugram	-	-	-	-	-	-	-	-
			Faridabad	-	-	-	-	-	-	-	-
			Panchkula	-	-	-	-	-	-	-	-
5	Karnataka	6	Bengaluru	-	-	-	-	-	-	-	-
			Belagavi	-	-	-	-	-	-	-	-
			Hubbali -Dharwad	-	3	12	59	172	356	-	603
			Mangalore	-	-	-	-	-	-	-	-
			Kalaburagi	1	2	7	25	72	302	5	414
			Mysore	-	-	-	-	-	-	-	-
6	Kerala	5	Thiruvananthapuram	-	-	-	-	-	-	-	-
			Kollam	-	-	-	-	-	-	-	-
			Thrissure	-	-	-	-	-	-	-	-
			Eranakulam	-	-	-	-	-	-	-	-
			Kozhikkode	-	-	-	-	-	-	-	-
7	Maharashtra	11	Amravati	-	3	4	-	-	-	-	7
			Aurangabad	-	3	7	-	-	-	-	10
			Mumbai	-	50	260	-	-	-	-	310
			Nagpur	-	3	12	-	-	-	-	15
			Nashik	-	3	4	-	-	-	-	7
			Navi Mumbai	-	3	39	-	-	-	-	42
			Pune	-	4	10	-	-	-	-	14
			Railway Mumbai	-	1	-	-	-	-	-	1
			Solapur	-	3	-	-	-	-	-	3
			Thane	-	3	11	-	-	-	-	14
			Nashik	-	-	-	-	-	-	-	-
8	Nagaland	1	Dimapur	-	-	-	-	-	-	-	-
9	Odisha	1	Twin City Bbsr Ctc	8	7	30	42	185	852	123	1,249
10	Punjab	3	Amritsar	-	-	-	-	-	-	-	-
			Jalandhar	-	-	-	-	-	-	-	-
			Ludhiana	-	-	-	-	-	-	-	-
11	Rajasthan	2	Jaipur	-	5	23	-	116	565	-	709
			Jodhpur	-	-	8	-	64	406	-	478
12	Tamil Nadu	7	Chennai	-	-	-	-	-	-	-	-
			Coimbatore	-	-	-	-	-	-	-	-
			Madurai	-	-	-	-	-	-	-	-
			Salem	-	-	-	-	-	-	-	-
			Tirunelveli	-	-	-	-	-	-	-	-
			Trichy	-	-	-	-	-	-	-	-
			Tiruppur	-	-	-	-	-	-	-	-
13	Telangana	9	Cyberabad	-	-	-	-	-	-	-	-
			Hyderabad	-	-	-	-	-	-	-	-
			Karimnagar	-	-	-	-	-	-	-	-
			Nizamabad	-	-	-	-	-	-	-	-
			Khammam	-	-	-	-	-	-	-	-
			Rachakonda	-	-	-	-	-	-	-	-
			Ramagundam	-	-	-	-	-	-	-	-
			Siddipet	-	-	-	-	-	-	-	-
			Warangal	-	-	-	-	-	-	-	-
14	West Bengal	7	Asansol-Durgapur	-	-	-	-	-	-	-	-
			Barrackpur	-	-	-	-	-	-	-	-
			Bidhannagar	-	-	-	-	-	-	-	-
			Chandan Nagar	-	-	-	-	-	-	-	-
			Howrah	-	-	-	-	-	-	-	-
			Kolkata	44	111	362	1,615	-	7,223	369	9,734
			Siliguri	-	-	-	-	-	-	-	-
15	Delhi	1	Delhi	-	-	-	-	-	-	-	-
	TOTAL	63		53	216	887	2,300	1,651	15,131	531	20,782



TABLE 5.1.6 -- VEHICLES AVAILABLE WITH STATES/UTs POLICE

AS ON 01.01.2020

Sl. No.	STATES/UTs	AVAILABLE					
		HEAVY DUTY		MEDIUM DUTY		LIGHT DUTY	
		TOTAL	IN POLICE STATIONS	TOTAL	IN POLICE STATIONS	TOTAL	IN POLICE STATIONS
(1)	(2)	(3)	(4)	(5)	(6)	(7)	(8)
1	Andhra Pradesh	56	8	506	10	4,484	1,146
2	Arunachal Pradesh	123	53	177	55	726	139
3	Assam	5	5	60	60	398	332
4	Bihar	358	156	814	148	5,508	2,574
5	Chhattisgarh	544	10	390	11	1,547	326
6	Goa	48	0	46	2	261	93
7	Gujarat	863	5	718	24	4,271	1,170
8	Haryana	232	22	442	90	1,997	1,610
9	Himachal Pradesh	48	6	117	0	352	133
10	Jharkhand	230	70	744	227	2,228	1,200
11	Karnataka	487	4	492	25	5,546	2,686
12	Kerala	474	10	251	5	3,318	1,060
13	Madhya Pradesh	657	34	934	36	3,880	1,023
14	Maharashtra	1,617	62	1,437	432	7,256	2,413
15	Manipur	181	0	262	31	1,249	117
16	Meghalaya	176	14	134	17	617	130
17	Mizoram	42	1	115	0	372	47
18	Nagaland	262	0	281	14	880	84
19	Odisha	286	5	684	12	2,454	833
20	Punjab	195	0	2,968	436	411	-
21	Rajasthan	170	7	472	21	2,654	1,248
22	Sikkim	55	7	85	30	220	20
23	Tamil Nadu	1,109	466	2,121	1512	6,040	4,708
24	Telangana	111	0	745	110	4,403	1,193
25	Tripura	233	4	200	30	809	210
26	Uttar Pradesh	1,442	0	1,114	0	7,247	2,874
27	Uttarakhand	155	1	191	5	711	159
28	West Bengal	668	33	1,194	240	4,367	1,330
29	A & N Islands	88	12	-	0	124	60
30	Chandigarh	28	0	64	12	241	22
31	D & N Haveli	2	0	2	2	27	23
32	Daman & Diu	@	@	@	@	@	@
33	Delhi	238	49	453	246	2,301	582
34	Jammu and Kashmir	742	0	1,263	61	3,940	264
35	Ladakh	22	0	30	1	68	7
36	Lakshadweep	-	0	10	10	46	46
37	Puducherry	9	0	20	5	146	58
TOTAL		11,956	1,044	19,536	3,920	81,099	29,920

@ Data of Daman & Diu is included in D & N Haveli as combined data provided by both the UTs

TABLE 5.1.6 -- (CONTINUED . . .)

Sl. No.	STATES/UTs	AVAILABLE					TOTAL NUMBERS OF VEHICLES	
		THREE WHEELERS		TWO WHEELERS		BOATS / OTHERS	AVAILABLE	IN POLICE STATIONS
		TOTAL	IN POLICE STATIONS	TOTAL	IN POLICE STATIONS	TOTAL		
(1)	(2)	(9)	(10)	(11)	(12)	(13)	(14)	(15)
1	Andhra Pradesh	0	0	4,178	1,477	457	9,681	2,641
2	Arunachal Pradesh	0	0	527	108	-	1,553	355
3	Assam	0	0	758	334	25	1,246	731
4	Bihar	0	0	3,263	1,335	57	10,000	4,213
5	Chhattisgarh	0	0	1,125	1,078	-	3,606	1,425
6	Goa	0	0	358	141	12	725	236
7	Gujarat	0	0	6,204	3,430	30	12,086	4,629
8	Haryana	0	0	1,695	1,527	12	4,378	3,249
9	Himachal Pradesh	0	0	579	266	-	1,096	405
10	Jharkhand	0	0	1,998	801	1	5,201	2,298
11	Karnataka	0	0	6,183	3,980	14	12,722	6,695
12	Kerala	0	0	2,652	1,447	70	6,765	2,522
13	Madhya Pradesh	0	0	6,150	2,802	318	11,939	3,895
14	Maharashtra	0	0	7,346	3,584	336	17,992	6,491
15	Manipur	0	0	314	12	6	2,012	160
16	Meghalaya	0	0	215	85	-	1,142	246
17	Mizoram	0	0	211	26	-	740	74
18	Nagaland	1	1	272	84	-	1,696	183
19	Odisha	34	0	2,397	766	3	5,858	1,616
20	Punjab	0	0	2,172	532	183	5,929	968
21	Rajasthan	1	0	3,833	2,536	270	7,400	3,812
22	Sikkim	0	0	110	30	-	470	87
23	Tamil Nadu	8	0	9,352	7,781	590	19,220	14,467
24	Telangana	1	0	4,749	2,206	-	10,009	3,509
25	Tripura	0	0	721	377	3	1,966	621
26	Uttar Pradesh	0	0	6,428	3,795	-	16,231	6,669
27	Uttarakhand	2	0	714	564	96	1,869	729
28	West Bengal	1	0	7,328	2,555	76	13,634	4,158
29	A & N Islands	0	0	345	155	100	657	227
30	Chandigarh	0	0	430	172	-	763	206
31	D & N Haveli	0	0	40	26	4	75	51
32	Daman & Diu	@	@	@	@	@	-	-
33	Delhi	3	0	3,777	2,068	58	6,830	2,945
34	Jammu and Kashmir	0	0	719	22	-	6,664	347
35	Ladakh	0	0	12	2	-	132	10
36	Lakshadweep	0	0	75	75	6	137	131
37	Puducherry	0	0	305	201	21	501	264
TOTAL		51	1	87,535	46,380	2,748	2,02,925	81,265

@ Data of Daman & Diu is included in D & N Haveli as combined data provided by both the UTs



TABLE 5.1.6 (A) - NUMBER OF SPECIAL VEHICLES AVAILABLE WITH STATES/UTs

AS ON 01.01.2020

SI. No.	STATES/UTs	PCR VEHICLES	MINE PROTECTED VEHICLES	BOMB DISPOSAL VEHICLES	BULLET PROOF VEHICLES
(1)	(2)	(3)	(4)	(5)	(6)
1	Andhra Pradesh	7	7	-	107
2	Arunachal Pradesh	75	1	-	11
3	Assam	-	0	-	140
4	Bihar	-	106	-	131
5	Chhattisgarh	13	45	-	89
6	Goa	50	0	1	0
7	Gujarat	574	0	33	41
8	Haryana	486	3	-	14
9	Himachal Pradesh	1	10	3	2
10	Jharkhand	164	78	-	101
11	Karnataka	129	11	4	21
12	Kerala	-	0	-	7
13	Madhya Pradesh	-	3	34	21
14	Maharashtra	892	46	82	52
15	Manipur	-	0	-	221
16	Meghalaya	3	0	-	30
17	Mizoram	-	0	-	5
18	Nagaland	20	0	7	5
19	Odisha	175	6	1	13
20	Punjab	150	0	-	0
21	Rajasthan	140	0	-	8
22	Sikkim	-	0	-	0
23	Tamil Nadu	7	0	-	21
24	Telangana	845	5	8	117
25	Tripura	-	0	2	3
26	Uttar Pradesh	4,800	6	16	31
27	Uttarakhand	29	0	1	8
28	West Bengal	162	20	1	20
29	A & N Islands	5	0	-	1
30	Chandigarh	101	0	2	7
31	D & N Haveli	7	0	-	0
32	Daman & Diu	@	@	@	@
33	Delhi	944	0	-	60
34	Jammu and Kashmir	80	-	2	1,275
35	Ladakh	-	0	-	2
36	Lakshadweep	-	0	-	0
37	Puducherry	4	0	-	1
TOTAL		9,863	347	197	2,565

@ Data of Daman & Diu is included in D & N Haveli as combined data provided by both the UTs

TABLE 5.1.6 (A) -- (CONTINUED . . .)

Sl. No.	STATES/UTs	ANTI RIOT POLICE VEHICLE /VAJRA	WATER CANNONS	ALL TERRAIN VEHICLES (ATVs)	ANY OTHER	TOTAL NUMBER OF SPECIAL VEHICLES
(1)	(2)	(7)	(8)	(9)	(10)	(11)
1	Andhra Pradesh	29	2	0	305	457
2	Arunachal Pradesh	6	6	0	1	100
3	Assam	22	4	0	0	166
4	Bihar	102	18	0	0	357
5	Chhattisgarh	21	61	0	131	360
6	Goa	-	1	2	0	54
7	Gujarat	110	37	2	252	1,049
8	Haryana	53	22	0	3,800	4,378
9	Himachal Pradesh	1	1	0	0	18
10	Jharkhand	35	34	0	85	497
11	Karnataka	26	4	1	127	323
12	Kerala	13	14	4	3	41
13	Madhya Pradesh	-	-	0	7	65
14	Maharashtra	30	17	0	242	1,361
15	Manipur	4	4	0	2	231
16	Meghalaya	5	5	0	0	43
17	Mizoram	2	-	0	0	7
18	Nagaland	-	2	0	0	34
19	Odisha	12	7	0	0	214
20	Punjab	13	21	0	0	184
21	Rajasthan	69	18	0	0	235
22	Sikkim	-	-	0	0	-
23	Tamil Nadu	62	37	29	421	577
24	Telangana	59	5	0	0	1,039
25	Tripura	3	1	0	2	11
26	Uttar Pradesh	138	5	0	0	4,996
27	Uttarakhand	7	6	2	17	70
28	West Bengal	11	27	11	115	367
29	A & N Islands	2	1	0	9	18
30	Chandigarh	2	2	0	649	763
31	D & N Haveli	-	-	0	1	8
32	Daman & Diu	@	@	@	@	-
33	Delhi	25	10	0	0	1,039
34	Jammu and Kashmir	113	24	6,664	-	8,158
35	Ladakh	6	-	0	1	9
36	Lakshadweep	-	-	0	0	-
37	Puducherry	2	1	0	11	19
TOTAL		983	397	6,715	6,181	27,248

@ Data of Daman & Diu is included in D & N Haveli as combined data provided by both the UTs



TABLE 5.1.7-- TRANSPORT RESOURCES PER 100 POLICE PERSONNEL

AS ON 01.01.2020

Sl. No.	STATES/UTs	TOTAL POLICE STRENGTH (CIVIL + DISTRICT ARMED RESERVE (DAR) + SPL. ARMED + IRB)		TOTAL NUMBERS OF VEHICLES AVAILABLE	TRANSPORT RESOURCES PER 100 POLICEMEN	
		S	A		S	A
(1)	(2)	(3)	(4)	(5)	(6)	(7)
1	Andhra Pradesh	73,894	59,553	9,681	13.10	16.26
2	Arunachal Pradesh	15,283	12,546	1,553	10.16	12.38
3	Assam	86,959	71,608	1,246	1.43	1.74
4	Bihar	1,38,961	91,862	10,000	7.20	10.89
5	Chhattisgarh	75,664	63,839	3,606	4.77	5.65
6	Goa	10,184	7,907	725	7.12	9.17
7	Gujarat	1,11,427	84,078	12,086	10.85	14.37
8	Haryana	69,849	52,088	4,378	6.27	8.41
9	Himachal Pradesh	18,849	17,623	1,096	5.81	6.22
10	Jharkhand	82,277	64,938	5,201	6.32	8.01
11	Karnataka	1,04,599	83,259	12,722	12.16	15.28
12	Kerala	62,571	53,723	6,765	10.81	12.59
13	Madhya Pradesh	1,30,984	99,496	11,939	9.11	12.00
14	Maharashtra	2,43,326	2,14,776	17,992	7.39	8.38
15	Manipur	35,044	29,410	2,012	5.74	6.84
16	Meghalaya	16,499	14,760	1,142	6.92	7.74
17	Mizoram	11,286	8,081	740	6.56	9.16
18	Nagaland	26,738	28,113	1,696	6.34	6.03
19	Odisha	66,161	58,455	5,858	8.85	10.02
20	Punjab	96,297	85,947	5,929	6.16	6.90
21	Rajasthan	1,10,661	95,262	7,400	6.69	7.77
22	Sikkim	6,488	5,678	470	7.24	8.28
23	Tamil Nadu	1,24,950	1,12,745	19,220	15.38	17.05
24	Telangana	78,369	48,877	10,009	12.77	20.48
25	Tripura	29,716	22,791	1,966	6.62	8.63
26	Uttar Pradesh	4,15,315	3,03,450	16,231	3.91	5.35
27	Uttarakhand	22,083	21,106	1,869	8.46	8.86
28	West Bengal	1,53,069	97,775	13,634	8.91	13.94
29	A & N Islands	4,988	4,302	657	13.17	15.27
30	Chandigarh	8,902	7,711	763	8.57	9.89
31	D & N Haveli	928	801	75	8.08	9.36
32	Daman & Diu	553	424	0	0.00	0.00
33	Delhi	91,962	82,195	6,830	7.43	8.31
34	Jammu and Kashmir	91,213	80,938	6,664	7.31	8.23
35	Ladakh	2,393	1,673	132	5.52	7.89
36	Lakshadweep	321	267	137	42.68	51.31
37	Puducherry	4,462	3,431	501	11.23	14.60
TOTAL		26,23,225	20,91,488	2,02,925	7.74	9.70

TABLE 5.1.8 -- ACTUAL STRENGTH OF VEHICLES AVAILABLE WITH CAPFs

Sl. No.	CENTRAL ARMED POLICE FORCE & SPECIALISED FORCE	HEAVY DUTY	MEDIUM DUTY	LIGHT DUTY	THREE WHEELERS	TWO WHEELERS	TRACTORS	BOATS/ OTHERS	TOTAL NUMBERS OF VEHICLES
(1)	(2)	(3)	(4)	(5)	(6)	(7)	(8)	(9)	(10)
1	Assam Rifles	591	638	834	NA	225	54	16	2,358
2	Border Security Force	3,240	3,506	5,190	0	4,873	305	462	17,576
3	Central Industrial Security Force	190	257	393	NA	175	NA	NA	1,015
4	Central Reserve Police Force	4,782	4,250	5,007	NA	14,976	106	9	29,130
5	Indo-Tibetan Border Police	1,374	684	1,075	0	325	55	0	3,513
6	National Disaster Response Force	232	297	468	NA	72	NA	748	1,817
7	National Security Guards	205	200	281	0	93	5	0	784
8	Railway Protection Force	98	141	467	71	910	0	1	1,688
9	Sashastra Seema Bal	920	1,139	1,259	0	1,376	104	0	4,798
TOTAL		11,632	11,112	14,974	71	23,025	629	1,236	62,679



TABLE 5.1.8 (A) - NUMBER OF SPECIAL PURPOSE VEHICLES AVAILABLE WITH CAPFs

AS ON 01.01.2020

SI. No.	CENTRAL ARMED POLICE FORCE & SPECIALISED FORCE	MINES PROTECTED VEHICLES	BOMB DISPOSAL VEHICLES	BULLET PROOF VEHICLES				ANTI RIOT POLICE VEHICLE / VAJRA
				SUV	BUSES	MINI BUSES	ANY OTHER VEHICLES	
(1)	(2)	(3)	(4)	(5)	(6)	(7)	(8)	(9)
1	Assam Rifles	30	NA	NA	NA	NA	43	NA
2	Border Security Force	36	-	201	-	-	169	-
3	Central Industrial Security Force	NA	NA	3	3	NA	NA	NA
4	Central Reserve Police Force	*	*	*	*	*	*	41
5	Indo-Tibetan Border Police	25	-	23	10	17	20	-
6	National Disaster Response Force	NA	NA	NA	NA	NA	NA	NA
7	National Security Guards	-	-	14	-	-	-	-
8	Railway Protection Force	NA	1	NA	NA	NA	NA	NA
9	Sashastra Seema Bal	7	-	-	-	-	55	-
TOTAL		98	1	241	13	17	287	41

TABLE 5.1.8 (A) - (CONTINUED.....)

SI. No.	CENTRAL ARMED POLICE FORCE & SPECIALISED FORCE	WATER CANNONS	JCB	ALL TERRAIN VEHICLES (ATVs)	ANY OTHER	TOTAL SPECIAL PURPOSE VEHICLES AVAILABLE
(1)	(2)	(10)	(11)	(12)	(13)	(14)
1	Assam Rifles	NA	26	NA	NA	99
2	Border Security Force	2	55	4	90	557
3	Central Industrial Security Force	NA	NA	NA	NA	6
4	Central Reserve Police Force	10	31	NA	NA	82
5	Indo-Tibetan Border Police	-	18	7	2	122
6	National Disaster Response Force	NA	NA	NA	NA	0
7	National Security Guards	-	6	-	13	33
8	Railway Protection Force	NA	NA	NA	NA	1
9	Sashastra Seema Bal	-	-	-	108	170
TOTAL		12	136	11	213	1,070



TABLE 5.1.9-- NUMBER OF POLICE STATIONS HAVING / NOT HAVING VEHICLES, TELEPHONES & WIRELESS / MOBILES IN STATES/UTs

AS ON 01.01.2020

Sl. No.	STATES/UTs	TOTAL NUMBER OF ACTUAL POLICE STATION	NUMBER OF POLICE STATIONS					
			HAVING VEHICLES	NOT HAVING VEHICLES	HAVING TELEPHONE	NOT HAVING TELEPHONE	HAVING WIRELESS / MOBILES	NOT HAVING WIRELESS/ MOBILES
(1)	(2)	(3)	(4)	(5)	(6)	(7)	(8)	(9)
1	Andhra Pradesh	1,021	886	135	NP	NP	NP	NP
2	Arunachal Pradesh	91	87	4	37	54	87	4
3	Assam	344	340	4	203	141	343	1
4	Bihar	1,029	1,029	0	1,029	0	1,029	0
5	Chhattisgarh	453	453	0	426	27	453	0
6	Goa	43	43	0	43	0	43	0
7	Gujarat	711	711	0	711	0	711	0
8	Haryana	382	382	0	382	0	382	0
9	Himachal Pradesh	148	140	8	148	0	148	0
10	Jharkhand	548	548	0	548	0	548	0
11	Karnataka	1,051	1,051	0	1,051	0	1,051	0
12	Kerala	547	547	0	547	0	547	0
13	Madhya Pradesh	1,117	1,117	0	1,117	0	1,117	0
14	Maharashtra	1,163	1,163	0	1,163	0	1,163	0
15	Manipur	84	75	9	20	64	73	11
16	Meghalaya	74	65	9	12	62	65	9
17	Mizoram	42	42	0	42	0	42	0
18	Nagaland	86	86	0	50	36	68	18
19	Odisha	621	617	4	618	3	583	38
20	Punjab	430	423	7	361	69	394	36
21	Rajasthan	893	893	0	884	9	893	0
22	Sikkim	29	29	0	29	0	29	0
23	Tamil Nadu	1,990	1,990	0	1,990	0	1,990	0
24	Telangana	838	838	0	838	0	838	0
25	Tripura	82	82	0	68	14	82	0
26	Uttar Pradesh	1,656	1,581	75	1,581	75	1,656	0
27	Uttarakhand	159	157	2	159	0	159	0
28	West Bengal	633	633	0	633	0	631	2
29	A & N Islands	24	24	0	24	0	24	0
30	Chandigarh	17	17	0	17	0	17	0
31	D & N Haveli	6	6	0	6	0	6	0
32	Daman & Diu	@	@	@	@	@	@	@
33	Delhi	209	209	0	209	0	209	0
34	Jammu and Kashmir	235	235	0	156	79	218	17
35	Ladakh	7	7	0	7	0	7	0
36	Lakshadweep	16	16	0	11	5	9	7
37	Puducherry	54	54	0	54	0	54	0
TOTAL		16,833	16,576	257	15,174	638	15,669	143

@ Data of Daman & Diu is included in D & N Haveli as Combined data provided by both the UTs

TABLE 5.1.10 -- FAMILY QUARTERS AVAILABLE FOR OFFICERS OF THE RANK OF DY. SP & ABOVE, ASI TO INSPECTOR, CONSTABLE & HEAD CONSTABLE IN STATES/UTs

AS ON 01.01.2020

SL. NO.	STATES/UTs	YEAR OF INCORPORATION OF POLICE HOUSING CORPORATIONS	FAMILY QUARTERS AVAILABLE FOR			TOTAL
			DY. SP & ABOVE	ASI TO INSPECTOR	CONSTABLE & HEAD CONSTABLE	
(1)	(2)	(3)	(4)	(5)	(6)	(7)
1	Andhra Pradesh	1971	19	1,366	20,426	21,811
2	Arunachal Pradesh	2005	82	247	3,012	3,341
3	Assam	1980	250	5,055	25,521	30,826
4	Bihar	1974	315	3,732	10,845	14,892
5	Chhattisgarh	2011	5	3,677	18,180	21,862
6	Goa	NA	11	75	1,302	1,388
7	Gujarat	1988	237	2,532	48,129	50,898
8	Haryana	1989	210	1,322	11,099	12,631
9	Himachal Pradesh	NP	86	412	2,607	3,105
10	Jharkhand	2002	228	2,230	5,287	7,745
11	Karnataka	1985	225	3,591	43,742	47,558
12	Kerala	1999	73	920	7,149	8,142
13	Madhya Pradesh	1981	108	4,800	26,653	31,561
14	Maharashtra	1974	472	5,925	82,624	89,021
15	Manipur	1986	133	448	1,309	1,890
16	Meghalaya	NA	48	529	2,379	2,956
17	Mizoram	NP	94	279	1,655	2,028
18	Nagaland	1968	172	755	3,885	4,812
19	Odisha	1980	354	3,810	9,643	13,807
20	Punjab	1989	38	854	15,393	16,285
21	Rajasthan	2013	104	3,059	22,115	25,278
22	Sikkim	NA	NA	NA	NA	-
23	Tamil Nadu	1981	564	5,207	54,889	60,660
24	Telangana	2015	0	3,202	37,087	40,289
25	Tripura	NP	143	637	1,425	2,205
26	Uttar Pradesh	1986	704	9,264	60,138	70,106
27	Uttarakhand	NA	83	681	4,354	5,118
28	West Bengal	1993	576	7,994	20,556	29,126
29	A & N Islands	NA	17	128	1,354	1,499
30	Chandigarh	NP	11	344	1,879	2,234
31	D & N Haveli	NP	5	15	112	132
32	Daman & Diu	@	@	@	@	-
33	Delhi	2007	413	1,887	13,637	15,937
34	Jammu and Kashmir	1997	148	1,224	6,195	7,567
35	Ladakh	NP	5	42	72	119
36	Lakshadweep	NP	1	11	134	146
37	Puducherry	NA	16	101	885	1,002
TOTAL			5,950	76,355	5,65,672	6,47,977

@ Data of Daman & Diu is included in D & N Haveli as combined data provided by both the UTs



TABLE 5.2.1-- FAMILY QUARTERS AVAILABLE FOR OFFICERS OF THE RANK OF ASST. COMMANDANT AND ABOVE, ASIs TO SUBEDAR MAJOR, CONSTABLE & HEAD CONSTABLE IN CAPFs

AS ON 01.01.2020

SL. NO.	CENTRAL ARMED POLICE FORCE & SPECIALISED FORCE	FAMILY QUARTERS AVAILABLE FOR			
		ASST. COMMANDANT & ABOVE	ASI TO SUBEDAR MAJOR	CONSTABLE & HEAD CONSTABLE	TOTAL
(1)	(2)	(3)	(4)	(5)	(6)
1	Assam Rifles	476	1,339	9,203	11,018
2	Border Security Force	1,499	3,653	28,548	33,700
3	Central Industrial Security Force	209	519	5,694	6,422
4	Central Reserve Police Force	1,757	2,380	40,898	45,035
5	Indo-Tibetan Border Police	696	1,361	8,511	10,568
6	National Disaster Response Force	90	250	898	1,238
7	National Security Guards	320	835	1,941	3,096
8	Railway Protection Force	180	2,506	12,596	15,282
9	Sashastra Seema Bal	289	1,149	4,531	5,969
TOTAL		5,516	13,992	1,12,820	1,32,328

TABLE 5.2.1 (A) - EXPENDITURE ON CAPFs HOUSING CORPORATION IN FINANCIAL YEAR 2018 - 2019 (REVISED) (Rs. IN CRORES)

SL. NO.	CENTRAL ARMED POLICE FORCE & SPECIALISED FORCE	TOTAL EXPENDITURE BY POLICE HOUSING CORPORATIONS
(1)	(2)	(3)
1	Assam Rifles	99.88
2	Border Security Force	302.95
3	Central Industrial Security Force	150.10
4	Central Reserve Police Force	827.52
5	Indo-Tibetan Border Police	205.75
6	National Disaster Response Force	63.57
7	National Security Guards	0.00
8	Railway Protection Force	NA
9	Sashastra Seema Bal	234.24
TOTAL		1,884.01



TABLE 5.2.1 (B)- EXPENDITURE ON CAPFs HOUSING CORPORATION IN FINANCIAL YEAR 2019 - 2020 (TENTATIVE) (Rs. IN CRORES)

SL. NO.	CENTRAL ARMED POLICE FORCE & SPECIALISED FORCE	TOTAL EXPENDITURE BY POLICE HOUSING CORPORATIONS
(1)	(2)	(3)
1	Assam Rifles	97.11
2	Border Security Force	230.63
3	Central Industrial Security Force	119.62
4	Central Reserve Police Force	509.00
5	Indo-Tibetan Border Police	95.69
6	National Disaster Response Force	18.18
7	National Security Guards	0.00
8	Railway Protection Force	NA
9	Sashastra Seema Bal	144.07
TOTAL		1,214.30

TABLE 5.2.2 (A)- EXPENDITURE BY POLICE HOUSING CORPORATIONS IN FINANCIAL YEAR 2018 - 2019 (REVISED) (Rs. IN CRORES)

Sl. No.	STATES/UTs	TOTAL EXPENDITURE BY POLICE HOUSING CORPORATIONS
(1)	(2)	(3)
1	Andhra Pradesh	149.65
2	Arunachal Pradesh	0.00
3	Assam	14.44
4	Bihar	411.60
5	Chhattisgarh	271.95
6	Goa	NA
7	Gujarat	495.34
8	Haryana	504.00
9	Himachal Pradesh	0.00
10	Jharkhand	136.77
11	Karnataka	691.21
12	Kerala	3.38
13	Madhya Pradesh	662.85
14	Maharashtra	491.04
15	Manipur	3.24
16	Meghalaya	2.49
17	Mizoram	0.00
18	Nagaland	11.17
19	Odisha	376.00
20	Punjab	67.90
21	Rajasthan	49.65
22	Sikkim	0.00
23	Tamil Nadu	509.64
24	Telangana	185.93
25	Tripura	0.00
26	Uttar Pradesh	470.74
27	Uttarakhand	16.39
28	West Bengal	266.49
29	A & N Islands	0.00
30	Chandigarh	0.00
31	D & N Haveli	0.00
32	Daman & Diu	0.00
33	Delhi	5.02
34	Jammu and Kashmir	7.78
35	Ladakh	0.00
36	Lakshadweep	0.00
37	Puducherry	0.00
TOTAL		5,804.67


TABLE 5.2.2 (B)- EXPENDITURE BY POLICE HOUSING CORPORATIONS IN FINANCIAL YEAR 2019 - 2020 (TENTATIVE) (Rs. IN CRORES)

Sl. No.	STATES/UTs	TOTAL EXPENDITURE BY POLICE HOUSING CORPORATIONS
(1)	(2)	(3)
1	Andhra Pradesh	164.60
2	Arunachal Pradesh	80.00
3	Assam	14.44
4	Bihar	250.00
5	Chhattisgarh	126.74
6	Goa	NA
7	Gujarat	563.34
8	Haryana	227.79
9	Himachal Pradesh	0.00
10	Jharkhand	92.92
11	Karnataka	260.51
12	Kerala	2.98
13	Madhya Pradesh	675.00
14	Maharashtra	429.78
15	Manipur	10.49
16	Meghalaya	4.90
17	Mizoram	0.00
18	Nagaland	12.50
19	Odisha	300.00
20	Punjab	82.17
21	Rajasthan	53.00
22	Sikkim	0.00
23	Tamil Nadu	597.43
24	Telangana	150.00
25	Tripura	0.00
26	Uttar Pradesh	163.45
27	Uttarakhand	20.13
28	West Bengal	270.37
29	A & N Islands	0.00
30	Chandigarh	0.00
31	D & N Haveli	0.00
32	Daman & Diu	0.00
33	Delhi	0.81
34	Jammu and Kashmir	8.20
35	Ladakh	0.00
36	Lakshadweep	0.00
37	Puducherry	0.00
TOTAL		4,561.55

TABLE 5.2.3 -- POLICE OFFICES OPERATED FROM GOVERNMENT /HIRED BUILDINGS

AS ON 01.01.2020

SI. No.	STATES/UTs	POLICE STATION		POLICE POSTS		DIG/IG RANGE	
		GOVT.	HIRED	GOVT.	HIRED	GOVT.	HIRED
(1)	(2)	(3)	(4)	(5)	(6)	(7)	(8)
1	Andhra Pradesh	996	25	23	21	5	-
2	Arunachal Pradesh	91	-	21	-	3	-
3	Assam	336	8	267	22	7	1
4	Bihar	680	349	271	166	9	3
5	Chhattisgarh	404	49	67	41	4	1
6	Goa	42	1	35	7	2	-
7	Gujarat	682	29	1,105	45	9	-
8	Haryana	336	46	245	98	5	-
9	Himachal Pradesh	133	15	80	58	2	1
10	Jharkhand	491	57	161	44	6	2
11	Karnataka	987	64	274	4	7	-
12	Kerala	475	72	12	5	4	-
13	Madhya Pradesh	1,090	27	575	48	26	-
14	Maharashtra	1,055	108	1,117	768	38	1
15	Manipur	81	3	30	3	7	-
16	Meghalaya	62	12	16	24	2	-
17	Mizoram	42	-	12	1	1	3
18	Nagaland	74	12	16	7	2	1
19	Odisha	619	2	428	49	7	1
20	Punjab	316	114	77	76	5	2
21	Rajasthan	877	16	1,063	52	9	-
22	Sikkim	29	-	5	42	1	-
23	Tamil Nadu	1,956	34	23	4	10	1
24	Telangana	770	68	27	20	6	-
25	Tripura	82	-	35	-	2	-
26	Uttar Pradesh	1,634	22	311	169	16	2
27	Uttarakhand	139	20	126	110	2	-
28	West Bengal	469	164	313	227	8	2
29	A & N Islands	24	-	24	-	1	-
30	Chandigarh	17	-	11	-	1	-
31	D & N Haveli	6	-	10	-	1	-
32	Daman & Diu	@	@	@	@	@	@
33	Delhi	193	16	19	1	1	-
34	Jammu and Kashmir	224	11	116	63	7	-
35	Ladakh	7	-	18	-	1	-
36	Lakshadweep	15	1	2	-	-	-
37	Puducherry	51	3	7	1	1	-
TOTAL		15,485	1,348	6,942	2,176	218	21

@ Data of Daman & Diu is included in D & N Haveli as combined data provided by both the UTs

TABLE 5.2.3 -- (CONTINUED . . .)

Sl. No.	STATES/UTs	DISTRICT SP		SDPO/Dy. SP		DISTRICT POLICE LINES	
		GOVT.	HIRED	GOVT.	HIRED	GOVT.	HIRED
(1)	(2)	(9)	(10)	(11)	(12)	(13)	(14)
1	Andhra Pradesh	20	-	83	15	1	-
2	Arunachal Pradesh	26	-	29	-	145	-
3	Assam	32	9	-	16	34	-
4	Bihar	39	1	131	8	39	1
5	Chhattisgarh	16	12	62	25	27	-
6	Goa	2	-	7	1	-	-
7	Gujarat	35	1	98	-	197	-
8	Haryana	24	-	99	2	23	1
9	Himachal Pradesh	13	-	31	3	13	-
10	Jharkhand	42	-	122	13	37	-
11	Karnataka	30	-	129	2	33	-
12	Kerala	18	2	59	1	51	2
13	Madhya Pradesh	51	1	374	6	52	-
14	Maharashtra	125	11	227	60	1,210	0
15	Manipur	13	3	25	1	12	4
16	Meghalaya	8	3	3	1	7	4
17	Mizoram	9	2	18	-	-	-
18	Nagaland	11	-	58	2	11	-
19	Odisha	36	-	110	4	34	-
20	Punjab	25	2	95	27	20	7
21	Rajasthan	44	2	247	13	38	1
22	Sikkim	4	-	11	-	-	-
23	Tamil Nadu	32	-	224	24	-	-
24	Telangana	32	5	86	14	993	2
25	Tripura	8	-	27	-	8	-
26	Uttar Pradesh	68	7	1,028	NA	75	NA
27	Uttarakhand	13	-	36	2	13	-
28	West Bengal	19	19	89	52	38	5
29	A & N Islands	3	-	7	-	1	-
30	Chandigarh	1	-	3	-	1	-
31	D & N Haveli	2	-	2	-	-	-
32	Daman & Diu	@	@	@	@	@	@
33	Delhi	15	-	71	-	37	-
34	Jammu and Kashmir	32	1	97	6	23	-
35	Ladakh	2	-	8	-	2	-
36	Lakshadweep	1	-	-	-	-	-
37	Puducherry	3	1	22	2	-	1
TOTAL		854	82	3,718	300	3,175	28

@ Data of Daman & Diu is included in D & N Haveli as combined data provided by both the UTs

TABLE 6.1.1-- NUMBER OF FORENSIC SCIENCE LABORATORIES / MOBILE FORENSIC SCIENCE VANS AVAILABLE WITH STATES/UTs

AS ON 01.01.2020

Sl. No.	STATES/UTs	NUMBER OF STATES FSLs	NUMBER OF REGIONAL FSLs	NUMBER OF MOBILE FORENSIC UNIT
(1)	(2)	(3)	(4)	(5)
1	Andhra Pradesh	1	5	13
2	Arunachal Pradesh	1	0	0
3	Assam	1	1	3
4	Bihar	1	1	2
5	Chhattisgarh	1	3	9
6	Goa	1	0	1
7	Gujarat	1	6	33
8	Haryana	1	4	4
9	Himachal Pradesh	1	2	1
10	Jammu & Kashmir	1	2	4
11	Jharkhand	1	1	4
12	Karnataka	1	5	15
13	Kerala	1	2	20
14	Madhya Pradesh	1	4	38
15	Maharashtra	1	5	45
16	Manipur	1	0	0
17	Meghalaya	1	0	1
18	Mizoram	1	0	2
19	Nagaland	1	0	0
20	Orissa	1	3	36
21	Puducherry	1	1	0
22	Punjab	1	3	19
23	Rajasthan	1	6	34
24	Sikkim	1	0	0
25	Tamil Nadu	1	10	34
26	Telangana	1	8	0
27	Tripura	1	0	3
28	Uttar Pradesh	1	4	75
29	Uttarakhand	1	1	2
30	West Bengal	1	2	5
31	A & N Island	1	0	1
32	NCT of Delhi	1	1	14
TOTAL		32	80	418

Source:- Office of the Director, Forensic Science Laboratory


**TABLE 6.1.2 -- NUMBER OF SERVERS, COMPUTERS, LAPTOPS AVAILABLE WITH STATES/UTs
POLICE**
AS ON 01.01.2020

SI. No.	STATES/UTs	SERVERS	PERSONAL COMPUTERS	LAPTOPS
(1)	(2)	(3)	(4)	(5)
1	Andhra Pradesh	18	5,797	13
2	Arunachal Pradesh	6	1,259	37
3	Assam	1	137	4
4	Bihar	2	2,012	198
5	Chhattisgarh	45	3,446	54
6	Goa	25	455	289
7	Gujarat	90	10,686	782
8	Haryana	141	4,100	260
9	Himachal Pradesh	103	1,775	121
10	Jharkhand	44	2,819	496
11	Karnataka	195	10,374	2,000
12	Kerala	16	8,171	4,019
13	Madhya Pradesh	102	8,299	89
14	Maharashtra	104	16,014	1,021
15	Manipur	31	350	30
16	Meghalaya	35	313	30
17	Mizoram	2	477	10
18	Nagaland	1	540	1
19	Odisha	123	4,958	464
20	Punjab	41	4,319	854
21	Rajasthan	29	7,980	207
22	Sikkim	10	270	70
23	Tamil Nadu	96	8,973	330
24	Telangana	27	3,692	277
25	Tripura	16	716	143
26	Uttar Pradesh	10	9,709	462
27	Uttarakhand	na	834	51
28	West Bengal	178	10,910	611
29	A & N Islands	0	418	7
30	Chandigarh	16	565	61
31	D & N Haveli	0	52	21
32	Daman & Diu	0	81	4
33	Delhi	115	6,471	93
34	Jammu and Kashmir	39	2,731	104
35	Ladakh	6	52	-
36	Lakshadweep	6	84	12
37	Puducherry	8	643	7
TOTAL		1,681	1,40,482	13,232

TABLE 6.1.3 -- NUMBER OF CCTV CAMERAS, SPEEDOMETERS & BREATH ANALYZERS AVAILABLE WITH STATES/UTs POLICE

AS ON 01.01.2020

Sl. No.	STATES/UTs	CCTV CAMERAS	SPEEDOMETERS	BREATH ANALYZERS
(1)	(2)	(3)	(4)	(5)
1	Andhra Pradesh	19,918	85	1,814
2	Arunachal Pradesh	33	11	129
3	Assam	551	6	242
4	Bihar	127	20	1,395
5	Chhattisgarh	1,035	46	506
6	Goa	74	4	117
7	Gujarat	13,045	46	2,994
8	Haryana	1,200	40	300
9	Himachal Pradesh	1,096	63	460
10	Jharkhand	587	6	206
11	Karnataka	1,536	122	1,420
12	Kerala	915	103	1,729
13	Madhya Pradesh	24,733	33	1,167
14	Maharashtra	39,587	164	1,713
15	Manipur	15	-	10
16	Meghalaya	201	9	78
17	Mizoram	224	8	151
18	Nagaland	88	-	1
19	Odisha	865	39	88
20	Punjab	2,399	46	789
21	Rajasthan	4,838	72	3,356
22	Sikkim	8	3	10
23	Tamil Nadu	47,375	616	2,113
24	Telangana*	2,82,558	53	498
25	Tripura	355	8	122
26	Uttar Pradesh	2,135	140	714
27	Uttarakhand	965	68	538
28	West Bengal	6,005	194	580
29	A & N Islands	36	1	33
30	Chandigarh	389	9	118
31	D & N Haveli	75	2	4
32	Daman & Diu	51	1	25
33	Delhi	6,897	110	699
34	Jammu and Kashmir	200	12	116
35	Ladakh	1	-	1
36	Lakshadweep	-	-	15
37	Puducherry	103	4	27
TOTAL		4,60,220	2,144	24,278

*The CCTV data of private establishments, Institution and societies including Government establishment and were also shown in data.


TABLE 6.1.4 -- NUMBER OF ANIMALS IN THE STATES/UTs POLICE
AS ON 01.01.2020

Sl. No.	STATES/UTs	TRACKER DOGS	SNIFFER DOGS	HORSES	CAMELS	ANY OTHER	TOTAL
(1)	(2)	(3)	(4)	(5)	(6)	(7)	(8)
1	Andhra Pradesh	47	134	0	0	0	181
2	Arunachal Pradesh	1	6	0	0	0	7
3	Assam	6	15	29	0	0	50
4	Bihar	19	22	87	0	19	147
5	Chhattisgarh	27	45	15	0	0	87
6	Goa	5	6	0	0	0	11
7	Gujarat	49	69	422	28	6	574
8	Haryana	16	20	44	0	0	80
9	Himachal Pradesh	5	5	6	0	0	16
10	Jharkhand	5	16	10	0	31	62
11	Karnataka	100	108	0	0	0	208
12	Kerala	48	84	25	0	0	157
13	Madhya Pradesh	44	68	132	0	0	244
14	Maharashtra	104	194	0	0	0	298
15	Manipur	-	6	0	0	0	6
16	Meghalaya	2	9	0	0	0	11
17	Mizoram	3	5	0	0	0	8
18	Nagaland	-	-	0	0	0	-
19	Odisha	19	22	0	0	0	41
20	Punjab	20	88	19	0	0	127
21	Rajasthan	17	26	144	0	0	187
22	Sikkim	2	2	0	0	2	6
23	Tamil Nadu	79	109	38	0	0	226
24	Telangana	55	140	40	0	0	235
25	Tripura	6	11	0	0	1	18
26	Uttar Pradesh	117	96	215	NA	NA	428
27	Uttarakhand	6	16	23	0	NA	45
28	West Bengal	19	65	113	0	0	197
29	A & N Islands	2	9	0	0	0	11
30	Chandigarh	3	9	31	0	0	43
31	D & N Haveli	1	1	1	0	0	3
32	Daman & Diu	-	-	0	0	0	-
33	Delhi	15	59	12	0	0	86
34	Jammu and Kashmir	5	45	9	0	0	59
35	Ladakh	-	-	0	0	0	-
36	Lakshadweep	-	-	0	0	0	-
37	Puducherry	2	6	0	0	0	8
TOTAL		849	1,516	1,415	28	59	3,867

TABLE 6.1.5 -- NUMBER OF ANIMALS IN THE CAPFs

AS ON 01.01.2020

SI. No.	CENTRAL ARMED POLICE FORCE & SPECIALISED FORCE	TRACKER DOGS	SNIFFER DOGS	HORSES	CAMELS	ANY OTHER	TOTAL
(1)	(2)	(3)	(4)	(5)	(6)	(7)	(8)
1	Assam Rifles	27	119	35	NA	NA	181
2	Border Security Force	99	230	177	534	0	1,040
3	Central Industrial Security Force	48	451	NA	NA	NA	499
4	Central Reserve Police Force	72	229	NA	NA	707	1,008
5	Indo-Tibetan Border Police	13	127	43	0	476	659
6	National Disaster Response Force	NA	NA	NA	NA	167	167
7	National Security Guards *	5	-	0	0	31	36
8	Railway Protection Force	92	283	0	0	3	378
9	Sashastra Seema Bal	73	249	18	0	27	367
TOTAL		429	1,688	273	534	1,411	4,335

* Note: 31 (ED Dogs - 13, Assault Dogs - 18)



TABLE 6.1.6 -- NUMBER OF PERSONS WHO WERE PROVIDED POLICE PROTECTION FOR MORE THAN SIX MONTHS AND TOTAL NUMBER OF POLICE PERSONNEL SANCTIONED AND DEPLOYED THEREON IN CALENDAR YEAR 2018 & 2019

AS ON 01.01.2020

Sl. No.	STATES/UTs	MINISTERS, MPs, MLAs, JUDGES, BUREAUCRATS, ETC		TOTAL NO. OF POLICE PERSONNEL SANCTIONED FOR PROTECTION DUTIES		TOTAL NO. OF POLICE PERSONNEL DEPLOYED ON PROTECTION DUTIES	
		2018	2019	2018	2019	2018	2019
(1)	(2)	(3)	(4)	(5)	(6)	(7)	(8)
1	Andhra Pradesh	508	452	1,528	808	1,528	2,254
2	Arunachal Pradesh	106	119	577	386	737	689
3	Assam	1,323	1,199	1,500	1,500	4,153	4,064
4	Bihar	4,677	2,347	6,248	6,248	6,043	5,611
5	Chhattisgarh	340	315	1,949	1,949	3,024	2,752
6	Goa	35	32	NP	NP	269	250
7	Gujarat	404	337	681	599	1,043	954
8	Haryana	1,493	1,355	3,556	3,074	3,556	3,074
9	Himachal Pradesh	105	92	215	170	215	200
10	Jharkhand	1,265	1,351	648	742	1,777	1,891
11	Karnataka	647	721	NP	-	1,323	1,440
12	Kerala	76	57	232	276	232	276
13	Madhya Pradesh	293	434	630	663	727	1,062
14	Maharashtra	356	356	3,946	3,946	2,210	2,210
15	Manipur	187	202	628	665	2,073	2,450
16	Meghalaya	89	97	216	233	216	233
17	Mizoram	88	128	239	255	343	168
18	Nagaland	295	287	850	876	850	876
19	Odisha	NP	36	NP	79	NP	36
20	Punjab	2,522	2,594	NP	NP	7,834	7,714
21	Rajasthan	366	398	1,098	1,561	1,098	1,561
22	Sikkim	48	48	NP	NA	344	350
23	Tamil Nadu	115	110	161	161	229	218
24	Telangana	487	799	1,375	1,792	2,268	3,512
25	Tripura	241	267	970	1,047	970	1,047
26	Uttar Pradesh	125	144	NP	2,233	2,108	2,233
27	Uttarakhand	118	88	201	201	208	226
28	West Bengal	2,769	3,142	501	1,347	5,318	6,247
29	A & N Islands	8	10	241	241	82	83
30	Chandigarh	187	187	446	446	817	817
31	D & N Haveli	5	1	6	1	6	1
32	Daman & Diu	1	2	1	-	1	-
33	Delhi	503	501	7,144	7,294	7,144	8,182
34	Jammu and Kashmir	1,493	1,184	4,163	4,692	4,093	2,980
35	Ladakh	-	45	-	-	-	155
36	Lakshadweep	NP	5	NP	-	NP	5
37	Puducherry	25	25	81	81	222	222
TOTAL		21,300	19,467	40,031	43,566	63,061	66,043

NP: NOT PROVIDED BY STATES/UTs

TABLE 6.1.7-- NUMBER OF COMPANIES OF CENTRAL ARMED POLICE FORCES (BSF, CRPF,CISF,ITBP,ETC.) DEPLOYED IN THE STATES/UTs FOR OVER SIX MONTHS DURING CALENDAR YEAR2019

AS ON 01.01.2020

SI. No.	STATES/UTs	NUMBER OF COMPANIES
(1)	(2)	(3)
1	Andhra Pradesh	17
2	Arunachal Pradesh	22
3	Assam	176
4	Bihar	57
5	Chhattisgarh	262
6	Goa	0
7	Gujarat	0
8	Haryana	4
9	Himachal Pradesh	0
10	Jharkhand	144
11	Karnataka	0
12	Kerala	0
13	Madhya Pradesh	0
14	Maharashtra	35
15	Manipur	52
16	Meghalaya	5
17	Mizoram	48
18	Nagaland	0
19	Odisha	96
20	Punjab	6
21	Rajasthan	0
22	Sikkim	2
23	Tamil Nadu	25
24	Telangana	12
25	Tripura	111
26	Uttar Pradesh	24
27	Uttarakhand	0
28	West Bengal	23
29	A & N Islands	0
30	Chandigarh	13
31	D & N Haveli	0
32	Daman & Diu	0
33	Delhi	51
34	Jammu and Kashmir	720
35	Ladakh	11
36	Lakshadweep	1
37	Puducherry	0
TOTAL		1,917



TABLE 6.1.8 -- NUMBER OF POLICE PERSONNEL DIRECTLY RECRUITED/ INDUCTED IN STATES/ UTs DURING THE CALENDAR YEAR 2019

SI. No.	STATES/UTs	CONSTABLE						HEAD CONSTABLE					
		CIVIL POLICE	DISTRICT ARMED RESERVE	STATE ARMED BATTALION	IRB	ANY OTHER	TOTAL	CIVIL POLICE	DISTRICT ARMED RESERVE	STATE ARMED BATTALION	IRB	ANY OTHER	TOTAL
(1)	(2)	(3)	(4)	(5)	(6)	(7)	(8)	(9)	(10)	(11)	(12)	(13)	(14)
1	Andhra Pradesh	1,528	279	300	-	597	2,704	-	-	-	-	-	-
2	Arunachal Pradesh	759	-	33	242	-	1,034	26	-	4	3	-	33
3	Assam	-	-	1	-	-	1	-	-	-	-	-	-
4	Bihar	-	-	-	-	-	-	-	-	-	-	-	-
5	Chhattisgarh	-	-	-	-	-	-	-	-	-	-	-	-
6	Goa	108	-	-	-	-	108	-	-	-	-	-	-
7	Gujarat	3,150	6,009	-	-	-	9,159	-	-	-	-	-	-
8	Haryana	1,147	-	5,000	500	-	6,647	-	-	-	-	-	-
9	Himachal Pradesh	-	-	193	646	-	839	-	-	-	-	-	-
10	Jharkhand	-	-	-	-	-	-	-	-	-	-	-	-
11	Karnataka	2,176	1,172	139	79	-	3,566	-	-	-	-	-	-
12	Kerala	-	-	-	-	-	-	-	-	3	-	-	3
13	Madhya Pradesh	-	-	-	-	-	-	-	-	-	-	-	-
14	Maharashtra	-	-	-	-	-	-	-	-	-	-	-	-
15	Manipur	2,000	-	441	-	-	2,441	-	-	-	-	-	-
16	Meghalaya	-	25	-	-	-	25	-	-	-	-	-	-
17	Mizoram	-	-	-	-	-	-	-	-	-	-	-	-
18	Nagaland	127	78	-	-	-	205	-	-	-	-	-	-
19	Odisha	18	-	-	-	-	18	-	-	-	-	-	-
20	Punjab	367	-	-	-	-	367	1	-	-	-	1	2
21	Rajasthan	479	-	37	47	-	563	-	-	-	-	-	-
22	Sikkim	-	-	-	-	-	-	-	-	-	-	-	-
23	Tamil Nadu	-	5,310	-	-	-	5,310	-	-	-	-	-	-
24	Telangana	5,882	4,264	4,787	-	-	14,933	-	-	-	-	-	-
25	Tripura	-	-	-	-	-	-	-	-	-	-	-	-
26	Uttar Pradesh	27,843	NA	20,054	NA	NA	47,897	NA	NA	NA	NA	NA	-
27	Uttarakhand	23	-	7	-	-	30	-	-	-	-	-	-
28	West Bengal	6,785	-	-	-	-	6,785	-	-	-	-	-	-
29	A & N Islands	-	-	-	-	-	-	-	-	-	-	-	-
30	Chandigarh	507	-	-	-	-	507	-	-	-	-	-	-
31	D & N Haveli	-	-	-	-	-	-	-	-	-	-	-	-
32	Daman & Diu	58	-	-	-	-	58	-	-	-	-	-	-
33	Delhi	1,298	-	-	-	-	1,298	-	-	-	-	-	-
34	Jammu and Kashmir	836	-	-	-	-	836	-	-	-	-	-	-
35	Ladakh	8	-	-	-	-	8	-	-	-	-	-	-
36	Lakshadweep	-	-	-	-	-	-	-	-	-	-	-	-
37	Puducherry	14	-	-	-	-	14	-	-	-	-	-	-
	TOTAL	55,113	17,137	30,992	1,514	597	1,05,353	27	-	7	3	1	38

TABLE 6.1.8 -- (CONTINUED . . .)

Sl. No.	STATES/UTs	ASI/ RASI						SI/RSI					
		CIVIL POLICE	DISTRICT ARMED RESERVE	STATE ARMED BATTALION	IRB	ANY OTHER	TOTAL	CIVIL POLICE	DISTRICT ARMED RESERVE	STATE ARMED BATTALION	IRB	ANY OTHER	TOTAL
(1)	(2)	(15)	(16)	(17)	(18)	(19)	(20)	(21)	(22)	(23)	(24)	(25)	(26)
1	Andhra Pradesh	-	-	-	-	-	-	149	75	75	-	34	333
2	Arunachal Pradesh	-	-	-	-	-	-	-	-	-	-	-	-
3	Assam	-	-	-	-	-	-	-	-	-	-	-	-
4	Bihar	125	-	-	-	-	125	1,608	-	-	-	-	1,608
5	Chhattisgarh	-	-	-	-	-	-	-	-	-	-	-	-
6	Goa	-	-	-	-	-	-	10	-	-	-	-	10
7	Gujarat	-	-	-	-	-	-	-	-	-	-	-	-
8	Haryana	-	-	-	-	-	-	400	-	-	-	63	463
9	Himachal Pradesh	-	-	-	-	-	-	-	-	5	8	-	13
10	Jharkhand	-	-	-	-	-	-	522	2,123	-	-	-	2,645
11	Karnataka	-	-	-	-	-	-	512	44	40	7	-	603
12	Kerala	-	-	-	-	-	-	-	-	-	-	-	-
13	Madhya Pradesh	-	-	-	-	-	-	-	-	-	-	-	-
14	Maharashtra	-	-	-	-	-	-	-	-	-	-	-	-
15	Manipur	-	-	-	-	-	-	3	-	-	-	-	3
16	Meghalaya	-	-	-	-	-	-	-	-	-	-	-	-
17	Mizoram	-	-	-	-	-	-	-	-	-	-	-	-
18	Nagaland	-	-	-	-	-	-	-	-	-	-	-	-
19	Odisha	-	-	-	-	-	-	-	-	-	-	-	-
20	Punjab	-	-	-	-	-	-	3	-	-	-	-	3
21	Rajasthan	-	-	-	-	-	-	1	-	-	-	-	1
22	Sikkim	-	-	-	-	-	-	-	-	-	-	-	-
23	Tamil Nadu	-	-	-	-	-	-	-	-	-	-	202	202
24	Telangana	-	-	-	-	-	-	710	275	180	-	-	1,165
25	Tripura	-	-	-	-	-	-	-	-	-	-	-	-
26	Uttar Pradesh	NA	NA	NA	NA	NA	-	3,336	NA	289	NA	NA	3,625
27	Uttarakhand	-	-	-	-	-	-	-	-	-	-	-	-
28	West Bengal	-	-	-	-	-	-	1,391	-	101	-	-	1,492
29	A & N Islands	-	-	-	-	-	-	-	-	-	-	-	-
30	Chandigarh	2	-	-	-	-	2	NA	NA	NA	NA	NA	-
31	D & N Haveli	-	-	-	-	-	-	-	-	-	-	-	-
32	Daman & Diu	1	-	-	-	-	1	-	-	-	-	-	-
33	Delhi	-	-	-	-	-	-	743	-	-	-	-	743
34	Jammu and Kashmir	-	-	-	-	-	-	-	-	-	-	-	-
35	Ladakh	-	-	-	-	-	-	-	-	-	-	-	-
36	Lakshadweep	-	-	-	-	-	-	-	-	-	-	-	-
37	Puducherry	-	-	-	-	-	-	-	-	-	-	-	-
TOTAL		128	-	-	-	-	128	9,388	2,517	690	15	299	12,909



TABLE 6.1.8 -- (CONTINUED . . .)

Sl. No.	STATES/UTs	ASP/DY.SP/ASST. COMMANDANT						ANY OTHER					
		CIVIL POLICE	DISTRICT ARMED RESERVE	STATE ARMED BATTALION	IRB	ANY OTHER	TOTAL	CIVIL POLICE	DISTRICT ARMED RESERVE	STATE ARMED BATTALION	IRB	ANY OTHER	TOTAL
(1)	(2)	(27)	(28)	(29)	(30)	(31)	(32)	(33)	(34)	(35)	(36)	(37)	(38)
1	Andhra Pradesh	-	-	-	-	-	-	-	-	-	-	-	-
2	Arunachal Pradesh	-	-	-	-	-	-	21	-	8	15	-	44
3	Assam	-	-	-	-	-	-	-	-	-	-	-	-
4	Bihar	30	-	-	-	-	30	-	-	-	-	-	-
5	Chhattisgarh	31	-	-	-	-	31	-	-	-	-	-	-
6	Goa	-	-	-	-	-	-	-	-	-	-	-	-
7	Gujarat	3	-	-	-	-	3	-	-	-	-	-	-
8	Haryana	-	-	-	-	-	-	-	-	-	-	-	-
9	Himachal Pradesh	-	-	-	-	-	-	-	-	-	-	-	-
10	Jharkhand	-	-	-	-	-	-	-	-	-	-	-	-
11	Karnataka	-	-	-	-	-	-	-	-	-	-	-	-
12	Kerala	-	-	-	-	-	-	-	-	1	-	-	1
13	Madhya Pradesh	-	-	-	-	-	-	-	-	-	-	-	-
14	Maharashtra	-	-	-	-	-	-	-	-	-	-	-	-
15	Manipur	-	-	-	-	-	-	-	-	-	-	-	-
16	Meghalaya	-	-	-	-	-	-	-	-	-	-	-	-
17	Mizoram	-	-	-	-	-	-	-	-	-	-	-	-
18	Nagaland	2	-	-	-	-	2	-	-	-	-	-	-
19	Odisha	3	-	-	-	-	3	-	-	-	-	-	-
20	Punjab	-	-	-	-	-	-	-	-	-	-	19	19
21	Rajasthan	359	-	8	8	-	375	-	-	-	-	-	-
22	Sikkim	-	-	-	-	-	-	-	-	-	-	-	-
23	Tamil Nadu	-	-	-	-	-	-	-	-	-	-	-	-
24	Telangana	-	-	-	-	-	-	-	-	-	-	-	-
25	Tripura	-	-	-	-	-	-	-	-	-	-	-	-
26	Uttar Pradesh	NA	NA	NA	NA	NA	-	NA	NA	NA	NA	NA	-
27	Uttarakhand	-	-	-	-	-	-	-	-	-	-	10	10
28	West Bengal	20	-	-	-	-	20	-	-	-	-	-	-
29	A & N Islands	-	-	-	-	-	-	-	-	-	-	-	-
30	Chandigarh	NA	NA	NA	NA	NA	-	NA	NA	NA	NA	NA	-
31	D & N Haveli	-	-	-	-	-	-	-	-	-	-	-	-
32	Daman & Diu	-	-	-	-	-	-	2	-	-	-	-	2
33	Delhi	-	-	-	-	-	-	-	-	-	-	-	-
34	Jammu and Kashmir	-	-	-	-	-	-	50	-	51	-	-	101
35	Ladakh	-	-	-	-	-	-	-	-	-	-	-	-
36	Lakshadweep	-	-	-	-	-	-	-	-	-	-	-	-
37	Puducherry	-	-	-	-	-	-	-	-	-	-	-	-
TOTAL		448	-	8	8	-	464	73	-	60	15	29	177

TABLE 6.1.9 -- NUMBER OF POLICE PERSONNEL DIRECTLY RECRUITED/ INDUCTED IN CAPFs DURING THE CALENDAR YEAR 2019

SI. No.	CENTRAL ARMED POLICE FORCE & SPECIALISED FORCE	CONSTABLES			HEAD CONSTABLE			A.S.I		
		GENERAL DUTY	OTHER TRADES	TOTAL	GENERAL DUTY	OTHER TRADES	TOTAL	GENERAL DUTY	OTHER TRADES	TOTAL
(1)	(2)	(3)	(4)	(5)	(6)	(7)	(8)	(9)	(10)	(11)
1	Assam Rifles	211	366	577	NA	144	144	NA	45	45
2	Border Security Force	343	34	377	-	19	19	-	-	-
3	Central Industrial Security Force	42	1,356	1,398	1	3	4	751	NA	751
4	Central Reserve Police Force	216	17	233	NA	NA	-	NA	1	1
5	Indo-Tibetan Border Police	214	5	219	0	287	287	-	11	11
6	National Disaster Response Force #	NA	NA	-	NA	NA	-	NA	NA	-
7	National Security Guards #	NA	NA	-	NA	NA	-	NA	NA	-
8	Railway Protection Force	8,543	796	9,339	-	-	-	-	-	-
9	Sashastra Seema Bal	63	-	63	-	746	746	-	69	69
TOTAL		9,632	2,574	12,206	1	1,199	1,200	751	126	877

Note:- NDRF & NSG is deputationist force. Therefore, no recruitment/promotion is being carried out by NDRF & NSG



TABLE 6.1.9 -- (CONTINUED . . .)

SI. No.	CENTRAL ARMED POLICE FORCE & SPECIALISED FORCE	S.I			ASST COMMANDANT		
		GENERAL DUTY	OTHER TRADES	TOTAL	GENERAL DUTY	OTHER TRADES	TOTAL
(1)	(2)	(12)	(13)	(14)	(15)	(16)	(17)
1	Assam Rifles	NA	2	2	NA	NA	-
2	Border Security Force	343	148	491	-	2	2
3	Central Industrial Security Force	66	-	66	31	NA	31
4	Central Reserve Police Force	NA	NA	-	157	NA	157
5	Indo-Tibetan Border Police	187	21	208	-	-	-
6	National Disaster Response Force #	NA	NA	-	NA	NA	-
7	National Security Guards #	NA	NA	-	NA	NA	-
8	Railway Protection Force	1,121	-	1,121	-	-	-
9	Sashastra Seema Bal	208	-	208	49	-	49
TOTAL		1,925	171	2,096	237	2	239

Note:- NDRF & NSG is deputationist force. Therefore, no recruitment/promotion is being carried out by NDRF & NSG

TABLE 6.1.10 -- NUMBER OF NEWLY RECRUITED POLICE PERSONNEL TRAINED IN STATES/UTs DURING THE CALENDAR YEAR 2019 (TENTATIVE)

Sl. No.	STATES/UTs	CONSTABLE						HEAD CONSTABLE					
		CIVIL POLICE	DISTRICT ARMED RESERVE	STATE ARMED BATTALION	IRB	ANY OTHER	TOTAL	CIVIL POLICE	DISTRICT ARMED RESERVE	STATE ARMED BATTALION	IRB	ANY OTHER	TOTAL
(1)	(2)	(3)	(4)	(5)	(6)	(7)	(8)	(9)	(10)	(11)	(12)	(13)	(14)
1	Andhra Pradesh	1,128	267	235	-	404	2,034	-	-	-	-	-	-
2	Arunachal Pradesh	-	-	-	-	-	-	-	-	-	-	-	-
3	Assam	2	189	109	-	-	300	-	-	-	-	-	-
4	Bihar	1,171	-	996	-	-	2,167	2,016	-	-	-	-	2,016
5	Chhattisgarh	422	-	257	203	-	882	57	-	-	-	-	57
6	Goa	-	-	-	-	-	-	-	-	-	-	-	-
7	Gujarat	708	759	929	-	-	2,396	-	-	-	-	-	-
8	Haryana	1,568	-	3,517	165	5,250	10,500	-	-	-	-	-	-
9	Himachal Pradesh	-	-	30	76	-	106	-	-	-	-	-	-
10	Jharkhand	-	521	-	-	498	1,019	-	-	-	-	-	-
11	Karnataka	3,479	813	-	-	370	4,662	-	-	-	-	-	-
12	Kerala	-	-	-	-	-	-	-	-	23	-	-	23
13	Madhya Pradesh	2,587	-	25	-	-	2,612	-	-	-	-	-	-
14	Maharashtra	-	-	-	-	-	-	-	-	-	-	-	-
15	Manipur	4,757	-	274	183	3	5,217	-	-	-	-	-	-
16	Meghalaya	824	207	676	676	-	2,383	-	-	-	-	-	-
17	Mizoram	-	-	-	-	-	-	-	-	-	-	-	-
18	Nagaland	-	-	-	-	-	-	-	-	-	-	-	-
19	Odisha	1,837	-	1,897	-	-	3,734	-	-	-	-	-	-
20	Punjab	569	-	339	-	-	908	-	-	-	-	-	-
21	Rajasthan	8,921	-	1,769	-	-	10,690	-	-	-	-	-	-
22	Sikkim	-	-	-	-	-	-	-	-	-	-	-	-
23	Tamil Nadu	-	5,591	71	-	-	5,662	-	-	-	-	-	-
24	Telangana	212	367	-	-	-	579	-	-	-	-	-	-
25	Tripura	-	-	-	-	-	-	-	-	-	-	-	-
26	Uttar Pradesh	23,445	NA	17,281	NA	NA	40,726	1,099	NA	NA	NA	1,099	2,198
27	Uttarakhand	23	-	7	-	-	30	-	-	-	-	-	-
28	West Bengal	7,023	-	-	8	-	7,031	-	-	-	-	-	-
29	A & N Islands	58	-	-	-	-	58	-	-	-	-	-	-
30	Chandigarh	-	-	-	-	-	-	-	-	-	-	-	-
31	D & N Haveli	-	-	-	-	-	-	-	-	-	-	-	-
32	Daman & Diu	-	-	-	-	-	-	-	-	-	-	-	-
33	Delhi	6,469	-	-	-	-	6,469	57	-	-	-	57	114
34	Jammu and Kashmir	353	-	190	-	-	543	-	-	-	-	-	-
35	Ladakh	-	-	-	-	-	-	-	-	-	-	-	-
36	Lakshadweep	-	-	-	-	-	-	-	-	-	-	-	-
37	Puducherry	11	-	-	-	-	11	-	-	-	-	-	-
TOTAL		65,567	8,714	28,602	1,311	6,525	1,10,719	3,229	-	23	-	1,156	4,408



TABLE 6.1.10 -- (CONTINUED . . .)

Sl. No.	STATES/UTs	ASI/ RASI						SI/RSI					
		CIVIL POLICE	DISTRICT ARMED RESERVE	STATE ARMED BATTALION	IRB	ANY OTHER	TOTAL	CIVIL POLICE	DISTRICT ARMED RESERVE	STATE ARMED BATTALION	IRB	ANY OTHER	TOTAL
(1)	(2)	(15)	(16)	(17)	(18)	(19)	(20)	(21)	(22)	(23)	(24)	(25)	(26)
1	Andhra Pradesh	-	-	-	-	-	-	139	68	67	-	20	294
2	Arunachal Pradesh	-	-	-	-	-	-	-	-	-	-	-	-
3	Assam	-	-	-	-	-	-	-	-	-	-	-	-
4	Bihar	-	-	-	-	-	-	1,912	-	-	-	-	1,912
5	Chhattisgarh	77	-	-	-	-	77	12	-	-	-	-	12
6	Goa	-	-	-	-	-	-	-	-	-	-	-	-
7	Gujarat	19	-	-	-	9	28	12	7	-	-	12	31
8	Haryana	-	-	-	-	-	-	431	-	-	-	-	431
9	Himachal Pradesh	-	-	-	-	-	-	-	-	-	15	-	15
10	Jharkhand	-	-	-	-	-	-	2,504	-	-	-	-	2,504
11	Karnataka	-	-	-	-	-	-	561	131	73	-	81	846
12	Kerala	-	-	-	-	-	-	120	-	-	-	-	120
13	Madhya Pradesh	-	-	-	-	-	-	400	-	-	-	435	835
14	Maharashtra	-	-	-	-	-	-	-	-	-	-	-	-
15	Manipur	-	-	-	-	1	1	20	-	-	-	1	21
16	Meghalaya	-	-	-	-	-	-	114	34	33	-	-	181
17	Mizoram	-	-	-	-	-	-	15	-	-	-	-	15
18	Nagaland	11	-	-	-	-	11	15	-	-	-	-	15
19	Odisha	-	-	-	-	-	-	327	24	-	-	-	351
20	Punjab	-	-	-	-	-	-	29	-	-	-	-	29
21	Rajasthan	-	-	-	-	-	-	5	-	1	-	-	6
22	Sikkim	-	-	-	-	-	-	-	-	-	-	-	-
23	Tamil Nadu	-	-	-	-	-	-	-	-	-	-	-	-
24	Telangana	-	-	-	-	-	-	-	-	-	-	-	-
25	Tripura	-	-	-	-	-	-	2	-	-	-	-	2
26	Uttar Pradesh	NA	NA	NA	NA	NA	-	5,979	NA	172	NA	NA	6,151
27	Uttarakhand	-	-	-	-	-	-	-	-	-	-	-	-
28	West Bengal	-	-	-	-	-	-	1,075	-	303	-	-	1,378
29	A & N Islands	-	-	-	-	-	-	15	-	-	-	-	15
30	Chandigarh	-	-	-	-	-	-	-	-	-	-	-	-
31	D & N Haveli	-	-	-	-	-	-	-	-	-	-	-	-
32	Daman & Diu	-	-	-	-	-	-	-	-	-	-	-	-
33	Delhi	-	-	-	-	-	-	195	-	-	-	-	195
34	Jammu and Kashmir	-	-	-	-	-	-	468	-	157	-	27	652
35	Ladakh	-	-	-	-	-	-	-	-	-	-	-	-
36	Lakshadweep	-	-	-	-	-	-	-	-	-	-	-	-
37	Puducherry	-	-	-	-	-	-	-	-	-	-	-	-
TOTAL		107	-	-	-	10	117	14,350	264	806	15	576	16,011

TABLE 6.1.10 -- (CONTINUED . . .)

Sl. No.	STATES/UTs	ASP/DY.SP/ASSTT. COMMANDANT						ANY OTHER					
		CIVIL POLICE	DISTRICT ARMED RESERVE	STATE ARMED BATTALION	IRB	ANY OTHER	TOTAL	CIVIL POLICE	DISTRICT ARMED RESERVE	STATE ARMED BATTALION	IRB	ANY OTHER	TOTAL
(1)	(2)	(27)	(28)	(29)	(30)	(31)	(32)	(33)	(34)	(35)	(36)	(37)	(38)
1	Andhra Pradesh	25	-	-	-	-	25	-	-	-	-	-	-
2	Arunachal Pradesh	-	-	-	-	-	-	-	-	-	-	-	-
3	Assam	-	-	-	-	-	-	-	-	-	-	-	-
4	Bihar	163	-	-	-	-	163	-	-	-	-	8	8
5	Chhattisgarh	23	-	-	-	-	23	801	-	-	-	-	801
6	Goa	-	-	-	-	-	-	-	-	-	-	-	-
7	Gujarat	21	-	-	-	-	21	-	-	-	-	-	-
8	Haryana	5	-	-	-	-	5	-	-	-	-	-	-
9	Himachal Pradesh	3	-	-	-	-	3	-	-	-	-	-	-
10	Jharkhand	-	-	-	-	3	3	-	-	-	-	-	-
11	Karnataka	1	-	-	-	-	1	-	-	-	-	444	444
12	Kerala	-	-	-	-	-	-	-	-	-	-	-	-
13	Madhya Pradesh	NP	NP	NP	NP	NP	-	NP	NP	NP	NP	NP	-
14	Maharashtra	-	-	-	-	-	-	-	-	-	-	-	-
15	Manipur	-	-	-	-	-	-	-	-	-	-	567	567
16	Meghalaya	-	-	-	-	-	-	-	-	-	-	-	-
17	Mizoram	-	-	-	-	-	-	-	-	-	-	-	-
18	Nagaland	14	-	-	-	-	14	-	-	-	-	-	-
19	Odisha	16	-	-	-	-	16	-	-	-	-	-	-
20	Punjab	5	2	-	-	-	7	-	-	-	-	-	-
21	Rajasthan	-	-	-	-	-	-	-	-	-	-	-	-
22	Sikkim	-	-	-	-	-	-	-	-	-	-	-	-
23	Tamil Nadu	-	-	-	-	-	-	-	-	-	-	-	-
24	Telangana	-	-	-	-	-	-	-	-	-	-	-	-
25	Tripura	-	-	-	-	-	-	-	-	-	-	-	-
26	Uttar Pradesh	57	NA	NA	NA	NA	57	1,137	NA	571	NA	NA	1,708
27	Uttarakhand	-	-	-	-	-	-	-	-	-	-	10	10
28	West Bengal	18	-	-	-	-	18	-	-	-	-	-	-
29	A & N Islands	-	-	-	-	-	-	-	-	-	-	-	-
30	Chandigarh	-	-	-	-	-	-	-	-	-	-	-	-
31	D & N Haveli	-	-	-	-	-	-	-	-	-	-	-	-
32	Daman & Diu	-	-	-	-	-	-	-	-	-	-	-	-
33	Delhi	2	-	-	-	-	2	-	-	-	-	-	-
34	Jammu and Kashmir	-	-	-	-	-	-	-	-	-	-	-	-
35	Ladakh	-	-	-	-	-	-	-	-	-	-	-	-
36	Lakshadweep	-	-	-	-	-	-	-	-	-	-	-	-
37	Puducherry	-	-	-	-	-	-	-	-	-	-	-	-
TOTAL		353	2	-	-	3	358	1,938	-	571	-	1,029	3,538



TABLE 6.2.1 -- NUMBER OF DIRECTLY RECRUITED/ INDUCTED CAPFs PERSONNEL TRAINED DURING THE CALENDAR YEAR 2019 (TENTATIVE)

Sl. No.	CENTRAL ARMED POLICE FORCE & SPECIALISED FORCE	CONSTABLE			HEAD CONSTABLE			A.S.I		
		GENERAL DUTY	OTHER TRADES	TOTAL	GENERAL DUTY	OTHER TRADES	TOTAL	GENERAL DUTY	OTHER TRADES	TOTAL
(1)	(2)	(3)	(4)	(5)	(6)	(7)	(8)	(9)	(10)	(11)
1	Assam Rifles	658	347	1,005	NA	59	59	NA	31	31
2	Border Security Force	965	802	1,767	0	123	123	-	43	43
3	Central Industrial Security Force	1,154	683	1,837	NA	NA	-	2,415	NA	2,415
4	Central Reserve Police Force	6,931	246	7,177	NA	8	8	NA	2	2
5	Indo-Tibetan Border Police	288	185	473	0	134	134	-	2	2
6	National Disaster Response Force#	NA	NA	-	NA	NA	-	NA	NA	-
7	National Security Guards#	NA	NA	-	NA	NA	-	NA	NA	-
8	Railway Protection Force	-	-	-	0	-	-	-	-	-
9	Sashastra Seema Bal	406	2,477	2,883	0	6	6	-	-	-
TOTAL		10,402	4,740	15,142	-	330	330	2,415	78	2,493

Note:- NDRF & NSG is deputationist force.

TABLE 6.2.1 -- (CONTINUED . . .)

SI. No.	CENTRAL ARMED POLICE FORCE & SPECIALISED FORCE	S.I			ASST COMMANDANT		
		GENERAL DUTY	OTHER TRADES	TOTAL	GENERAL DUTY	OTHER TRADES	TOTAL
(1)	(2)	(12)	(13)	(14)	(15)	(16)	(17)
1	Assam Rifles	NA	5	5	NA	NA	-
2	Border Security Force	199	200	399	63	20	83
3	Central Industrial Security Force	93	NA	93	16	NA	16
4	Central Reserve Police Force	214	NA	214	43	78	121
5	Indo-Tibetan Border Police	156	21	177	2	28	30
6	National Disaster Response Force#	NA	NA	-	NA	NA	-
7	National Security Guards#	NA	NA	-	NA	NA	-
8	Railway Protection Force	-	-	-	5	-	5
9	Sashastra Seema Bal	258	-	258	42	-	42
TOTAL		920	226	1,146	171	126	297

Note:- NDRF & NSG is deputationist force.



TABLE 6.2.2-- STATISTICS REGARDING IPS OFFICERS (TENTATIVE)

AS ON 01.01.2020

SI. No.	CADRE	TOTAL AUTHORISED SANCTIONED	STRENGTH IN-POSITION	SENIOR DUTY POSTS	CENTRAL DEPUTATION RESERVE (CDR) (40% OF COLUMN 5)	NO. OF OFFICERS ON CENTRAL DEPUTATION
(1)	(2)	(3)	(4)	(5)	(6)	(7)
1	Andhra Pradesh	144	115	79	31	9
2	AGMU	309	279	168	67	22
3	Assam Meghalaya	195	157	107	42	17
4	Bihar	242	217	132	52	18
5	Chhattisgarh	142	114	78	31	13
6	Gujarat	208	169	114	45	16
7	Haryana	144	118	79	31	6
8	Himachal Pradesh	94	83	52	20	14
9	Jammu and Kashmir	147	71	80	32	11
10	Jharkhand	149	121	82	32	15
11	Karnataka	215	178	117	46	7
12	Kerala	172	126	94	37	17
13	Madhya Pradesh	305	261	166	66	24
14	Maharashtra	317	259	172	68	8
15	Manipur	89	64	49	19	7
16	Nagaland	75	56	42	16	8
17	Odisha	195	123	107	42	23
18	Punjab	172	138	94	37	12
19	Rajasthan	215	193	117	46	10
20	Sikkim	32	32	18	7	3
21	Tamil Nadu	276	237	150	60	30
22	Telangana	139	105	76	30	8
23	Tripura	69	54	38	15	11
24	Uttar Pradesh	517	447	280	112	45
25	Uttarakhand	73	65	40	16	8
26	West Bengal	347	292	188	75	14
TOTAL		4,982	4,074	2,719	1,075	376

SENIOR DUTY POSTS (SDP) of State is :- Sanctioned Strength for particular State only.

Source :- MHA Annual Report

TABLE 6.2.3 -- NUMBER OF DEPARTMENTAL PROCEEDINGS FOR MAJOR PENALTY PENDING & DISPOSED OF IN STATES/UTs DURING THE CALENDAR YEAR 2019

AS ON 01.01.2020

Sl. No.	STATES/UTs	PENDING	INITIATED IN	TOTAL PENDING IN	DISPOSED OF IN	PENDING
		AS ON 01.01.2019	2019	2019	2019 (BOTH CURRENT & OLD)	AS ON 01.01.2020
(1)	(2)	(3)	(4)	(5)	(6)	(7)
1	Andhra Pradesh	1,737	1,000	2,737	1,137	1,600
2	Arunachal Pradesh	180	131	311	104	207
3	Assam	529	456	985	407	578
4	Bihar	3,943	2,335	6,278	1,623	4,655
5	Chhattisgarh	447	644	1,091	639	452
6	Goa	110	46	156	110	46
7	Gujarat	1,003	1,421	2,424	1,376	1,048
8	Haryana	1,165	1,736	2,901	1,434	1,467
9	Himachal Pradesh	73	99	172	102	70
10	Jharkhand	1,614	1,843	3,457	2,060	1,397
11	Karnataka	451	322	773	307	466
12	Kerala	634	777	1,411	662	749
13	Madhya Pradesh	1,520	1,206	2,726	1,037	1,689
14	Maharashtra	1,065	780	1,845	1,164	681
15	Manipur	128	110	238	99	139
16	Meghalaya	66	42	108	47	61
17	Mizoram	40	133	173	117	56
18	Nagaland	-	-	-	-	-
19	Odisha	1,780	1,100	2,880	928	1,952
20	Punjab	1	-	1	1	-
21	Rajasthan	470	237	707	261	446
22	Sikkim	10	12	22	5	17
23	Tamil Nadu	1,517	1,721	3,238	1,667	1,571
24	Telangana	1,597	1,053	2,650	193	2,457
25	Tripura	105	83	188	70	118
26	Uttar Pradesh	1,839	671	2,510	815	1,695
27	Uttarakhand	55	129	184	119	65
28	West Bengal	945	738	1,683	849	834
29	A & N Islands	46	41	87	43	44
30	Chandigarh	109	66	175	43	132
31	D & N Haveli	5	-	5	1	4
32	Daman & Diu	13	1	14	-	14
33	Delhi	940	711	1,651	718	933
34	Jammu and Kashmir	2,245	7,369	9,614	7,461	2,153
35	Ladakh	59	148	207	120	87
36	Lakshadweep	14	3	17	1	16
37	Puducherry	44	12	56	11	45
TOTAL		26,499	27,176	53,675	25,731	27,944


TABLE 6.2.4 -- NUMBER OF DEPARTMENTAL PROCEEDINGS FOR MAJOR PENALTY PENDING & DISPOSED OF IN CAPFs DURING THE CALENDAR YEAR 2019
AS ON 01.01.2020

Sl. No.	CENTRAL ARMED POLICE FORCE & SPECIALISED FORCE	PENDING	INITIATED IN	TOTAL PENDING IN	DISPOSED OF IN	PENDING
		AS ON 01.01.2019	2019	2019	2019 (BOTH CURRENT & OLD)	AS ON 01.01.2020
(1)	(2)	(3)	(4)	(5)	(6)	(7)
1	Assam Rifles	4	1	5	3	2
2	Border Security Force	-	-	-	-	-
3	Central Industrial Security Force	291	796	1,087	807	280
4	Central Reserve Police Force	414	664	1,078	707	371
5	Indo-Tibetan Border Police	1	24	25	23	2
6	National Disaster Response Force #	NA	NA	-	NA	-
7	National Security Guards #	-	-	-	-	-
8	Railway Protection Force	378	669	1,047	644	403
9	Sashastra Seema Bal	26	32	58	43	15
TOTAL		1,114	2,186	3,300	2,227	1,073

Note:- NDRF & NSG is deputationist force.

TABLE 6.2.5-- DETAILS OF POLICE MEDALS FOR GALLANTRY AWARDED TO POLICE PERSONNEL OF STATES/UTs / CENTRAL ARMED POLICE FORCES / CPOs, ETC. DURING THE CALENDAR YEAR 2019

Sl. No.	STATES/UTs / CAPFs/CPOs	PPMG	PMG	ANY OTHER	POSTHUMOUS OUT OF (3), (4) & (5)
(1)	(2)	(3)	(4)	(5)	(6)
1	Andhra Pradesh	0	0	1,695	0
2	Arunachal Pradesh	0	0	23	88
3	Assam	0	1	5,499	1
4	Bihar	0	0	81	0
5	Chhattisgarh	0	8	2	1
6	Goa	0	0	36	0
7	Gujarat	0	0	-	0
8	Haryana	0	0	-	0
9	Himachal Pradesh	0	0	-	0
10	Jharkhand	0	7	60	NA
11	Karnataka	0	0	-	0
12	Kerala	0	0	-	0
13	Madhya Pradesh	0	0	42	0
14	Maharashtra	12	90	810	0
15	Manipur	0	0	29	0
16	Meghalaya	0	13	10	0
17	Mizoram	0	0	-	0
18	Nagaland	0	0	-	0
19	Odisha	4	70	22	0
20	Punjab	0	0	-	0
21	Rajasthan	0	0	-	0
22	Sikkim	0	0	-	0
23	Tamil Nadu	0	0	1	0
24	Telangana	0	0	-	0
25	Tripura	0	0	12	0
26	Uttar Pradesh	NA	10	156	NA
27	Uttarakhand	0	0	-	0
28	West Bengal	0	0	-	0
29	A & N Islands	0	0	2	0
30	Chandigarh	0	0	4	0
31	D & N Haveli	0	0	1	0
32	Daman & Diu	@	@	@	@
33	Delhi	0	4	38	0
34	Jammu and Kashmir	1	85	147	7
35	Ladakh	0	0	6	0
36	Lakshadweep	0	0	1	0
37	Puducherry	0	0	-	0
38	Assam Rifles	NA	1	NA	1
39	Border Security Force	0	13	102	0
40	Central Industrial Security Force	NA	NA	60	NA
41	Central Reserve Police Force	5	111	4,995	10
42	Indo-Tibetan Border Police	0	6	24	0
43	National Disaster Response Force	NA	NA	3	NA
44	National Security Guards	0	0	8	0
45	Railway Protection Force	0	0	-	0
46	Sashastra Seema Bal	0	0	-	0
47	Bureau Of Police Research & Development (BPR&D)	0	0	1	0
48	Central Bureau Of Investigation (CBI)	NA	NA	186	0
49	Directorate Of Coordination Police Wireless (DCPW)	0	0	-	0
50	Lok Nayak Jayaprakash Narayan National Institute Of Criminology & Forensic Science (LNJN-NICFS)	0	0	-	0
51	National Crime Records Bureau (NCRB)	NA	NA	4	NA
52	North Eastern Police Academy (NEPA)	0	0	3	0
53	National Investigation Agency (NIA)	0	0	-	0
54	Sardar Vallabhbhai Patel National Police Academy (SVP-NPA)	0	0	-	0
	TOTAL	22	419	14,063	108

PPMG : President's Police Medal for Gallantry

PMG : Police Medal for Gallantry

@ Data of Daman & Diu is included in D & N Haveli as combined data provided by both the UTs



TABLE 6.2.6-- NUMBER OF FIELD OFFICERS TRANSFERRED WITHIN ONE & TWO YEARS IN THE CALENDAR YEAR 2019

SI. No.	STATES/UTs	STATION HOUSE OFFICERS		DY. SP/ACP	
		LESS THAN ONE YEAR	LESS THAN TWO YEARS (BETWEEN 1 & 2 YEAR)	LESS THAN ONE YEAR	LESS THAN TWO YEARS (BETWEEN 1 & 2 YEAR)
(1)	(2)	(3)	(4)	(5)	(6)
1	Andhra Pradesh	573	129	39	19
2	Arunachal Pradesh	26	-	25	-
3	Assam	87	46	25	15
4	Bihar	457	182	11	13
5	Chhattisgarh	109	85	46	9
6	Goa	34	3	2	-
7	Gujarat	155	110	28	3
8	Haryana	604	84	26	36
9	Himachal Pradesh	33	16	19	2
10	Jharkhand	NA	NA	NA	NA
11	Karnataka	-	814	-	186
12	Kerala	398	27	226	51
13	Madhya Pradesh	1,858	2,351	89	-
14	Maharashtra	-	-	71	54
15	Manipur	63	12	84	121
16	Meghalaya	-	-	4	-
17	Mizoram	-	-	12	7
18	Nagaland	-	-	14	18
19	Odisha	183	101	83	45
20	Punjab	1,007	50	306	17
21	Rajasthan	653	208	218	17
22	Sikkim	25	-	20	-
23	Tamil Nadu	922	787	525	373
24	Telangana	99	49	84	18
25	Tripura	27	39	78	96
26	Uttar Pradesh	860	992	329	701
27	Uttarakhand	49	90	11	21
28	West Bengal	48	76	8	14
29	A & N Islands	1	-	-	-
30	Chandigarh	6	3	6	-
31	D & N Haveli	-	-	-	-
32	Daman & Diu	-	1	-	-
33	Delhi	53	37	16	16
34	Jammu and Kashmir	200	78	19	36
35	Ladakh	-	-	-	3
36	Lakshadweep	4	1	-	-
37	Puducherry	6	4	-	-
TOTAL		8,540	6,375	2,424	1,891

TABLE 6.2.6 -- (CONTINUED . . .)

Sl. No.	STATES/UTS	DISTRICT SP/ DCP		DIG/IG RANGE/ JOINT/ADDL CP		COMMISSIONER POLICE	
		LESS THAN ONE YEAR	LESS THAN TWO YEARS (BETWEEN 1 & 2 YEAR)	LESS THAN ONE YEAR	LESS THAN TWO YEARS (BETWEEN 1 & 2 YEAR)	LESS THAN ONE YEAR	LESS THAN TWO YEARS (BETWEEN 1 & 2 YEAR)
(1)	(2)	(7)	(8)	(9)	(10)	(11)	(12)
1	Andhra Pradesh	12	2	5	1	-	-
2	Arunachal Pradesh	-	-	1	-	-	-
3	Assam	22	8	8	-	1	-
4	Bihar	6	6	5	-	NA	NA
5	Chhattisgarh	27	8	11	2	-	-
6	Goa	-	-	-	-	-	-
7	Gujarat	6	10	4	6	-	1
8	Haryana	31	2	7	-	-	-
9	Himachal Pradesh	3	4	3	1	-	-
10	Jharkhand	NA	NA	NA	NA	NA	NA
11	Karnataka	35	6	13	2	1	-
12	Kerala	16	9	4	4	3	1
13	Madhya Pradesh	31	21	2	4	NA	NA
14	Maharashtra	-	133	6	22	2	2
15	Manipur	19	16	10	4	-	-
16	Meghalaya	1	1	-	3	-	-
17	Mizoram	9	4	-	-	-	-
18	Nagaland	7	4	1	2	-	-
19	Odisha	21	10	11	4	-	1
20	Punjab	9	10	-	5	-	1
21	Rajasthan	45	2	5	2	1	1
22	Sikkim	1	-	2	-	-	-
23	Tamil Nadu	134	72	10	10	4	2
24	Telangana	8	19	2	4	-	1
25	Tripura	36	33	14	3	-	2
26	Uttar Pradesh	88	104	15	20	NA	NA
27	Uttarakhand	4	11	-	-	-	-
28	West Bengal	4	1	3	3	-	-
29	A & N Islands	-	-	-	1	NA	NA
30	Chandigarh	-	-	-	-	-	-
31	D & N Haveli	-	-	-	-	-	-
32	Daman & Diu	-	-	-	-	-	-
33	Delhi	18	20	7	9	-	-
34	Jammu and Kashmir	6	-	4	-	-	-
35	Ladakh	-	-	-	-	-	-
36	Lakshadweep	-	-	-	-	-	-
37	Puducherry	3	-	-	-	-	-
	TOTAL	602	516	153	112	12	12



DATA ON POLICE ORGANIZATIONS

APPENDIX 1 -- STATE/UT WISE POLICE TRAINING INSTITUTES IN INDIA

AS ON 01.01.2020

SL. NO	NAME	TOTAL NO TRAINING INSTITUTES	NAME OF INSTITUTE	TELEPHONE NO.	FAX NO.	MOBILE NO	POSTAL ADDRESS	E-MAIL ADDRESS
(1)	(2)	(3)	(4)	(5)	(6)	(7)	(8)	(9)
1	Andhra Pradesh	4	Anantapuramu Police Training College	08554-276322	NA	9440900947	Police Training College, Ananthapuramu, 515004	policetrainingcollegeatp@gmail.com
			Tirupati Police Training College	Office & Fax: 0877-22366070 Principal Office 0877-2236633	Office & Fax: 0877-22366070 Principal Office 0877-2236633	9440904792	Police Training College, Tirupathi, 517502	ptctirupathi@gmail.com ksbredy129@yahoo.com
			Ongole Police Training College	08592-282715 (o) and (Fax)	08592-282715	6303918804	Police Training College, Ongole, 523002	policetrainingcollegeong@gmail.com
			Vizianagaram Police Training College	08922-274226	NP	9121109332	Principal, PTC, Vizianagaram, 535003	principalptcvzm2014@gmail.com
2	Arunachal Pradesh	1	PTC Banderdewa	3602218190	NP	9654134238	PTC, Banderdewa, Papumpare District	prnlptcbdww@gmail.com
3	Assam	5	Police Training College (PTC), Dergaon, Assam	0376-2380237 (O)		9435146011	Police Training College (PTC), Dergaon, Golaghat, Assam-785614	ptcdrg@gmail.com
			Battalion Training Centre (BTC), Dergaon, Assam	0376-2380282		9435367784	Battalion Training Centre (BTC), Dergaon, Golaghat, Assam-785615	co-btc@assampolice.gov.in
			Recruit Training School (RTS), Dergaon, Assam	0376-2380216		9435077300	Recruit Training School (RTS), Dergaon, Golaghat, Assam-785616	co-rts@assampolice.gov.in
			Armed Police Training College (APTC), Dergaon, Assam	0376-2380274		9954499644	Armed Police Training College (APTC), Dergaon, Golaghat-785617	co-aptc@assampolice.gov.in
			Assam Police Radio Organization (APRO) Training School, Jalukbari	0361-2570566		9864096295	Assam Police Radio Organization (APRO) Training School, Jalukbari, Kamrup Metro, Assam-781013	spctr-g-appro@assampolice.gov.in
4	Bihar	4	CTS Nathnagar, Bhagalpur	06412-500601	06412-500601	7004105262	Nathnagar, Dist- Bhagalpur, Bihar-812006	cts.nathnagar-bih@nic.in
			CTS, Simultalla, Jamui	NA	NA	9471006283	BMP-9 Campus Jamalpur, Dist- Munge, Bihar-802119	ctssimultalla@gmail.com
			MPTC, Dumraon	NP	NP	9431822981	Dumaron, ist-Buxar, Bihar-802119	principalmptcdumraon@gmail.com
			Bihar Police Academy, Rajgir	06112-295070	0612-295076		Bihar Police Academy, Rajgir, Nalanda, Bihar	policeacademy2009@gmail.com
5	Chhattisgarh	12	PTC Borgaon	N/A	N/A	94791-90210	Comdt. PTC Borgaon-Kondagaon 494229	comdtptcborgaon@gmail.com
			APTS Jagdalpur	07782-228181	07782-225258	94791-90209	Comdt. APTS Jagdalpur 494001	aptsjdr@gmail.com
			CTJW Kanker	07868-241768	N/A	94791-90208	Comdt. CTJW College Kanker 494334	ctjwc@yahoo.com
			CIAT PTS Rajnandgaon	07744-224607	N/A	94791-90203	SP PTS Rajnandgaon 491441	sppts-raj.cg@gov.in
			CIAT 5th Bn Jagdalpur	07782-222610	N/A	94791-90850	Comdt. 5th Bn Caf Jagdalpur 494001	commandant5thbncafjdr@yahoo.in
			CIAT PA Chandkhri, Raipur	07721-265301	07721-265301	94791-90452	Deputy Dir. Spa Chandkhri, Raipur 492101	dir-policeacademy.cg@gov.in
			CIAT 2nd Bn Bilaspur	07752-283319	07752-283352	94791-90820	Comdt. 2nd Bn Caf Sakri Bilaspur 495003	comdt.2nd.bn.sakari@gmail.com
			Police Academy	07721-265302	07721-265301	88278-07200	SP Police Academy Chandkhuri, Raipur	dir-policeacademy.cg@gov.in
			PTS MANA	0771-2418028	0771-2418028	94791-90202	SP PTS Mana, Raipur	ptsraipurmana@gmail.com
PTS Rajnandgaon	07744-224607	07744-224607	94791-90203	SP PTS Rajnandgaon	sppts-raj.cg@gov.in			
PTS Mainpat	NP	NP	NP	SP PTS Mainpat, Distt Sarguja	spmmainpat@gmail.com			
			IED School, Raipur	0771-2418960	0771-2418079	94791-90842	Incharge IED School Mana, Raipur	iedschool2014@gmail.com
6	Goa	1	Police Training School, Valpoi	0832-2374248	0832-2374248	7875756015	Police Training School, Valpoi Goa. 403506	policetrainingschoolvalpoigoa@gmail.com

APPENDIX 1 -- (CONTINUED . . .)

SL. NO	NAME	TOTAL NO TRAINING INSTITUTES	NAME OF INSTITUTE	TELEPHONE NO.	FAX NO.	MOBILE NO	POSTAL ADDRESS	E-MAIL ADDRESS
(1)	(2)	(3)	(4)	(5)	(6)	(7)	(8)	(9)
7	Gujarat	5	Gujarat Police Academy Karai	079-29758004	079-2975800	NP	Gujarat Police Academy Karai	karai@gujarat.gov.in
			Police Training Collage, Junagadh	0285-2651076	0285-2651398	NP	Bilkha Road, Junagadh	ptc-jun-jun@gujarat.gov.in
			Police Training School, Vadodara	0265-2433500	0265-2432009	NP	Lal Baug, Vadodara	principal-trg-vad@gujarat.gov.in
			State Reserve Police Training Center Choki	0265-2261076	0285-2688247	NP	Jetpur Somnath National Highway 8/A	srptc-jetpur-raj@gujarat.gov.in
			Commando Training Center Khalal	079-29289612	NP	NP	Village Khalal Ta-Kathalal Dist-Kheda	karai@gujarat.gov.in
8	Haryana	3	Haryana Police Academy, Madhuban, Karnal	0184-239050	0184-2380101		Ptc Gate, Haryana Police Academy, Madhuban, Karnal	igp.hpa@hry.nic.in
			Recruit Training Center, Bhondsi, Gurugram	0124-2269900	0124-2269900	9811194141	Recruit Training Center, Bhondsi, Gurugram	ig.cptr@hry.nic.in
			Police Training College, Sunaria, Rohtak.	01262-218283	NP	8527000265	Police Training College, Sunaria, Rohtak.	igpptc.sunaria@hry.nic.in
9	Himachal Pradesh	1	PTC Daroh	01894-275138	01894-275138	9418030193	Police Training College, Daroh Post Office, Palampur, District Kangra, H.P-116092	spptc-hp@nic.in
10	Jharkhand	6	Jharkhand Police Academy Hazaribagh,	06546-270084	06546-270048	9470922222 9431381207	JPA, Hazaaribagh	dig-ptc@jhpolic.gov.in
			J.A.P.T.C Padma Hazaribagh	06546-238042	06546-238042	9431141187	J.A.P.T.C, Padma, Hazaribagh	sp-japtc@jhpolic.gov.in
			Investigation Training School, Ranchi Jharkhand	0651-2490295	0651-2490295	NP	I.T.S, Hotwar, Ranchi	sp-its@jhpolic.gov.in
			Jungle Warfare School Netarhat,	06569-277800	06569-277800	9934577777 7033073940	Netarhat, Lathehar	dig-jwfs@jhpolic.gov.in
			CIAT School Netharhat	06569-277800	06569-277800	9934577777 7033073940	Netarhat, Lathehar	dig-jwfs@jhpolic.gov.in
			Traffic & Transport Training School, Jamshedpur	0657-2270604	0657-2270604	9431111565	TTS, Golmuri, Jamshedpur	NP



DATA ON POLICE ORGANIZATIONS

APPENDIX 1 -- (CONTINUED . . .)

SL. NO	NAME	TOTAL NO TRAINING INSTITUTES	NAME OF INSTITUTE	TELEPHONE NO.	FAX NO.	MOBILE NO	POSTAL ADDRESS	E-MAIL ADDRESS
(1)	(2)	(3)	(4)	(5)	(6)	(7)	(8)	(9)
11	Karnataka	14	Karnataka State Reserve Police, Police Training School, Belagavi-590010.	0831-2405676	0831-2405676	9480800831	Principal, Karnataka State Reserve Police Training School, Kangrali, Belagavi-590010.	ksrptsrangrilibgm@ksp.gov.in
			Karnataka State Reserve Police, Police Training School, Munirabad, Koppala District-583234	08539-274550	08539-274450	9480805813 / 9480804286	Principal, Karnataka State Reserve Police Training School, Munirabad, Koppala District-583234	ksrpts@ksp.gov.in
			Karnataka Police Academy Mysuru	0821-2418627	0821-2520980	9480800302	Karnataka Police Academy Mysuru	kpamyc@ksp.gov.in
			Police Training College Kalaburagi	08472-263666	08427-63655	9480800315	Police Training College Kalaburagi	ptcgba@ksp.gov.in
			KSPTS Channapatana	27251248	27251248	9480800313	Kspts Channapatana	ksptsclubng@ksp.gov.in
			Police Training School, Khanapura	08336-223223	08336-223223	9480800316	Police Training School, Khanapura	ptskhanapurabgm@ksp.gov.in
			Armed Police Training School, Yelahanka	080-22942390	22942622	9480800312	Police Training School, Khanapura	aptsylk@ksp.gov.in
			Police Driving Motor School (PDMS), Yalahanka	080-29733405	22942392	9480800318	Police Driving Motor School (Pdms), Yalahanka	pdmsylk@ksp.gov.in
			Police Training School, Dharawad	0836-2233248	0836-2233248	9448657230	Police Training School, Dharawad	principalptshd@ksp.gov.in
			Police Training School, Aimangala	08193-273222	08193-273344	9480803175	Police Training School, Aimangala	aimangalptscta@ksp.gov.in
			Police Training School, Kaduru	0267-231555	0267-231545	9036083942	Police Training School, Kaduru	ptskadurckm@ksp.gov.in
			Police Training School, Hassan	-	-	9742364644	Police Training School, Hassan	principalptshsn@ksp.gov.in
			Police Training School, Mysuru	0821-2418732	0821-2418733	9448322761	Police Training School, Mysuru	ptsmyc@ksp.gov.in
Police Training School, Thanisandra	080-29736905	080-29736905	9620178129	Police Training School, Thanisandra	ptsthanisandrabc@ksp.gov.in			
12	Kerala	2	Kerala Police Accadamy	0487 2328770	0487 2327894	9497999987	Director, Kerala Police Academy, Ramavarmapuram, Thrissur, Kerala – 680631.	dirkepa.pol@kerala.gov.in
			Police Training College	0471 232 3188, 0471 232 3229	--	9497996925	Principal, Police Training College, Near Government Guest House, Thycaud, Pincode: 695014	principalptc.pol@kerala.gov.in

APPENDIX 1 -- (CONTINUED . . .)

SL. NO	NAME	TOTAL NO TRAINING INSTITUTES	NAME OF INSTITUTE	TELEPHONE NO.	FAX NO.	MOBILE NO	POSTAL ADDRESS	E-MAIL ADDRESS
(1)	(2)	(3)	(4)	(5)	(6)	(7)	(8)	(9)
13	Madhya Pradesh	18	Police Training School, Rewa	07662-256348	07662-256348	7049100830	PTS Rewa, Pin 486001	sppts_rewa@mppolice.gov.in
			Police Training School Tigra Gwalior	0751-2577262	0751-2577262	7587612404	Post Office Tigra Dem Gwalior Pin 474001	sppts_tigra@mppolice.gov.in
			MPPA Bhauri Bhopal	0755-2523909	0755-2523903	NP	MPPA Bhauri Bhopal Pin No.462030	bhauri@mppolice.gov.in
			Police Training School, Ujjain	0734-2507296	0734-2507296	NP	Police Training School Patpala,Ujjain Maxi Road Ujjain Pin -Code-456661	sp.ppts@mppolice.gov.in
			Band Training School Bhopal	0755-2443648	0755-2443647	7049146177	7th Bn Band Training School Jahagirabaad Bhopal (M.P) -462008	co7bn_saf@mppolice.gov.in
			Police Training School of Dog 23 Rd Bn .Saf. Bhopal	0755-2443649	0755-2779482	NP	Commandant, Police Training School Of Dog 23Rd Bn, Saf Bhadbhada Road Bhopal (M.P) -462003	co23bn_saf@mppolice.gov.in
			Police Radio Training School, Indore (M.P)	0731-2419410	0731-2419410	94250-93000	Dusri Palton Vip Road, Indore -452005(M.P)	ppts_ind@mppolice.gov.in
			Police Training College Indore Madhya Pradesh	0731-2701184	0731-2701184	7049154637	Police Training College Musakhedi Indore (M.P) Pin-452001	sp.ptc-ind@mppolice.gov.in
			Jawahar Lal Nehru Police Academy, Sagar(M.P)	07582-267733	07582-267733		Jawahar Lal Nehru Police Academy Sagar, Parkota Ward Near Gaughat, Sagar Pin-47002	ig_jnpa@mppolice.gov.in
			Police Training School, Sagar (M.P)	07582-267771	07582-267774	9827741101	Police Training School, Makronia Sagar (M.P)	sppts_makaroniya@mppolice.gov.in
			Rustamji Arms Police Training College, Indore	0731-2419771	0731-2419771	Commandant -7049149148, 9407006973 Adjutant -7049149129, 9827192894 Ac (Training) -7049149140, 9826360942	Rustamji Arms Police Training College . Arodram Road Indore 452005	co_aptc@mppolice.gov.in adj_aptc@mppolice.gov.in
			Police Training School, Umaria	07653-222276	07653-222276	7049100827	Supdt.Of Police, Police Training School Umaria Near Bsnl Chowk, Zila Panchayat Road Umaria 484661	sppts_umaria@mppolice.gov.in
			Police Training School, Pachmarhi, Dist-Hoshangabaad	07578-252052	07578-252052	7049155223	Police Training School, Pachmarhi, Dist-Hoshangabaad	sppts_pachmari@mppolice.gov.in
			PTS (Saf), Jabalpur	0761-2676199	0761-2633995	70491446052	6th Bn S.A.F Jabalpur M.P Pin-482005	co6bn_saf@mppolice.gov.in
			Motar Training School			7587624255	Motar Training School Naubasta Disst. Rewa(M.P)	www.spmtts_rwa@mppolice.gov.in
			Police Training School (Motor Transport) Bhopal	0755-2443598	0755-2443646		Jahagirabad, Opposite Lal Pared Ground Bhopal -462008 (M.P)	sp_cpmt@mppolice.gov.in
S.B. Training Institute, Bhopal	0755-2443580	-	7049100580	S.B. training Institute, Bhopal	trg.sb_bpl@mppolice.gov.in			
Police Training College, Indore	0731 - 2701184	0731 - 2701184	7049154637	Police training College, Mussa Kedi, Indore, M.P., 452001	sp.ptc-ind@mppolice.gov.in			



DATA ON POLICE ORGANIZATIONS

APPENDIX 1 -- (CONTINUED . . .)

SL. NO	NAME	TOTAL NO TRAINING INSTITUTES	NAME OF INSTITUTE	TELEPHONE NO.	FAX NO.	MOBILE NO	POSTAL ADDRESS	E-MAIL ADDRESS
(1)	(2)	(3)	(4)	(5)	(6)	(7)	(8)	(9)
14	Maharashtra	13	Director Maharashtra Police Academy, Nashik	0253-2352158	0253-2353008	9819155168	Director Maharashtra Police Academy, Trambak Road, Nashik - 422002	director.mpa.nashik@mahapolice.gov.in
			Principal, Police Training Centre, Marol, Mumbai	022-29205663	022-29259793	99231000999	Vijay Nagar, Marol Maroshi Road, Andhere (E), Marol, Mumbai 400059	prin.ptsmarol@mahapolice.gov.in
			Principal, Police Training Centre, Khandala, Pune	02114-269484/485	02114-269483	8425880888	Old Mumbai-Pune Highway, Taluka - Maval, Dist - Pune 410302	prin.ptskhandala@mahapolice.gov.in
			Principal, Police Training Centre, Nanveej, Daund, Pune	02117-262501/491	02117-262501	9923023361	At Post - Nanveej, Taluka - Daund, Dist - Pune, Pin - 413801	prin.ptsnanveej@mahapolice.gov.in
			Principal, Police Training Centre, Solapur	0217-2352449	0217-23552869	9923028122	Solapur Pune Road, Near Solapur University, Kegaon, Taluka - South Solapur, Dist - Solapur, Pin - 413255	prin.wptssolapur@mahapolice.gov.in
			Principal, Police Training Centre, Jalna	02482-230608	02482-230902	8108531111	In Front Of Jhansi Queen Statue, J.E.S. College Road, Jalna. Pin - 431203	prin.ptsjalna@mahapolice.gov.in
			Principal, Police Training Centre, Babhalgaon, Latur	02382-265192 / 666	02382-265192	9767109325	Babhalgaon Road, Taluka & Dist - Latur, Pin - 413512	prin.ptsbabhalgaon@mahapolice.gov.in
			Principal, Police Training Centre, Akola	0724-2434111 / 2422817 / 2427800	0724-2445317	89758112999	Gadkari Road, Old City, Akola, Pin 444002	prin.ptsakola@mahapolice.gov.in
			Principal, Police Training Centre, Nagpur	0712-2223052	07104-2526643	8888631100	Surendra Nagar, Jetil Lion, Rpts Road, Nagpur, Pin - 440015	prin.ptsnagpur@mahapolice.gov.in
			Principal, Police Training Centre, Turchi, Tasgaon, Sangli	02346-232100	02336-632104	9923033700	At Post - Turchi - Tasgaon, Dist - Sangli	prinpts.turachi@mahapolice.gov.in
			Principal, Police Training Centre, Dhule	02562-244100/ 8100	02562-229188	9823417764	Dakshata Petrol Pump, Opp St Workshop, Phashipul To Santoshi Mata Road, Taluka & Dist - Dhule, Pin - 424001	prinpts.dhule@mahapolice.gov.in
			Principal, Detective Training School, Nashik	0253-2352164	0253-353380	9049152800	Maharashtra Police Academy, Trambak Road, Nashik, Pin - 422007	dtsnashik@mahapolice.gov.in
			Centre For Police Research, Pune	020-25653696 / 25678978	NP	9850635220	Centre For Police Research, Chawan Nagar, Pashan Road, Pune 411008	directorcrprpune@gmail.com
15	Manipur	1	Manipur Police Training College	NP	NP	8731009190- Director, MPTC	Pangei, Imphal East, Manipur, 795114	directormptc@gmail.com
16	Meghalaya	3	Police Training School, Meghalaya	0364-2591238	NP	9612886214	Principal, Police Training School, Meghalaya, Shillong - 793008	policetrg-meg@gov.in
			1st Mlp Bn, Armed Police Training Centre, Mawiong, Shillong	0364-2575488	NP	NP	Commandant, 1st Meghalaya Police Battalion, Mawiong, Shillong - 793016	co.1mlp-meg@gov.in
			2nd Mlp Bn, Armed Police Training Centre, Goerage, Tura	03651-223838	NP	8575040889	Commandant, 2nd Meghalaya Police Battalion, Goeragre, West Garo Hills, Tura - 794002	co2bn.mlp-meg@nic.in
17	Mizoram	1	Police Training School, Thenzawl	NP	NP	9862597986	Police Training School, Thenzawl, Serchhip District, Mizoram	NP

APPENDIX 1 -- (CONTINUED . . .)

SL. NO	NAME	TOTAL NO TRAINING INSTITUTES	NAME OF INSTITUTE	TELEPHONE NO.	FAX NO.	MOBILE NO	POSTAL ADDRESS	E-MAIL ADDRESS
(1)	(2)	(3)	(4)	(5)	(6)	(7)	(8)	(9)
18	Nagaland	3	NPTS	NP	NP	9862368483	Principal, PTS Police Complex, Chumukedima, Nagaland 797103	nptsprl@gmail.com
			NAPTC	NP	03862-240621	8416058799	Commandant NAPTC, Police Complex,	naptrainingcentre@gmail.com
			CIAT	NP	NP	8974540121	CIAT School, Ruzaphema, Po Medziphema-797106	
19	Odisha	12	BPSPA, Bbsr	0674-2470365	0674-2470369	NP	At- Ranasinghpur, Po- Sarkantara, Bbsr	dir.ppspa.orphol@nic.in
			PTC, Angul	06764-233669	06764-233668	NP	PTC, Angul, At/Po- Angul	prptc.odpol@nic.in
			PTI, Byree	06725-288006	06725-288007	NP	Byree	comdtpti.odpol@nic.in
			PTS, Nayagarh	06753-252230	06753-252330	NP	Nayagarh	prptsngr.odpol@gov.in
			UPTTI, Bbsr	0674-2570347	0674-2570347	9437123691	UPTTI, Bbsr	prtti.odpol@nic.in
			BTI, Burla, Sambalpur	NP	NP	9437760360	BTI, Burla, Sambalpur	comdtbti.odpol@gov.in
			APTC, Jharsuguda	06645-270096	06645270079/ 270096	9437176264	APTC, Jharsuguda	comdt2ndbn.orphol@nic.in
			SOG Chandaka, Bbsr	NP	0674-2466009	NP	SOG Chandaka, Bbsr	comdtsog.orphol@nic.in
			CIATS, Chandaka, Bbsr	NP	6742466009	NP	CIATS, Chandaka, Bbsr	comdtsog.orphol@nic.in
			CIATS, Koraput	NP	NP	NP	CIATS, Koraput	sogaetrckor.odpol@gov.in
			SOG TRC, Koraput	06852-252171	06852-252170	9437155170	SOG Trc, Koraput	sogaetrckor.odpol@gov.in
CIATS, Rourkela	NP	NP	NP	CIATS, Rourkela	comdtsog.orphol@nic.in			
20	Punjab	6	Maharaja Ranjit Singh, Punjab Police Academy, Phillaur.	01826-222061-62, 223018	01826-223820	NP	NP	crl.ppa.phir.police@punjab.gov.in
			Commando Training Centre, Bhadurgarh, Patiala, Punjab.	0175-2380374	0175-2380374	NP	NP	cmdt.ctc.bgrh.police@punjab.gov.in
			In-Service Training Centre, Kapurthala	01822-231033		NP	NP	istckpt@gmail.com
			Pap Training Centre, Jalandhar Cantt.	0181-2227882	0181-2227882	NP	NP	sp.rtc.pap.police@punjabgov.in
			Police Recruits Training Centre, Jahan Khelan	01882-272225	01882-272225	NP	NP	cmdtprtc.jkn.police@punjab.gov.in
			Police Training Centre, Ladda Kothi Sangrur	01675-236794	01675-236794	NP	NP	cmdt2.irb.lkd.police@punjab.gov.in



APPENDIX 1 -- (CONTINUED . . .)

SL. NO	NAME	TOTAL NO TRAINING INSTITUTES	NAME OF INSTITUTE	TELEPHONE NO.	FAX NO.	MOBILE NO	POSTAL ADDRESS	E-MAIL ADDRESS
(1)	(2)	(3)	(4)	(5)	(6)	(7)	(8)	(9)
21	Rajasthan	11	Rajasthan Police Academy, Jaipur	0141-2303222	0141-2303222	9999819281	Director Rajasthan Police Academy, Jiapur-302016	dydirector.rpa@rajpolice.gov.in
			Rajasthan Police Training Centre, Jodhpur	0291-2573886	0291-2573886	9660090999	Principal, Rajasthan Police Training Centre, Jodhpur-342026	principal.rptc@rajpolice.gov.in
			Police Training School, Kishangarh	01463-242008	01463-242008	9672373292	Commandant Police Training School, Kishangarh-Ajmer-305801	ptsksg1@gmail.com
			Police Training School, Jodhpur	0291-2574886	0291-2574886	9413844681	Commandant Police Training, Jodhpur-342026	ptsjdr@gmail.com
			Police Training School, Kherwara	02907-260006	02907-260006	9116757122	Commandant Police Training School, Kherwara, Udaipur-313803	ptskherwara@gmail.com
			Police Training School, Jhalawar	07432-240191	07432-240191	9414278921	Commandant Police Training School, Jhalwar-326001	ptsjhalawar@gmail.com
			Police Motor Driving School, Bikaner	0151-2226145	0151-2226145	9414076244	Commandant Police Motor Driving School, Bikaner-334001	pmdsbkn@gmail.com
			Police Training School, Alwar	-	-	9829038883	Commandant Police Training School, Thekra, Alwar-301001	ptsalwar@gmail.com
			Police Training School, Bharatpur	-	-	8949955232	Commandant Police Training School, Bharatpur-321303	ptsbharatpur@gmail.com
			Police Commando Training School, Jodhpur	0291-2570001	0291-2570001	-	Commandant Police Commando Training School, Jodhpur-342026	comdtpts@gmail.com
			Police Training School, Bikaner	0151-2970106	-	9799908455	Commandant Police Training School, Bikaner-334001	comdtptsbkn@gmail.com
22	Sikkim	2	Police Training Centre, Yangang	03592-243288	NP	NP	NP	ptc@sikkimpolice.nic.in
			Sikkim Armed Police, Pangthang	03592-237246	NP	NP	NP	NP

APPENDIX 1 -- (CONTINUED . . .)

SL. NO	NAME	TOTAL NO TRAINING INSTITUTES	NAME OF INSTITUTE	TELEPHONE NO.	FAX NO.	MOBILE NO	POSTAL ADDRESS	E-MAIL ADDRESS
(1)	(2)	(3)	(4)	(5)	(6)	(7)	(8)	(9)
23	Tamil Nadu	23	Police Computer Communication Centre	044-24958149	NP	NP	Police Computer Communication Centre, Raja Annamalai Puram, Chennai-28	pcccptb2012@gmail.com
			Avadi Prs	9498153000	NP	NP	The Principal, Police Recruit School, Kanagavallipuram, Pandur Post, Thiruvallur - 631203	pprsavadi@gmail.com
			Coimbatore Prs	0422-2242207	NP	NP	The Principal, Police Recruit School, Dr. Balasundaram Road (Opp To Rto Office), Coimbatore - 641018	pprscbe@gmail.com
			Madurai Prs	9498102772	NP	NP	The Principal, Police Recruit School, Idayapatti Village, Amoor South Post, Madurai-625110	pprsmadurai@gmail.com
			Salem	04298-242001, 04298-243001	NP	NP	The Principal, Police Recruit School, Melkullaveeranpatti, Mathaiyankuttai Post, Mettur Taluk, Salem-636452	prssalem12@gmail.com
			Trichy	9498168234, 9498158158	NP	NP	The Principal, Police Recruit School, Anna Nagar, Trichy-620026	pprstri@gmail.com
			Thoothukudi	9498180951	NP	NP	The Principal, Police Recruit School, Mudivai Thanenthal Post, Vaagaikulam Via, Perurani, Tuticorin-628103	prspuranitut@gmail.com
			Vellore	04162-220065	NP	NP	The Principal, Police Recruit School, Vellore Fort, Vellore-632004	pprsvlr@gmail.com
			Villupuram	04147-241966, 04147-241166	NP	NP	The Principal, Police Recruit School, Kolliyankulam, Mailam Tindivanam Tk, Villupuram Dist-604304	pprsvpm@gmail.com
			Chennai East	044-22315752	NP	NP	Deputy Suptd Of Police, Inservice Training Center, Chennai Suburban Commr. Of Police, St Thomas Mount, Chennai-16.	istccnieast@gmail.com
			Chennai West	044-28411951	NP	NP	Deputy Suptd Of Police, Inservice Training Center, Tennix Annexure, Pudupet, Chennai-600002	istccniwest@gmail.com
			Kancheepuram	044-27236587	NP	NP	Deputy Suptd Of Police, Inservice Training Center, Near Ty.Prs, Kancheepuram Dist-631302	istckpm@gmail.com
			Vellore	0416-2254772	NP	NP	Deputy Suptd Of Police, Inservice Training Center, Dpo Complex, Sathuvacheeri Fort, Vellore- 632009	istcvlr@gmail.com
			Villupuram	04146-240111	NP	NP	Deputy Suptd Of Police, Inservice Training Center, Taulk Police Station Complex Road, East Pondy Road, Villupuram-605602	istcvpm@gmail.com
			Salem	0427-2411955	NP	NP	Deputy Suptd Of Police, Inservice Training Center, Ar Campus, Kumarasamipatti, Salem-636007	istcslm@gmail.com
Trichy	0431-2473633	NP	NP	Deputy Suptd Of Police, Inservice Training Center, Tsp 1 Bn, Premises Crawford, Trichy - 62012	istctrichy@gmail.com			

APPENDIX 1 -- (CONTINUED . . .)

SL. NO	NAME	TOTAL NO TRAINING INSTITUTES	NAME OF INSTITUTE	TELEPHONE NO.	FAX NO.	MOBILE NO	POSTAL ADDRESS	E-MAIL ADDRESS
(1)	(2)	(3)	(4)	(5)	(6)	(7)	(8)	(9)
			Thanjavur	04362-226166	NP	NP	Deputy Suptd Of Police, Inservice Training Center, Tamilnadu University Police Station Campus, Thanjavur-613010	istctan@gmail.com
			Coimbatore	0422-2246600	NP	NP	Deputy Suptd Of Police, Inservice Training Center, Dr. Balasundaram Road, Prs Campus, Coimbatore-641018	istccbe@gmail.com
			Madurai	0452-2523008	NP	NP	Deputy Suptd Of Police, Inservice Training Center, Ar Campus, Madurai-625014	istcmadurai@gmail.com
			Dindugul	9498192723	NP	NP	Deputy Suptd Of Police, Inservice Training Center, Ar Campus, Seelapadi, Dindigul-624005	istcdgl@gmail.com
			Ramnad	04567-230356	NP	NP	Deputy Suptd Of Police, Inservice Training Center, Collectorate Complex, Ramnad Dist	istcrmd@gmail.com
			Tirunelveli	0462-2562027	NP	NP	Deputy Suptd Of Police, Inservice Training Center, Indira Nagar, Near Anna Stadium, Ar Line, South High Ground Road, Palayamkottai, Tirunelveli-627002	istctirunelveli79@gmail.com
			Chennai	044-24958149	NP	NP	Police Computer Communication Centre, Raja Annamalai Puram, Chennai-28	pcccptb2012@gmail.com
24	Telangana	6	PTC, Amberpet	040-27408554/ 040-27403331	040-27401689	9440901929	Principal, Police Training College, Amberpet, Hyderabad, Telangana-500013	prlptcabpt@gmail.com
			PTC, Warangal	0870-2556494	0870-2556887	9440906777	Principal, Police Training College, Mamnoon, Warangal, Telangana-506166	prlptcwarangal@gmail.com
			PTC Karimnagar	0878-2224033	0878-2224034	9493549316	Principal, Police Training College, Karimnagar, Telangana-505001	principalptcknr07@gmail.com
			RBVRR TS Police Academy	040-24593380	040-24593201	9440627788	Director, RBVRR TS Police Academy, Chilkur Balaji Temple Road, Himayat Sagar, Hyderabad, Telangana 500075	tspa.hyd@gmail.com
			Octopus, Commando Training Centre	040-23418900	040-23407629	9490618563	Octopus, Commando Training Centre, Ibrahimpatnam, Ranga Reddy (Dist)-501506	ic.toctopuscontrl@gmail.com
			Greyhounds Training Centre	040-24409601	040-24409797	9490602772	Addl. DGP, Greyhounds, Greyhounds Training Centre, P.B.No.1, Puppallaguda post, Vyasnagar, Near Manchirevula (V), Gudipet (M), Ranga Reddy (Dist) -500089	ghscontrol@gmail.com

APPENDIX 1 -- (CONTINUED . . .)

SL. NO	NAME	TOTAL NO TRAINING INSTITUTES	NAME OF INSTITUTE	TELEPHONE NO.	FAX NO.	MOBILE NO	POSTAL ADDRESS	E-MAIL ADDRESS
(1)	(2)	(3)	(4)	(5)	(6)	(7)	(8)	(9)
25	Tripura	4	Ktds Police Training Academy	0381-2342287	NP	0381-2342287	Ktds Police Training Academy, Narsingarh, West Tripura, Pin-799105	ktdspta@tripurapolice.nic.in
			A.Ch.Rama Rao Tsr Training Centre	0381-2391390	NP	0381-2391390	A.Ch.Rama Rao Tsr Training Centre, R.K. Nagar, Khash Noagoan, West Tripura, Pin-799008	comdtacrtrtc@tripurapolice.nic.in
			Counter Insurgency & Anti Terrorist School (Ciats)	03826-220625	9436543870	03826-263321	Counter Insurgency & Anti Terrorist School (Ciats) Kachucherra, Dhalai District, Pin-799278	ciatker@gmail.com
			Central Training Institute (Hg & Cd)	0381-2903908	NP	0381-2903908	Central Training Institute (Hg & Cd), Purba Gakulnagar, Sepahijala District, Pin-799130	centraltraininginstitute.trg@gmail.com
26	Uttar Pradesh	11	Dr.B.R.A.Police Academy Moradabad	0591-2435733	0591-2435117	9454402535	Dr.B.R.A. Police Academy Moradabad- 244001	polacademy@up.nic.in
			Police TrainingCollege Moradabad	0591-2412817	0591-2412817	9454402536	Police TrainingCollege Moradabad- 244001	ptcmd@nic.in
			Police TrainingCollege Sitapur	05862-244263	05862-244263	94544012537	Police TrainingCollege Sitapur- 261001	ptctp@nic.in
			Armed Police TrainingCollege Sitapur	05862-244231	05862-244231	9454402538	Armed Police TrainingCollege Sitapur- 261001	adgstp@gmail.com
			Police Training School Meerut	0121-2708121	0121-2708121	9454402540	Police Training School Meerut 250001	ptsme-up@nic.in
			Police Training School Moradabad	0591-2435627	0591-2435627	9454402539	Police Training School Moradabad- 244001	igptsmd@gmail.com
			Police Training School Gorkhpur	0551-2281053	0551-2281053	9454402541	Police Training School Gorkhpur -273001	digpts_gkp@yahoo.in
			Police Training School Sultanpur	05144-234022	05144-234022		Police Training School Sultanpur- 228001	ptsstri@gmail.com
			Police Training Centre Unnao	05144-234022	05144-234022	9454402542	Police Training Centre Unnao-209871	digptcunnao@gmail.com
			Armed Police Training School Mirzapur	5443222424	5443222424	9454402543	Armed Police Training School Mirzapur- 231304	rtcchunar@gmail.com
Armed Police Training School Jaloun	NA	NA	7685633125/9454405416	Armed Police Training School Mirzapur- 285204	ptsjaloun@gmail.com ptsjangrol.jl@up.gov.in			
27	Uttarakhand	4	Ptc, Narendernagar	7550243799	01378-227245	7550243799	Police Training Center, Narendernagar, Tehri Garhwal	viceprincipalptcuk@gmail.com
			Atc, Haridwar	01334-270087	01334-270087	9411114546	Armed Training Center, Jwalapur, Haridwar	atcprincipal@radiffmail.com
			Rtc, Dehradun	0135-2716205	0135-2716204	9411112706	Reserve Police Line (Rtc), Dehradun	doonpolice@yahoo.com
			Rtc, 31Bn Pac, Udhamasinghnagar	5944-242773	05944-242228	05944-242773	Reserve Police Line (Rtc), 31Bn Pac, Udhamasinghnagar	commandant31pac@gmail.com



APPENDIX 1 -- (CONTINUED . . .)

SL. NO	NAME	TOTAL NO TRAINING INSTITUTES	NAME OF INSTITUTE	TELEPHONE NO.	FAX NO.	MOBILE NO	POSTAL ADDRESS	E-MAIL ADDRESS
(1)	(2)	(3)	(4)	(5)	(6)	(7)	(8)	(9)
28	West Bengal	10	Swami Vivekananda State Police Academy, West Bengal, Barrackpore	033-25923703	25920488	9073344260	Swami Vivekananda State Police Academy, West Bengal, Barrackpore, PIN -700 120	svspawb@gmail.com
			PTS Salua, Paschim Medinipur	03222-277238	NIL	9775202220	PTS Salua, Paschim Medinipur, PIN- 721 145	coefr2@gmail.com
			STC Salua, EFR 2nd Bn., Paschim Medinipur	03222-277238	NIL	9775202220	STC Salua, EFR 2nd Bn., Paschim Medinipur, PIN- 721 145	coefr2@gmail.com
			STC, SAP 4th Bn., Kasba, Raigunj, Uttar Dinajpur	03523-252660	03523-252695	9830201664	STC, SAP 4th Bn., Kasba, Raigunj, Uttar Dinajpur, PIN- 733 123	stcsap4thbn@gmail.com
			STC, SAP 9th Bn., Sandhya, Krishnanagar, Nadia	03472-227040	03472-227040	9434145444	STC, SAP 9th Bn., Sandhya, Krishnanagar, Nadia, PIN- 741 101	stcsandhyasap9thbn@gmail.com
			STC Dabgram, SAP 12th BN., Jalpaiguri	0353-2568379	0353-2568398	9083269480	STC Dabgram, SAP 12th BN., Jalpaiguri, PIN - 734 004	cosap12thbn@gmail.com
			STC Barjora, SAP 13th Bn., Bankura	03241-297051	0343-2543619	9083269560	STC Barjora, SAP 13th Bn., Bankura, PIN- 722 202	sap13bnbnbankura@gmail.com
			STC, SAP 1st Bn.Barrackpore	03302592-0213/0214	033-2594-6969	9051120007	STC, SAP 1st Bn.Barrackpore, PIN- 700 120	stcsap1stbn@gmail.com
			Police Training School, Kolkata, 247, A.J.C. Bose Road, Kolkata-700 027	2248-3808	033-22482068	9152819216	Police Training School, Kolkata, 247, A.J.C. Bose Road, Kolkata-700 027, PIN-700 014	kolkatapolicetrainingacademy@yahoo.com
Kolkata Police Training Academy, Uttar Arupara, Kamardanga, Ramrajatala, Dasnagar, Howrah	26575053 / 5057 / 4048	033-26575051	9830231630	Kolkata Police Training Academy, Uttar Arupara, Kamardanga, Ramrajatala, Dasnagar, Howrah, PIN- 711 112	NP			
29	A and N Islands	1	Police Training School, Prothrapur	03192-261597	03192-261598	9531856172	Police Training School, Prothrapur, South Andaman, P.O Brichgunj - 744103	viceprincipalpts@gmail.com
30	Chandigarh	1	Rtc, Sector-26 Chandigarh	0172-2750066	0172-2746100	9779948910 (DSP/ Training)	Rtc, Police Lines, Sector-26 Chandigarh	pdsptgr-chd@nic.in
31	Dadra and Nagar Haveli	1	Police Training School Saily	No Telephone exists	No Fax exists	9638543048	Police Training School Saily UT of Dadra & Nagar Haveli -396230	NP
32	Daman and Diu	0						

APPENDIX 1 -- (CONTINUED . . .)

SL. NO	NAME	TOTAL NO TRAINING INSTITUTES	NAME OF INSTITUTE	TELEPHONE NO.	FAX NO.	MOBILE NO	POSTAL ADDRESS	E-MAIL ADDRESS
(1)	(2)	(3)	(4)	(5)	(6)	(7)	(8)	(9)
33	Delhi	6	I) Police Training College, Jharoda Kalan	25315159	25315044	9999401789	Police Training College, Jharoda Kalan, New Delhi-110072	pptc@delhipolice.gov.in
			ii) Police Training School, Jharoda Kalan	25315159	25315044	9999401789	Police Training School, Jharoda Kalan, New Delhi-110072	ppts.jk@delhipolice.gov.in
			iii) Police Training School, Wazirabad	22967522	22963533	8750871375	Police Training School, Biharipur Wazirabad Delhi	ppts.wbad@delhipolice.gov.in
			Iv) Police Training School, Dwarka Sec-09	28081191	20892324	9899720128	Police Training School, Dwarka Sec-09, New Delhi	NP
			V) Specialized Training Centre, Rajender Nagar	28741442	28741442	9540827792	Specialized Training Centre, Ps Rajender Nagar, New Delhi	NP
			Vi) Academy For Smart Policing, Chanakya Puri	23794011	23794011	9891582062	Academy For Smart Policing, 7 Mother Teresa Crescent, New Delhi	NP
34	Jammu and Kashmir	7	Sher-I-Kashmir Police Academy (SKPA) Udhampur.	01992-270200	0199-270225	9419188811	NP	dirskpa@jkpolice.gov.in
			Police Technical Training Institute (PTTI) Vijaypur.	01923231734, 9419211922	01923-231734	9419180831	NP	pttivijaypur1998@gmail.com
			S. Prithinandan Singh Police Training School (Sps Pts) Kathua.	01922-234445, 9419158687	01922-234445	9419158687	NP	ptskathua@jkpolice.gov.in
			Police Training School (PTS) Manigam.	1942419213	0194-2419213	9419049929	NP	ptsmanigam@jkpolice.gov.in
			Subsidiary Training Centre (STC) Talwara, Reasi.	9419175029 01991-254846	01991-254846	9419175029	NP	stctalwara@jkpolice.gov.in
			Subsidiary Training Centre (STC) Sheeri, Baramulla.	1953246388, 01952246200	1953246388, 01952246201	9419040110	NP	stcsheeri@jkpolice.gov.in
			Commando Training Centre (CTC) Lethpora, Awantipora.	-	-	9419333786	NP	ctclethpora@jkpolice.gov.in
35	Ladakh	0						
36	Lakshadweep	0						
37	Puducherry	1	Police Training School, Puducherry	0413-2277609 & 0413-2272733	NP	9443269068	Office of The Superintendent of Police, Police Training School, Gorimedu, Puducherry	sppts.pon@nic.in
Total		203						



APPENDIX 2-- CAPF WISE TRAINING INSTITUTES IN INDIA

AS ON 01.01.2020

SL. NO	NAME	TOTAL NO TRAINING INSTITUTES	NAME OF INSTITUTE	TELEPHONE NO.	FAX NO.	MOBILE NO	POSTAL ADDRESS	E-MAIL ADDRESS
(1)	(2)	(3)	(4)	(5)	(6)	(7)	(8)	(9)
1	Assam Rifles	4	Assam Rifles Training Centre & School, Dimapur, Nagaland	3862261001	3862261002	3862265003	Assam Rifles Training Centre & School PIN – 900 300 c/o 99 APO	artc.dgar@gmail.com
			Assam Rifles Dog Training Centre, Jorhat, Assam	3762310439	3762310439	7637027281	Assam Rifles Dog Training Centre, Jorhat, Assam PIN-932 401 c/o 99 APO	ardog.trg@gov.in
			Assam Rifles Information Technology Centre, Silchar, Assam	3842267208	3842267208	9401231630	Assam Rifles Information Technology Centre, Silchar, Assam PIN-932 303	principalarit@gmail.com
			Assam Rifles Hill Driving School, Teliamura, Tripura	3842267157	3824261007	-	Assam Rifles Hill Driving School, Teliamura, Tripura PIN-932 029	-
2	Border Security Force	26	BSF Academy Tekanpur	07524-274100	274200	-	Tekanpur, Distt- Gwalior Pin-475005 (MP)	acy@bsf.nic.in
			TC&S Hazaribag	06546-236776	236476	-	Meru Camp, Hazaribagh, Pin-825317 Jharkhand	tcshzb@bsf.nic.in
			CSMT BSF Tekanpur	07524-274580	274013	-	Tekanpur, Distt- Gwalior Pin-475005 (MP)	csmt@bsf.nic.in
			NTCD BSF Tekanpur	07524-274100	274200	-	Tekanpur, Distt- Gwalior Pin-475005 (MP)	ntcd@bsf.nic.in
			CSWT BSF Indore	0731-2621030	2621030	-	Bijasan Road Indore MP)-475005	cswt@bsf.nic.in
			BIAAT BSF Dehradun	0135-2695879	2695879	-	BSF Institute of Adventure & Advance Training, Madhowala, Doiwala, Dehradun, Pin-248140(UK)	ddnbiaat@gmail.com
			GTS BSF New Delhi	011-29958162	29958162	-	Pushpa Bhawan, Floor No.2, Madangiri, New Delhi- 110062	bsfgts@bsf.gov.in
			STS-I BSF New Delhi	011-29962940	29962940	-	Tigri Camp-New Delhi-110062	stsnd@bsf.gov.in
			STS-II BSF Bengaluru	080-28478594	28478594	-	PO-Yelhanka, Bangalore, Karnataka-560064	stsbglr@bsf.nic.in
			STC BSF Srinagar	0194-2303396	2303396	-	Humhama, Srinagar, J&K – 182126	stcsgr@bsf.nic.in
			STC BSF Udhampur	01992-244507	244507	-	PO-Ronu, Dhar Road, Udhampur, J&K-182126	stcudhampur@bsf.nic.in
			STC BSF Kharkan Camp	01882-257088	257088	-	PO-Kharka Camp Distt- Hoshiarpur, PB-146001	stckcamp@bsf.nic.in
			STC BSF Jodhpur	0291-2573670	2570532	-	PO-BSF Campus Mandore Road, Jodhpur (Raj) – 342026	stcjd@bsf.nic.in
			STC BSF Chakur	02381-257785	257785	-	PO-Chakur, Distt-Latur, Maharashtra – 413513	stcckr@bsf.nic.in
			STC BSF Churachandpur	03874-234283	234283	-	Churachandpur, Manipur, 795128	stcccpur@bsf.nic.in
			STC BSF North Bengal	0353-2590812	2590030	-	Baikunthpur, PO- Salugara, Distt- Jalpaiguri- WB-734402	stcnb@bsf.nic.in
			STC BSF Hazaribag	06546-236627	236627	-	Meru Camp, Hazaribagh, Jharkhand-825317	stchzb@bsf.nic.in
			STC BSF Tekanpur	07524-275436	275436	-	Tekanpur, Distt-Gwalior- MP- 475005	stctkp@bsf.nic.in
			STC BSF Bengaluru	080-28478427	28478161	-	PO-Yelhanka, Bangalore, Karnataka – 560064	stcbglr@bsf.nic.in
			STC BSF Indore	0731-2882500	2882500	-	Bijasan Road, Indore,(MP)- 05	stcindore@bsf.nic.in
			SIW BSF New Delhi	011-26046835	26046835	-	Tigri Camp, Madangiri, New Delhi-110062	siw@bsf.nic.in
			CIAT BSF Karhalli, Bengaluru	080-28478427	28478161	-	PO-Karhalli, Distt Bangalore (North) Karnataka – 562110	stcbglr@bsf.nic.in
			NACP Okha, Gujarat	02892-0262410	2570060	-	Near Fisheries Research Centre, Okha, Mithapur, Gujarat – 361350	bsfnacp@bsf.nic.in
RTC BSF Chhawla	011-25317414	25317430	-	PO-Chhawla, New Dlehi-110071	comdt025@bsf.nic.in			
RTC BSF Bhondsi	0124-2266400	2265909	-	Vill- Bhondsi, Near badshapur, Distt- Gurgaon (Haryana)	comdt095@bsf.nic.in			
Artillery Training School, Faridkot	01639-250871	251870	-	Talwandi Road, Faridkot, PO&Distt-Faridkot, Punjab- 151203	hqregtarty@bsf.nic.in			

APPENDIX 2 -- (CONTINUED . . .)

SL. NO	NAME	TOTAL NO TRAINING INSTITUTES	NAME OF INSTITUTE	TELEPHONE NO.	FAX NO.	MOBILE NO	POSTAL ADDRESS	E-MAIL ADDRESS
(1)	(2)	(3)	(4)	(5)	(6)	(7)	(8)	(9)
3	Central Industrial Security Force	9	National Industrial Security Academy (NISA) Hyderabad	040-27773300	040-27863997	-	CISF NISA, Hkimpet, Hyderabad, Telangana, 500078	directornisa@cisf.gov.in
			Fire Service Training Institute (FSTI) Hyd	040-27861685 040-27773619	040-27861685	8500231354	CISF, FSTI, NISA Campus, Post:- Hakimpet, Hyderabad, Medchal Distt, Telangana. 500078	digfsti@cisf.gov.in
			RTC Arakkonam (TN)	04177-246400	04177-246400	9025526985	CISF RTC Arakkonam Suraksha Campus, Dist-Ranipet, Tamil Nadu-631152	rtc-arakkonam@cisf.gov.in
			RTC Barwaha(MP)	07280-224307	07280-223595	9088054184	CISF RTC Barwaha, Dist:-Khargone, Madhya Pradesh 451115	rtc-barwaha@cisf.gov.in
			RTC Bhilai (CG)	0788-2970912	-	-	CISF RTC Bhilai, Post-Utai, Dist- Durg, Chattisgarh 491107	rtc-bhilai@cisf.gov.in
			RTC Deoli (Raj)	01434-232040	01434-232199	9868923462	CISF RTC Deoli, Dist, Tonk, Rajasthan, 304804	rtc-deoli@cisf.gov.in
			MPRTC Behror (Raj)	01494-248003	01494-248003	-	CISF MPRTC Behror, CISF Camp, Anantpura, Alwar, Rajasthan 301713	rtc-behror@cisf.gov.in
			KRTC Mundali	0671-2879563/60	-	-	CISF KRTC Mundali, Cuttak, Odisha 754013	rtc-mundali@cisf.gov.in
			Dog Training School, Ranchi.	07280-222258	-	-	CISF 2ND Res. Bn., Ranchi Opposite CRPF CTC Camp, Kute (Tiril Ashram), Post:-Dhurva, Distt:- Ranchi, Jharkhand-834004	rb-2nd@cisf.gov.in
4	Central Reserve Police Force	22	Recruit Training Centre Srinagar	0194-2303690	0194-2303807	9425430034	C/O 56 APO, J&K-190021	rtcfour@crpf.gov.in
			Recruit Training Centre Neemuch	07423-221031	07423-222749	9471747373	Neemuch (MP)-458445	rtcone@crpf.gov.in
			Recruit Training Centre Rajgir	06132-262008	06132-262017	7350008955	Rajgir (Bihar)-803116	rtcfive@crpf.gov.in
			Recruit Training Centre Peringone	04985-237112	04985-236241	9446062480	Arwanchal (PO), Kannur, Kerala - 670353	rtcthree@crpf.gov.in
			Recruit Training Centre Avadi	044 -26840312	044 -26842109	NP	Avadi, Chennai, (TN)-600065	rtctwo@crpf.gov.in
			Recruit Training Centre Amethi	05368-233022	05368-233083	9424206461	Trisundi, PO-Ramganj, Amethi (UP)-228159	pplrtcmt@crpf.gov.in
			Recruit Training Centre Latur	02382-267412	02382-267414	9414003417	Mahadev Nagar, Barshi Road, Latur (Mah)-413531	pplrtcitr@crpf.gov.in
			Recruit Training Centre Jodhpur	01509-220009	01509-223233	9414136964	Tibba Colony, Suratgarh, Sriganaganagar (Rajasthan)-335804	rtcdpr@crpf.gov.in
			Central Training College Gwalior	0751-2560266	0751-2650245	9999563615	AB Road, Panihar, Gwalior (MP)-744001	ctcfour@crpf.gov.in
			Central Training College Neemuch	07423-220224	07423-225772	9462273747	Neemuch (MP)-458441	ctcone@crpf.gov.in
			Central Training College Mudkhed	02462 - 275464	02462-275619	8510000004	Mudkhed, Nanded (Mah)	ctcthree@crpf.gov.in
			Central Training College Coimbatore	0422 - 2460600	0422 - 2461741	9978406288	Thopampatti, Coimbatore (TN)-641017	pplcttwo@crpf.gov.in
			Central Training College(Technical) & Information Technology, Ranchi	0651-2600017	0651-2601005	9430112196	Tiril Ashram, Dhurva, Ranchi (JKD)-834004	hqctcit@crpf.gov.in
			CRPF Academy, Gurgaon	0124-24360512	0124 -2269602	9868122209	Kadarpur, Haryana	diracdgg@crpf.gov.in
			Internal Security Academy, Mount Abu	02974 - 238593	02974 - 235241	NP	Mount Abu, Rajasthan	dirisa@crpf.gov.in
			Counter Insurgency & Anti Terrorism School Silchar	03841 -280558	03841-280456	9435724513	Udharbond, Silchar (Asm)-788030	ciat@crpf.gov.in
			Counter Insurgency & Anti Terrorism School Shivpuri	07492-225702	07492-225700	9451740995	Shivpuri (MP)-473551	pplciatsvp@crpf.gov.in
			Counter Insurgency & Anti Terrorism School Chittoor	08586-510540	08586-510546	9485077700	Kalikiri, Chittoor (AP)-517234	pplciactr@crpf.gov.in
			Dog Breeding & Training School Taralu (Karnataka)	080-28432020	080-28432020	NP	Kaglipura, Taralu, South Bengalore-560082	dbts@crpf.gov.in
			COBRA School for Jungle Warfare & Tactics Belgaum	9482584659	NP	9482584659	PB No. 26, HSG-01, Head Post Office, tg ORALI, Khanapur, Belgaum-590001	csjwbgm@crpf.gov.in
			RAF Academy for Public Order, Meerut (UP)	NP	0121-2441063	NP	c/o 108 Bn RAF, Vedyas Puri, Partapur, Meerut	NP
			Institute of IED Management, Pune (Mah)	02114-255456	NP	9523101653	GC CRPF Campus, PO- Vishnupuri, Talegaon, Pune-410507	NP



DATA ON POLICE ORGANIZATIONS

APPENDIX 2 -- (CONTINUED . . .)

SL. NO	NAME	TOTAL NO TRAINING INSTITUTES	NAME OF INSTITUTE	TELEPHONE NO.	FAX NO.	MOBILE NO	POSTAL ADDRESS	E-MAIL ADDRESS
(1)	(2)	(3)	(4)	(5)	(6)	(7)	(8)	(9)
5	Indo-Tibetan Border Police	17	ITBP Academy, Mussoorie (UKD)	0135-2632873	0135-2632129	9530902764	ITBP Academy, P.O- Mussoorie, Distt- Dehradun (UKD) Pin-248179	igacademy@itbp.gov.in
			Basic Trg. Centre (BTC) Bhanu, Panchkula (HRY)	01733- 258064	01733-266090		Basic Trg Centre, P.O- Bhanu Camp, Distt- Panchkula (HR) PIN-134103	itcellbtc@itbp.gov.in
			Mountaineering & Skiing Institute Auli, Joshimath (UKD)	01389-223203	01389-223203	9411383999	Mountaineering & Skiing Institute, ITBP, AULI,P.O.-Joshimath, Distt- Chamoli (Uttarakhand),PIN-246443	itcellmsi@itbp.gov.in
			Recruit Training Centre, Kimin (Arunachal Pradesh)	0360-2255350	0360-2255345	9485104907	RTC Kimin ITBP Police Force, Kimin Distt.- Papumpare, Arunachal Pradesh-791121	digrtckm@itbp.gov.in
			Recruit Training Centre, Karera (MP)	07493-25222	07493-252209	9868176442	RTC Karera ITBP, PO- Karera, Distt- Shivpuri, (Madhya Pradesh)-473662	itcellrtckr@itbp.gov.in
			Recruit Training Centre, Sivagangai (Tamil Nadu)	04575- 254201	04575-254204	8937877123	Recruit Training Centre, Sivagangai,Vill: Illupaikudi, Po- Padamathur, Distt-Sivagangai, Tamil Nadu, PIN-630562	itcellrtcsg@itbp.gov.in
			Central Training College Alwar (RAJ)	01468-233000	01468-233000	9401003439	Central Training College, ITB Police Force (MHA) Aravali Camp, PO- Sahdoli, Tehsil- Ramgarh Distt- Alwar (Rajasthan) 301028	itcellctcollege@itbp.gov.in
			upport Weapon Training School, Karera(MP)	07493-253057	07493-253057	9915255464	SWTS, ITB Police. P.O. Karera. District Shivpuri(Mp)	itcellwpntrgschool@itbp.gov.in
			Counter Insurgency Jungle Warfare School, Belgaum (Karnataka)	0831-2416322	0831-2416322	9463619504	CIJW School Halbhavi Camp, PO Vantamuri Dist- Belagavi (Karnataka) PIN- 591156	digcijw.itbp.nic.in
			Mountain Driving School, Almora (UKD)	05962-241085	05962-241085	9958181614	Mountain Driving School, Indo Tibetan Border Police Force Katarmal Camp Kosi Almora (U.K) PIN- 263643	itcellmntdvgtrg.itbp.gov.in
			Signal Training School (STS) Shivpuri (MP)	07492-224906	0792-223070		Signal Training School, ITBP,DISTT- Shivpuri, Madhya Pradesh, PIN - 473551	itcellsigtrgschool@itbp.gov.in
			Animal Training School, Lohitpur	3804266089	3804266087	9560660026	ATS, ITBP, Lohitpur, Tezu, Distt. Lohit, Arunachal Pradesh, PIN 792001	itcellanmltrgschool@itbp.gov.in
			National U.N.Civpol Centre, Tigri New Delhi	011-26045077	011-26045077	9968289601	UN Civpol, 22 Bn, ITBP, TIGRI CAMP, PO- Madangir, New Delhi-110062	uncivpol@itbp.gov.in
			Clerical Training School, Saboli, Sonapat (HRY)	011-27281798	011-27284598	9871158006	Clerical Training School, SS BN, I.T.B.P Saboli Camp, PO: Nathupur, Tehsil & Distt- Sonapat (Haryana)	comdtssbn@itbp.gov.in
			High Altitude Medical School, Leh (Ladakh)	1982264410	01982-264079	9419219292	High Altitude Medical Training School (Hamts),(Ladakh) C/O 56 APO	hamedtrgsch@itbp.gov.in
			National Institute For Training In Search, Rescue And Disaster Response, (NITSRDR) Ramgarh Bhanu Panchkula (HRY)	01733-0258064	01733-258575	9425403955	National Institute For Training In Search, Rescue And Disaster Response (NITSRDR), Sector-26, Panchkula (Haryana)-134116	comdtnitsrdr@itbp.gov.in
National Training Centre For Dogs & Animals, Bhanu	01733-258064	01733-258575	9425403955	National Training Centre For Dogs And Animals (NTCD&A),BTC, PO- Bhanu, ITBP, Panchkula, Haryana - 134103	itcellbtc@itbp.gov.in			
6	National Disaster Response Force	1	NDRF Academy, Nagpur	0712-2980244	NA	NA	NDRF Academy,61/1, CIVIL LINES, Nagpur-440001	ndrfacademy@gmail.com
7	National Security Guards	1	Training Centre, NSG Manesar (Gurgaon) HR-122051	0124-2864800	0124-2864590	7889606188	Manesar(Gurgaon) HR-122051	igtrg@nsg.gov.in

APPENDIX 2 -- (CONTINUED . . .)

SL. NO	NAME	TOTAL NO TRAINING INSTITUTES	NAME OF INSTITUTE	TELEPHONE NO.	FAX NO.	MOBILE NO	POSTAL ADDRESS	E-MAIL ADDRESS
(1)	(2)	(3)	(4)	(5)	(6)	(7)	(8)	(9)
8	Railway Protection Force	13	ZTC/Nasik/CR	0253-2462510/11	-	9503011701 & 7219611703/04	Samangaon Rd, Nashik, Maharashtra-422214	ztcprfnk@gmail.com
			TC/Mokama Ghat	-	-	7763989832	RPF/TC Mokama Ghat, Dist- Patna, Bihar	ptcrpftcmkg@gmail.com
			RPF/Multi Disciplinary Specialized Training institute/ER	-	-	9002027111	RPF/MDSTI/E.Rly, Kanchrapara (Officers Colony), Dist- 24 pgs (North), WB-743145	rpftzckpa@gmail.com
			RPF/ZTC/SFG/PRYJ	0532-2435092	-	9794832218	ZTC/RPF/NCR/SFG, Pryagraj- Pin-211015	rpftzcsbedarganj@gmail.com
			ZTC/Gorakhpur	-	-	9794840707	ZTC/NER, Gorakhpur, UP-273012	ptcrpfgkp@gmail.com
			TC/Domohani	03561-233054	03561-233054	9002052709	PO- Domohani, PS-Mainaguri, Dist- Jalpaiguri (WB)-735302	rpftc.doi@gmail.com
			TC/Bandikui	095-43954	-	9001199744	West Side of Rly Station Bandikui, Dist-Dausa, Rajasthan-303313	
			RPF/TC/MLY	040-27783232	--	9701370714	RPF Training Centre, Moula-Ali, Opp HMT Bearings, Hyderabad-500040, Telangana	hm_tmly@gmail.com
			RPF/ZTI/KGP	080-62838	-	9002081701	6th Avenue, South Development, PO+PS-Kharagpur, Dist-Paschime Medinipur (WB) 721301	rpftzikgp@gmail.com
			TC/Trichy	0431-2352386	-	9003864723	RPF/TC Gardern, Kajamalai, Trichy, Tamil Nadu, Pin Code;620023.	principalctkg@gmail.com
			ZTC Dog/ Podanur	0422-201800	-	9047893780	ZTC for Dog, RPF, No.443, Vellalore Road, 20 Block, opposite Rly. Colony, Podanur, Coimbatore, Pin code -641023	Ztcdptz@gmail.com
			ZTC, Valsad/WR	2632248562	-	9724048496	ZTC/RPF, Dharamapur Road Valsad-396001	principalrpfwbwtr@gmail.com
J.R.RPF Academy Lucknow	0522-2450341	0522-2451730 & 2450341	9794833743	Manak Nagar, Lucknow, (UP)-226011	directorjrrpfacademy@gmail.com			
9	Sashastra Seema Bal	12	SSB Academy Bhopal	0755-2867509	0755-2867509	7298080786	Govt. Of india (MHA), office of the Director, Shastra Seema Bal Academy Bhopal (MP), Pin Code-462036	ssb.academy-ctrl@ssb.gov.in
			CTC SSB Srinagar (UK)	01346-250450	01346-250450	8859300001	The Dy. Inspector General, CTC, SSB, Srinagar Garhwal, Post:- Srinagar, Distt-Pauri, Uttarakhand, Pin -246174	digctscng.ssbuk@gov.in
			CTC SSB Sapri (HP)	01970-223389	01970-223389	9720214441	The Dy. Inspector General, CTC, SSB, Sapri PO & Tehsil:- Jawalamukhi Distt:-Kangra (H.P) Pin -176031	warbdwo-ctcsapri-ssb@gov.in
			RTC Salonibari (Assam)	03712-258650	03712-258650	9419299688	The Dy. Inspector General, RTC, SSB, Salonibari, PO:-Salonibari, Distt:-Sonitpur (Assam), Pin-784101	digtcslb@gmail.com
			RTC Supaul (Bihar)	98854557831	-	6203818481	The Dy. Inspector General, RTC, SSB, Supaul, Vill:- Asanpur Kupaha, P.O :- Parsa Madho, Distt:-Supaul (Bihar), Pin:-852138	rtcsssupaul@gmail.com
			RTC Gorakhpur (UP)	0551-2260043	2260139	7979803755	The Dy. Inspector General, RTC, SSB, Gorakhpur, FCIL Complex, PO:-Gorakhpur, Distt:-Gorakhpur (UP), Pin:-273007	rtcgkpsb@gmail.com
			RTC Alwar (Raj)	0149-231524	01492-231524	9695553672	The Dy. Inspector General, RTC, SSB, Alwar, VPO-Roond Maujpur, Teh:- Laxmangarh, Distt:- Alwar (Raj), Pin:-321633	rtcssbalwar@gmail.com
			CI&JW School Gwaldam (UK)	01363-274269	01363-274270	9412566243	The Dy. Inspector General, RTC, SSB, CI&JW School, SSB, Gwaldam, Distt:-Chamoli (UK), Pin Code-246441	trgcijwgdm@gmail.com
			Intelligence Training School, Kolkata	033-24431843	033-24431843	8902498680	The Senior Instructor, ITS, SSB, Kolkata Plot No. 1/21, Block-J, Sector-III, L Kasba Industrial Estate, Kolkata, Pin-700107 (WB)	qm-itskol@ssb.gov.in
			TTC Kasumpati (HP)	0177-2620470	0177-2620470	9990778206	The Commandant Telecom Trining Centre, (TTC), SSB, Down Kothi Kasumpati, Shimla (HP), Pin-171009	ttckasumpati.ssb@gov.in
			Dog Training Centre, Dera Alwar (Raj)	01464-252100	01464-252100	9999479026	The Commandant (Vety) Dog Training Cum Breeding Centre, SSB, Dera, PO:-Reni, Distt:- Alwar (Raj), Pin:-301409.	dtcssbalw@gmail.com
			Medic Training Centre Shimla (HP)	0177-2652329	0177-2652329	9434738202	The Commandant (Medical), MTC, SSB, Shimla, Fir Hill Shimla (HP)	mtc.comdt-ssb@nic.in
Total		105						



**APPENDIX 3-- STATE/UT - WISE PAY SCALES FROM THE RANK OF CONSTABLE TO DY. SUPERINTENDENT OF POLICE
AS ON 01.01.2020**

Sl. No.	STATES/UTs	ASP/DY.SP/ ASSTT. COMMANDANT	INSPECTOR / RI	S.I./RSI	A.S.I./ARSI	HEAD CONSTABLE	CONSTABLE
(1)	(2)	(3)	(4)	(5)	(6)	(7)	(8)
1	Andhra Pradesh	40270-93780	35120 -87130	28940 -78910	23100 -67990	21230-63010	16400 -49870
2	Arunachal Pradesh	Level-10	Level-7	Level-6	Level-5	Level-4	Level-3
3	Assam	30000-110000. GP 12700	22000-97000 GP 10300	14000-60500 GP 8700	14000-60500 GP 7400	14000-60500 GP 6800	14000-60500 GP 5600
4	Bihar	Level-9 53100 - 93000	Level-7 44900 - 78800	Level-6 35400 - 62200	Level-5 29200 - 51100	Level-4 25500 - 44800	Level-3 21700 - 38300
5	Chhattisgarh	Level-12 (56100-177500)	Level-09 (38100-120400)	Level-08 (35400-112400)	Level-06 (25300-80500)	Level-05 (22400-71200)	Level-04 (19500-62000)
6	Goa	Level-10 Rs.56100 - 177500	Level-7 Rs.44900 -142400	Level-6 Rs.35400 -112400	Level-4 Rs. 25500-81100	Level-4 Rs. 25500- 81100	Level-2 Rs. 19900 - 63200
7	Gujarat	53,100-1,67,800	44,900-1,42,400	39,900-1,26,600	25,500-81,100	21,700-69,100	18000-56,900
8	Haryana	Level-10, 51600	Level-7, 44900	Level-6, 35400	Level-5, 29200	Level-4, 25500	Level-3, 21700
9	Himachal Pradesh	Band Pay Rs. 15600-39100+ Grade Pay Rs. 5400	Band Pay Rs. 10300- 34800+ Grade Pay Rs. 4800	Band Pay Rs. 10300- 34800+ Grade Pay Rs. 4600	Band Pay Rs. 10300-34800+ Grade Pay Rs. 4400	Band Pay Rs. 10300- 34800+ Grade Pay Rs. 3600	Band Pay Rs. 5,910-20,200+ Grade Pay Rs. 1,900/-
10	Jharkhand	PB II - 9300-34800 (Grade Pay 5400) 7th pay revision Pay Matrix Level-09, Rs. 53100/-	PB II - 9,300- 34800 (Grade Pay 4600) 7th pay revision Pay Matrix Level-07, Rs. 44900/-	PB II - 9,300- 34800 (Grade Pay 4200) 7th pay revision Pay Matrix Level-06, Rs. 35400/-	PB I - 5200-20200 (Grade Pay 2800) 7th pay revision Pay Matrix Level-05, Rs. 29200/-	PB I - PB I - 5200-20200 (Grade Pay 2400) 7th pay revision Pay Matrix Level-04, Rs. 25500/-	PB I - 5200-20200 (Grade Pay 2000) 7th pay revision Pay Matrix Level-03, Rs. 21700/-
11	Karnataka	52650-97100	43100-83900	37900-70850	30350-58250	27650-52650	23500-47650
12	Kerala	45800-89000	39500-83000	32300-68700	30700-65400	27800-59400	22200-48000
13	Madhya Pradesh	(i) Level 12-56100- 177500 (ii) Level 11-67300- 206900 (iii) Level 10-79900- 211700	Level 9-42700- 135100	Level 8-36200- 114800	Level 6-28700- 91300	Level 5-25300- 80500	Level 4-19500- 62000
14	Maharashtra	15600-39100 (Grade Pay) 5400, Level S-20	9300-34800 (Grade Pay) 5000, Level S-19	9300-34800 (Grade Pay) 4300, Level S-14	5200-20200 (Grade Pay) 2800, Level S-10	5200-20200 (Grade Pay) 2500 + (Spl.Pay) 500, Level S-9	5200-20200 (Grade Pay) 2000 + (Spl.Pay) 500, Level S-7
15	Manipur	Level-12 in the pay matrix 53100-16780	Level-9 in the pay matrix 43300-137100	Level-8 in the pay matrix 38800-123100	Level-5 in the pay matrix 25500-81100	Level-4 in the pay matrix 21700-69100	Level-3 in the pay matrix 19900-63200
16	Meghalaya	Level - 15, Initial Basic pay Rs. 45,600/-	Level - 12, Initial Basic Pay Rs.39,400/-	Level - 11, Initial Basic Pay Rs.37,800/-	Level - 6, Initial Basic Pay Rs. 26,500/-	Level - 5, Initial Basic Pay Rs.24,700/-	Level - 4, Initial Basic Pay Rs.22,200/-
17	Mizoram	Level-10; Rs.56,100/-	Level- 8, Rs.44,900/-	Level- 7, Rs.39,100/-	Level- 6, Rs.35,400/-	Level- 4, Rs.25,500/-	Level- 2, Rs.19,900/-

APPENDIX 3 -- (CONTINUED . . .)

Sl. No.	STATES/UTs	ASP/DY.SP/ ASSTT. COMMANDANT	INSPECTOR / RI	S.I./RSI	A.S.I./ARSI	HEAD CONSTABLE	CONSTABLE
(1)	(2)	(3)	(4)	(5)	(6)	(7)	(8)
18	Nagaland	Level - 13	Level - 11	Level - 8	Level - 6	Level - 5	Level - 3
19	Odisha	Level - 12 56100 to 1,77,500	Level - 10 44,900 to 1,42,400	Level - 9 35,400 to 1,12,400	Level - 8 26,200 to 92,300	Level - 7 25,500 to 81,100	Level - 5 21,700 to 79,100
20	Punjab	Band Pay Rs. 15600-39100+Grade Pay Rs. 5400 (Initial Pay Rs. 21000/-)	Band Pay Rs. 10300- 34800+ Grade Pay Rs. 4800 (Initial Pay 18250)	Band Pay Rs. 10300-34800+ Grade Pay Rs. 4600 (Initial Pay 18030)	Band Pay Rs. 10300-34800+ Grade Pay Rs. 4400 (Initial Pay 17420)	Band Pay Rs. 10300-34800+ Grade Pay Rs. 3600 (Initial Pay 14430)	Band Pay Rs. 10300-34800+ Grade Pay Rs. 3200 (Initial Pay 13500)
21	Rajasthan	Level - 14	Level - 12	Level - 11	Level - 10	Level - 8	Level - 5
22	Sikkim	9300-34800 +5400 (Level 16 in Revised Pay 2018)	9300-34800 +5000 (Level 15 in Revised Pay 2018)	9300-34800 +4200 (Level 12 in Revised Pay 2018)	5200-20200 +3800 (Level 11 in Revised Pay 2018)	5200-20200 +3400 (Level 10 in Revised Pay 2018)	5200-20200 +2400 (Level 6 in Revised Pay 2018)
23	Tamil Nadu	Level-22 56100-177500	Level-20 37700-119500	Level-18 36900-116600	-	Level-10 20600-65500	(i) Level-8 19500-6200(for Constable Grade-I) (ii) Level-5 18200-57900 (for Constable Grade-II)
24	Telangana	40270 - 93780	35120 - 87130	28940 - 78910	23100 - 67990	21230 - 63010	16400 - 49870
25	Tripura	Pay - 54000 Level - 14, Cell-1	Pay - 47600 Level - 13. Cell-1	Pay - 34700 Level - 10, Cell-1	Pay - 25300 Level - 8, Cell-1	Pay - 21400 Level - 7, Cell-1	Pay - 20700 Level - 6, Cell-1
26	Uttar Pradesh	15600-29100 Revised pay matrix level-10(56100-177500)	9300-34800 Revised pay matrix level-6 (44900-142400)	9300-34800 Revised pay matrix level-6 (35400-112400)	5200-20200 Revised pay matrix level-5 (29200- 92300)	5200-20200 Revised pay matrix level-4 (25500-81100)	5200-20200 Revised pay matrix level-3 (21700-69100)
27	Uttarakhand	Level-10 (56100-177500)	Level-8 (47600- 151100)	Level-7 (44900- 142400)	Level-5 (29200- 92300)	Level-4 (25500- 81100)	Level-3 (21700- 69100)
28	West Bengal	Level-16 (Rs. 56100-144300)	Level-14 (Rs. 39900-102800)	Level-10 (Rs. 32100-82900)	Level-08 (Rs. 27000-68900)	NIL	Level-06 (Rs. 22700-58500)
29	A & N Islands	Level-8	Level-7	Level-6	Level-5	Level-4	Level-3
30	Chandigarh	15600-39100 GP 5400	10300-34800 GP 4800	10300-34800 GP 4600	10300-34800 GP 4400	10300-34800 GP 3600	10300-34800 GP 3200
31	D & N Haveli	Level-10	Level-07	Level-06	Level-05	Level-04	Level-03
32	Daman & Diu	Level-10 (56100-177500)	Level-7 (44900- 142400)	Level-6 (35400- 112400)	Level-5 (29200- 92300)	Level-4 (25500- 81100)	Level-3 (21700- 69100)
33	Delhi	Level-8 to 11 (Rs. 47600- 208700)	Level-7 (Rs. 44900-142400)	Level-6 (Rs. 35400-112400)	Level 5 & 6 (Rs.29200-92300 & 35400-112400)	Level-4 (Rs. 25500-81100)	Level-3 (Rs.21700- 69100)
34	Jammu and Kashmir	Level-08 (47600-151100)	Level-6E (35900- 113500)	Level-6C (35700-113100)	Level-6 (35400- 112400)	Level-5 (29200- 92300)	Level-3A (25300- 80500)
35	Ladakh	Level-08 (47600-151100)	Level-6E (35900- 113500)	Level-6C (35700-113100)	Level-6 (35400- 112400)	Level-5 (29200- 92300)	Level-2 (19900- 63200)
36	Lakshadweep	47600	44900	35400	29200	25500	21700
37	Puducherry	Level - 8	Level - 7	Level - 6	Level - 5	Level - 4	Level - 3



APPENDIX 4-- CAPF WISE PAY SCALES FROM THE RANK OF CONSTABLE TO ASSTT COMMANDANT

AS ON 01.01.2020

SL. NO.	CENTRAL ARMED POLICE FORCE & SPECIALISED FORCE	ASSTT COMMANDANT	SUBEDAR MAJOR	INSPECTOR	S.I.	A.S.I.	HEAD CONSTABLE	CONSTABLE
(1)	(2)	(3)	(4)	(5)	(6)	(7)	(8)	(9)
1	Assam Rifles	Level-10 56100	Level-08 47600	Level-07 44900	Level-06 35400	Level-05 29200	Level-04 25500	Level-03 21700
2	Border Security Force	Level-10 15600-39100	Level-8 9300-34800	Level-7 9300-34800	Level-6 9300-34800	Level-5 5200-20200	Level-4 5200-20200	Level-3 5200-20200
3	Central Industrial Security Force	Level-10 in Pay Matrix (56100-177500)	No Post Exists in CISF	Level-7 in Pay Matrix (44900-142400)	Level-6 in Pay Matrix (35400-112400)	Level-5 in Pay Matrix (29200-92300)	Level-4 in Pay Matrix (25500-81100)	Level-3 in Pay Matrix (21700-69100)
4	Central Reserve Police Force	Level 10 in the Pay Matrix (Rs. 56100 - 177500)	Level 8 in the Pay Matrix (Rs. 47600 - 151100)	Level 7 in the Pay Matrix (Rs. 44900 - 142400)	Level 6 in the Pay Matrix (Rs. 35400 - 112400)	Level 5 in the Pay Matrix (Rs. 29200 - 92300)	Level 4 in the Pay Matrix (Rs. 25500 - 81100)	Level 3 in the Pay Matrix (Rs. 21700 - 69100)
5	Indo-Tibetan Border Police	56100-177500	47600-151100	44900-142400	35400-112400	29200-92300	25500-81100	21700-69100
6	National Disaster Response Force	Level- 10-56100-177500	NP	Level- 07-44900-142400	Level-06- 35400-112400	Level-05- 29200-92300	Level-04- 25500-81100	Level-03- 21700-69100
7	National Security Guards	Level-10	NP	Level-7	Level-6	Level-5	Level-4	Level-3
8	Railway Protection Force	Level-10	NP	Level-7	Level-6	Level-5	Level-4	Level-3
9	Sashastra Seema Bal	Level- 10 in Pay Matrix (56100-177500)	Level-08- 47600-151100	Level-7 in Pay Matrix (44900-142400)	Level-6 in Pay Matrix (35400-112400)	Level-5 in Pay Matrix (29200-92300)	Level-4 in Pay Matrix (25500-81100)	Level-3 in Pay Matrix (21700-69100)

APPENDIX 5-- STATE/UT WISE TERRORISM / EXTREMISM AFFECTED POLICE DISTRICTS DURING THE CALENDAR YEAR 2019

AS ON 01.01.2020

Sl. No.	STATES/UTs	NUMBER OF POLICE DISTRICTS AFFECTED FROM TERRORIST / EXTREMIST
(1)	(2)	(3)
1	Andhra Pradesh	6
2	Arunachal Pradesh	3
3	Assam	16
4	Bihar	17
5	Chhattisgarh	14
6	Goa	0
7	Gujarat	0
8	Haryana	0
9	Himachal Pradesh	0
10	Jharkhand	22
11	Karnataka	0
12	Kerala	5
13	Madhya Pradesh	2
14	Maharashtra	3
15	Manipur	16
16	Meghalaya	0
17	Mizoram	0
18	Nagaland	11
19	Odisha	15
20	Punjab	0
21	Rajasthan	0
22	Sikkim	0
23	Tamil Nadu	0
24	Telangana	8
25	Tripura	0
26	Uttar Pradesh	3
27	Uttarakhand	NA
28	West Bengal	5
29	A & N Islands	0
30	Chandigarh	0
31	D & N Haveli	0
32	Daman & Diu	0
33	Delhi	0
34	Jammu and Kashmir	15
35	Ladakh	0
36	Lakshadweep	0
37	Puducherry	0
	All India	161



APPENDIX 6-- CENTRAL INVESTIGATION AGENCIES & OTHER CENTRAL POLICE ORGANIZATIONS (CPOs) WISE TRAINING INSTITUTES IN INDIA

AS ON 01.01.2020

Sl. No	CENTRAL INVESTIGATION AGENCIES & OTHER CENTRAL POLICE ORGANISATIONS (CPOs)	TOTAL NO	NAME OF INSTITUTE	TELEPHONE NO.	FAX NO.	MOBILE NO	POSTAL ADDRESS	E-MAIL ADDRESS
(1)	(2)	(3)	(4)	(5)	(6)	(7)	(8)	(9)
1	Bureau of Police Research & Development (BPR&D)	6	CAPT, Bhopal	0755-2900144	2706000	9425300001	Central Police Training Academy, Kanhasaiya, PO Kokta Bhopal - 462001	dir.capt@bprd.nic.in
			CDTI, Chandigarh	0172-2602216	172660312	9416026927	Central Detective Training Institute, CFIs Complex, Dakshin Marg, Sector 36/A Chandigarh- 160036	cdts.chd@nic.in
			CDTI, Hyderabad	040-27038182	27036865	7005101003	Central Detective Training Institute, Ramnathpur, PO Amberpet Pin - 500013 (Telangana), Hyderabad	edtshyderabad@nic.in
			CDTI, Kolkata	033-22841049	22844579	9874247569	Central Detective Training Institute, Park Circus, 30 Gora Chand Road Kolkata - 700014 (West Bengal)	cdts.kol@bprd.nic.in
			CDTI, Ghaziabad	0120-2986732	120-2986732	9968892424	Central Detective Training Institute, Sector - 19, Kamla Nehru Nagar, Ghaziabad - 201002 (Uttar Pradesh)	ppledtsqzb@bprd.nic.in
			CDTI, Jaipur	0140-2236098	1412232873	9752271777	Central Detective Training Institute, Block A& B Kandriya Sadan Sector 10, Vidyadhar Nagar Jaipur 302023	edts.bdrdjaipur@gmail.com
2	Central Bureau of Investigation (CBI)	1	CBI / Training Academy	0120-2781725	0120-2755999	9958947773	CBI Academy, Ghaziabad, UP	-

APPENDIX 6 -- (CONTINUED . . .)

Sl. No	CENTRAL INVESTIGATION AGENCIES & OTHER CENTRAL POLICE ORGANISATIONS (CPOs)	TOTAL NO	NAME OF INSTITUTE	TELEPHONE NO.	FAX NO.	MOBILE NO	POSTAL ADDRESS	E-MAIL ADDRESS
(1)	(2)	(3)	(4)	(5)	(6)	(7)	(8)	(9)
3	Directorate of Coordination Police Wireless (DCPW)	2	Central Police Radio Training Institute	011-25860390, 011-25728739	011-25785519	8800673936	Central Police Radio Training Institute, Vandematram Road, New Delhi -110060	rkverma@dcpw.gov.in
			Regional Police Wireless Training Institute (RPWTI)	0172-2920037	0172-2920037	-	Regional Police Wireless Training Institute (RPWTI), Sector 25 D, Chandigarh-160023	-
4	Lok Nayak Jayaprakash Narayan National Institute of Criminology & Forensic Science (LNJN-NICFS)	1	LNJN National Institute of Criminology and Forensic Science	011-27514161 011-2752191	011-27510586 011-27511571	-	LNJN NICFS, Sector-03, Rohini, Outer Ring Road, Delhi-110085	adm.nicfs@nic.in
5	National Crime Records Bureau (NCRB)	2	NCRB, Hqrs. New Delhi	26735433	01126782257	9319063855	NH-8, Mahipalpur, New Delhi-110037	training@ncrb.nic.in
			CFPB, Kolkata	033-22841312	033-22841312	9433202746	30, Gorachand Road, Kolkata-700014	cfpbkolkata@ncrb.nic.in
6	North Eastern Police Academy (NEPA)	0	Not Applicable	Not Applicable	Not Applicable	Not Applicable	Not Applicable	Not Applicable
7	National Investigation Agency (NIA)	0	Not Applicable	Not Applicable	Not Applicable	Not Applicable	Not Applicable	Not Applicable
8	Sardar Vallabhbhai Patel National Police Academy (SVP-NPA)	0	Not Applicable	Not Applicable	Not Applicable	Not Applicable	Not Applicable	Not Applicable



APPENDIX 7--CENTRAL INVESTIGATION AGENCIES & OTHER CENTRAL POLICE ORGANIZATIONS (CPOs) WISE PAY SCALES FROM THE RANK OF CONSTABLE TO DY. SUPERINTENDENT OF POLICE

AS ON 01.01.2020

SL. No.	CENTRAL INVESTIGATION AGENCIES & OTHER CENTRAL POLICE ORGANIZATIONS (CPO)	DY. SP	INSPECTOR	S.I.	A.S.I.	HEAD CONSTABLE	CONSTABLE
(1)	(2)	(3)	(4)	(5)	(6)	(7)	(8)
1	Bureau of Police Research & Development (BPR&D)	(i) Level-9 for Dy.SP (Training/ Instructor) (ii) Level-7 for Dy.SP	(i) Level-7 for Inspector CAPT (ii) Level-6 for Inspector	(i) Level-6 for Sub-Inspector CAPT (ii) Level-5 for Sub-Inspector	Level-4	(i) Level-4 for H. Constable CAPT (ii) Level-3 for H. Constable	(i) Level-3 for Constable CAPT, BPR&D-2 Post (ii) Level-2 for Constable CDTI Jaipur, Ghaziabad (iii) Level-1, 3 for Constable, BPR&D, CDTI, Chandigarh, Hyderabad and Kolkata
2	Central Bureau of Investigation (CBI)	Level-10	Level-8	Level-7	Level-5	Level-4	Level-3
3	Directorate of Coordination Police Wireless (DCPW)	Level-8	Level-7	Level-6	Level-5	Level-4	Level-3
4	Lok Nayak Jayaprakash Narayan National Institute of Criminology & Forensic Science (LNJN-NICFS)	No Combatised Officers/Staff of the ranks mentioned are authorise in this Institute					
5	National Crime Records Bureau (NCRB)	Level-7	(i) Level-7 for Inspector (FP) (ii) Level-6 for Inspector (G)	(i) Level-6 for Sub Inspector (FP) (ii) Level-4 for Sub Inspector (G)	Level-4	(i) Level-3 for H.C (FP) (ii) Level-2 for H.C (G/Drv.)	Level-3
6	North Eastern Police Academy (NEPA)	NA	Pay Level 35400 in the pay band 9300-34800	Pay Level 29200 in the pay band 5200-20200	Pay Level 25500 in the pay band 52500-20200	Pay Level 19900 in the pay band 5200-20200	Pay Level 18000 in the pay band 9300-34800
7	National Investigation Agency (NIA)	Level-10	Level-7	Level-6	Level-5	Level-4	Level-3
8	Sardar Vallabhbai Patel National Police Academy (SVP-NPA)	Part-I (Level-10) Part-II (Level-9)	Part-I (Level-7) Part-II (Level-6)	Part-I (Level-6) Part-II (Level-5)	Level-5	Part-I (Level-4) Part-II (Level-2)	Part-I (Level-3) Part-II (Level-1)

APPENDIX 8-- NUMBER OF CYBER CELLS IN STATE/UT

AS ON 01.01.2020

SI. No.	STATES/UTs	NUMBER OF CYBER CELL(s)	WOMAN CELL(s)	NUMBER OF SOCIAL MEDIA MONITORING CELL(s)
(1)	(2)	(3)	(4)	(5)
1	Andhra Pradesh	1	1	2
2	Arunachal Pradesh	1	1	1
3	Assam	0	0	1
4	Bihar	75	40	76
5	Chhattisgarh	29	1	0
6	Goa	0	0	1
7	Gujarat	10	2	0
8	Haryana	30	24	24
9	Himachal Pradesh	1	0	0
10	Jharkhand	15	5	6
11	Karnataka	1	0	31
12	Kerala	19	20	1
13	Madhya Pradesh	10	51	1
14	Maharashtra	47	47	40
15	Manipur	10	0	3
16	Meghalaya	10	0	4
17	Mizoram	0	1	1
18	Nagaland	1	0	1
19	Odisha	34	537	0
20	Punjab	0	0	24
21	Rajasthan	0	41	1
22	Sikkim	1	0	0
23	Tamil Nadu	7	27	19
24	Telangana	5	3	4
25	Tripura	1	0	1
26	Uttar Pradesh	2	1	1
27	Uttarakhand	13	13	13
28	West Bengal	33	453	2
29	A & N Islands	1	1	1
30	Chandigarh	1	1	1
31	D & N Haveli	1	1	1
32	Daman & Diu	0	2	0
33	Delhi	16	15	NA
34	Jammu and Kashmir	0	13	1
35	Ladakh	0	1	0
36	Lakshadweep	0	0	0
37	Puducherry	1	0	0
All India		376	1,302	262



APPENDIX 9-- ANTI SABOTAGE TEAM (AST) / CHECK TEAM / BOMB DETECTION AND BOMB DISPOSAL SQUAD IN STATE/UT

AS ON 01.01.2020

Sl. No.	STATES/UTs	NUMBER OF ANTI SABOTAGE TEAM (AST) / CHECK TEAM / BOMB DETECTION AND BOMB DISPOSAL SQUAD
(1)	(2)	(3)
1	Andhra Pradesh	160
2	Arunachal Pradesh	1
3	Assam	1
4	Bihar	9
5	Chhattisgarh	65
6	Goa	1
7	Gujarat	47
8	Haryana	7
9	Himachal Pradesh	1
10	Jharkhand	NA
11	Karnataka	41
12	Kerala	5
13	Madhya Pradesh	17
14	Maharashtra	0
15	Manipur	14
16	Meghalaya	4
17	Mizoram	1
18	Nagaland	16
19	Odisha	18
20	Punjab	46
21	Rajasthan	16
22	Sikkim	1
23	Tamil Nadu	62
24	Telangana	13
25	Tripura	7
26	Uttar Pradesh	86
27	Uttarakhand	4
28	West Bengal	198
29	A & N Islands	2
30	Chandigarh	1
31	D & N Haveli	0
32	Daman & Diu	0
33	Delhi	NA
34	Jammu and Kashmir	26
35	Ladakh	2
36	Lakshadweep	0
37	Puducherry	1
All India		873

APPENDIX 10-- NUMBER AND NAME OF POLICE APPS FOR CITIZENS IN STATE/UT

AS ON 01.01.2020

Sl. No	STATES/UTs	NUMBER OF POLICE APPS FOR CITIZENS	NAMES OF POLICE APPS FOR CITIZENS	NUMBER OF DOWNLOADS (APPROX.)
(1)	(2)	(3)	(4)	(5)
1	Andhra Pradesh	3	Disha	1.44 Lakhs +
			LHMS, A.P. Police	9 Lakhs +
			A.P. e. Challan	10 Lakhs +
2	Arunachal Pradesh	0	0	0
3	Assam	7	505 Emergency Help	NP
			Find Police Station	NP
			Complaint Registration	NP
			Helpline No.	NP
			Theft Vehicle (India)	NP
			Talash/Missing	NP
			Persons Citizen Tip	NP
4	Bihar	1	BIHAR POLICE HELPLINE	10,000 +
5	Chhattisgarh	3	CG-Cop.	5,000 +
			CG-Dial112	1,000 +
			Citizen-Cop.	5,00,000 +
6	Goa	0	0	0
7	Gujarat	0	0	0
8	Haryana	1	Durga Shakti	165359
9	Himachal Pradesh	5	SHAKTI BUTTON	13583
			ESSR(EMERGENCY RESPONSE SUPPORT SYSTEM)	5653
			CRIME FREE HIMACHAL	2150
			DRUG FREE HIMACHAL	10000+
			HP POLICE	10000+
10	Jharkhand	1	Shakti App	NA
11	Karnataka	6	KSP APP	48789
			SURAKSHA	250533
			NAMMA 100	7104
			KNOW YOUR POLICE STATION	12660
			E-LOST REPORT	335780
			SUBHAHU	630
12	Kerala	5	DIAL A COAP	10500
			REKSHA	12000
			KNOW YOUR JURISDICTION	850
			TRAFFIC GURU	9500
			SAFE SABRIMALA	5255
13	Madhya Pradesh	2	mpecop	109500
			mpcctv	7100



APPENDIX 10 -- (CONTINUED . . .)

SI. No	STATES/UTs	NUMBER OF POLICE APPS FOR CITIZENS	NAMES OF POLICE APPS FOR CITIZENS	NUMBER OF DOWNLOADS (APPROX.)
(1)	(2)	(3)	(4)	(5)
14	Maharashtra	5	Citizen Portal, Maharashtra Police	10000+
			M-Passport - Online passport application verification using tablet at applicant residential	NA
			(Sindhudurg) Sindhu Police App - Started on 7th May 2020. With the help of Sindhu Police App people can inform Police Dept. about various illegal activities with real time photograph along with the location with longitude and latitude details.	593
			(Aurangabad Rural) Aurangabad Gramin Police App - Started on 1st April 2020. To help people in distress situation.	1371
			(Gadchiroli) Rojgar Melava - Started on 16th Sept.2019 - This mobile application has been prepared on behalf of Gadchiroli Police for making available job opportunities to the people of Gadchiroli District through Civic Action Group of Gadchiroli Police.	4662
15	Manipur	0	0	0
16	Meghalaya	0	0	0
17	Mizoram	1	Mizoram Safety App	5000
18	Nagaland	1	FIR Apps at Police Control Room	274
19	Odisha	1	SAHAYATA	14269
20	Punjab	1	PP Saanjh	91145
21	Rajasthan	1	RAJCOP CITIZEN	581000+
22	Sikkim	0	0	0
23	Tamil Nadu	5	TN Police Citizens Services	100K+
			KAVALAN	1M+
			DIGICOP	100K+
			KAVALAR ANGADI	21279
			Crime and Criminal Traking Network System	16710
24	Telangana	6	Hacheye App	2982076
			TS-COP	NP
			Tech Data	NP
			Police Work Force Management Saystem (PWFSM)	NP
			Jail Release (JRMS)	NP
			Verifast	NP
25	Tripura	1	112 India	95
26	Uttar Pradesh	1	112 PROVIDED BY MHA	NA
27	Uttarakhand	1	Dev Bhumi Mobile APP	50284
28	West Bengal	1	Bondhu Kolkata Police Citizen	6194
29	A and N Islands	1	LOST REPORT APP	56

APPENDIX 10 -- (CONTINUED . . .)

Sl. No	STATES/UTs	NUMBER OF POLICE APPS FOR CITIZENS	NAMES OF POLICE APPS FOR CITIZENS	NUMBER OF DOWNLOADS (APPROX.)
(1)	(2)	(3)	(4)	(5)
30	Chandigarh	1	e-sathi	60000
31	Dadra and Nagar Haveli	0	0	0
32	Daman and Diu	0	0	0
33	Delhi	9	Lost Report	10566445
			Himmat App	205540
			Himmat Plus App	108694
			M.V Theft	194931
			Property Theft App	498778
			One Touch	10524
			Traffic Violations reported by Traffic Sentinel on Mobile App	455258
			Sr. Citizen App	23469
			Tatpar App	27710
34	Jammu and Kashmir	6	JK Police news App	10880
			JKPS Women safety App	881
			Suvidha JK Police	NA
			Katra Police App	NA
			AVTAR	NA
			Sahulat	NA
35	Ladakh	0	0	0
36	Lakshadweep	0	0	0
37	Puducherry	2	MITRA	15,000 +
			112 Dail	50,000 +
TOTAL		78		



APPENDIX 11- STATE/UT WISE POLICE UNIVERSITIES IN INDIA

AS ON 01.01.2020

SI. No	STATES/UTs	TOTAL NO OF POLICE UNIVERSITIES	NAME OF INSTITUTE	TELEPHONE NO.	FAX NO.	MOBILE NO
(1)	(2)	(3)	(4)	(5)	(6)	(7)
1	Andhra Pradesh	0				
2	Arunachal Pradesh	0				
3	Assam	0				
4	Bihar	0				
5	Chhattisgarh	0				
6	Goa	0				
7	Gujarat	0				
8	Haryana	0				
9	Himachal Pradesh	0				
10	Jharkhand	0				
11	Karnataka	0				
12	Kerala	0				
13	Madhya Pradesh	0				
14	Maharashtra	0				
15	Manipur	0				
16	Meghalaya	0				
17	Mizoram	0				
18	Nagaland	0				
19	Odisha	0				
20	Punjab	0				
21	Rajasthan	1	Sardar Patel University of Police Security and Criminal Justice, Jodhpur, Rajasthan	-	-	8769941986
22	Sikkim	0				
23	Tamil Nadu	0				
24	Telangana	0				
25	Tripura	0				
26	Uttar Pradesh	0				
27	Uttarakhand	0				
28	West Bengal	0				
29	A and N Islands	0				
30	Chandigarh	0				
31	Dadra and Nagar Haveli	0				
32	Daman and Diu	0				
33	Delhi	0				
34	Jammu and Kashmir	0				
35	Ladakh	0				
36	Lakshadweep	0				
37	Puducherry	0				
TOTAL		1				

APPENDIX 12- POLICE HELPLINE NUMBERS IN STATE/UT

AS ON 01.01.2020

SI. No	STATES/UTs	NUMBER OF POLICE HELPLINE NUMBERS	POLICE HELPLINE NUMBER	PURPOSE OF HELPLINE NUMBER
(1)	(2)	(3)	(4)	(5)
1	Andhra Pradesh	6	112	Police Emergency Service
			100	Police Emergency Services
			14400	Toll free no. to complaint about corruption
			1064	Toll free no. to complaint about corruption
			1100	Toll free no. to receive any complaint
			9121211100	To receive cyber complaint
2	Arunachal Pradesh	2	112	ERSS
			181	Women & Child Helpline
3	Assam	7	100	Citizen Complaint
			0361-2521242	DG Control
			0361-2381511	SB Control
			0361-236620	SB Control
			0361-2464557	City Police Control
			0361-2464558	City Police Control
			0361-2460303	Citizen Portel Helpline
4	Bihar	2	100	State Control Room
			18603456999	Citizen Grivance Redressel Helpline
5	Chhattisgarh	7	1036	SC/ST Complaint
			0771-2331365	SC/ST Crime
			0771-2511100	Juvenile Complaint
			0771-2511388	CID Crime Desk Cell
			0771-2211409	Legal Section-1
			0771-2511253	Senior Citizen Cell
			0771-2211402	SCRB
6	Goa	5	1098	Child Helpline
			1091	Woman Helpline
			1090	Senior Citizen helpline
			1093	Coastal Terror helpline
			100/112	Police Helpline
7	Gujarat	2	181 (Abhayam)	For Woman Protection
			155260	This Help Line Provide Instant Help To Victims of Different Type Cyber Crime
8	Haryana	3	112	Control Room
			1091	Woman Helpline Number
			1098	Children helpline
9	Himachal Pradesh	11	1091	Woman Helpline Number For Immediate Response
			1515	Gudiya Helpline For WOMAN Safety
			112	Emergency Response Support System For General Public
			1090	Hoshiar Helpline For General Public Safety I.E Illegal Mining, Mafia & Encroachment Etc.
			9459100100	Complaint Through Sms/Whatsapp
			0177-2629893	Vigilance And Anti Corruption Bureau
			8988700100	Report Corruption Through Whatsapp
			0177- 2621714,155260, 108001800191 & 191	Report Cyber Crime



APPENDIX 12 -- (CONTINUED . . .)

SI. No	STATES/UTs	NUMBER OF POLICE HELPLINE NUMBERS	POLICE HELPLINE NUMBER	PURPOSE OF HELPLINE NUMBER
(1)	(2)	(3)	(4)	(5)
10	Jharkhand	8	100	For all types of public complaints
			112	same as Dial-100
			8987790677	City Control Room, For public complaints and help, law and order issues.
			6512215855	For monitoring VIP movements, Daily law and order problems.
			8987790674	Cyber cell, Cyber related issues.
			9771432103	Woman helpline No.
			8877444444	Child Helpline No.
			9771432133	Cyber Crime
11	Karnataka	6	112	Respond Public Emergencies.
			100	Emergency
			1090	Elder Helpline
			1091	WOMAN Helpline
			1095	Traffic Helpline
			1908	NDPS Helpline
12	Kerala	6	100	Police Station
			0471-324 3000/4000/5000	Police Helpline
			9846 100 100	Police High Way Helpline
			1090	Crime Stopper
			1091 , 181	Woman Helpline
			94979 00000	Kerala Police Message Centre
13	Madhya Pradesh	3	1090	Providing help to women, children and old age persons in distress, state wide 24X7.
			100	To Empower Citizens of State To Connect To Police And Get Police Assistance Any Time ,Any Where At Very Short Response Time.
			112	As Per Direction of Govt. of India A Single Emergency Number (ERSS)- 112 (Emergency Response Support System) Has Been Started To Empower Citizens of State To Connect To Police , Fire And Health Releted Emergencies.
14	Maharashtra	4	022-22822631,	To streamline the Administrative work of the State Police Control Room.
			22026636,	
			22026680,	
			22873318	
15	Manipur	10	3852450214	To Receive Complaint From General Public
			3852452669	To Receive Complaint From General Public
			3848223901	To Receive Complaint From General Public
			3848261102	To Receive Complaint From General Public
			9366612658	To Receive Complaint From General Public
			9612700785	To Receive Complaint From General Public
			9612601300	To Receive Complaint From General Public
			6909161233	To Receive Complaint From General Public
			7005613645	To Receive Complaint From General Public

APPENDIX 12 -- (CONTINUED . . .)

SI. No	STATES/UTs	NUMBER OF POLICE HELPLINE NUMBERS	POLICE HELPLINE NUMBER	PURPOSE OF HELPLINE NUMBER
(1)	(2)	(3)	(4)	(5)
16	Meghalaya	11	0364-2215427 / 2222214 / 2222215	East Khasi Hills District Police Control Room
			9856084514 / 8730940080	Ri Bhoi District Police Control Room
			9774065467	West Jaintia Hills District Police Control Room
			9366498499 / 6909642019	West Khasi Hills District Police Control Room
			8730065429 / 9485397197	West Garo Hills District Police Control Room
			8732849310 / 9436369561	South West Garo Hills District Police Control Room
			8794765696 / 8974271342	East Garo Hills District Police Control Room
			9383018810 / 700526894	North Garo Hills District Police Control Room
			7005457449 / 9612612805	South Garo Hills District Police Control Room
			8787477989 / 8413866765	East Jaintia Hills Police Control Room
9366584905	South West Khasi Hills District Police Control Room			
17	Mizoram	1	112	Emergency Response Support System (ERSS) – for responding emergency cases.
18	Nagaland	2	2242511	Control Room
			112	Emergency Response Support System
19	Odisha	3	100	Local Police
			1093	Coastal Security
			155260	NCRB Portal
20	Punjab	3	Dial- 112 (ERSS)	In Indian historically, we have had different phone numbers to call Police, Fire & Ambulance services namely 100, 102, 103, which are not routed to a Centrally Emergency Response Dispatcher. This leads to confusion in the public about emergency contact number. To provide for speedy Justice and enhanced punishment for Criminals in sexual assault cases of extreme nature, Ministry of Home Affairs, Govt. of India has started one single Helpline Dial-112 under Emergency Response Support System (ERSS) to call Police, Fire and Ambulance Services. The project is conceived to bridge the existing gaps and meet the current challenges being faced by major police force in the country for an immediate emergency response system specifically inclined towards WOMAN issues.
			181-Women Helpline What'app (769618181)	Dial-181 Punjab Police Helpline is helpline as well as State-wide grievance redressal platform, which provides round-the-clock assistance to women, children, senior citizens, NRIs and other citizens who are in need of police responses, support and assistance. It provides a free and easy way for the citizens to share various police-related concerns and grievances, follow up on their complaints made to different police units and offices, and provide valuable feedback on the functioning of the Police to District Police Chiefs, Senior Police Officers as well as the higher authorities.
			Dial-100	Merged in Dial-112
21	Rajasthan	3	100	Emergency police helpline number
			112	Emergency police helpline number
			1090	Emergency Women police helpline number

APPENDIX 12 -- (CONTINUED . . .)

SI. No	STATES/UTs	NUMBER OF POLICE HELPLINE NUMBERS	POLICE HELPLINE NUMBER	PURPOSE OF HELPLINE NUMBER
(1)	(2)	(3)	(4)	(5)
30	Chandigarh	3	1091	Women Helpline
			1092	Senior Citizen Helpline
			1073	Traffic
31	Dadra and Nagar Haveli	4	112	Emergency Helpline No.for Police, Fire and Medical
			100	Police Helpline Number
			155260	Cyber Crime Reporting Helpline No. (Mapped with Control Room No.1260-2642130
			0260-2642130	Control Room Number
32	Daman and Diu	2	100	Police Assistance
			112	Police Assistance
33	Delhi	9	1090	Eyes & Ears Scheme
			1091	Women Helpline
			1093	People of North-Eastern State and Jammu & Kashmir
			1096	Anti-stalking Helpline
			1291	Child, Student and Senior Citizen Helpline
			155270	Anti Noise Pollution
			155271	Anti Mob Violence
			8750871111	Foreign Nationals
34	Jammu and Kashmir	1	100	Public out reach/ Public Greivances/ Drugs meanace/ SANJY/ Election/ Women helpdesk etc.
			112	Police, CAT & Fire
35	Ladakh	7	01985-232275	Access of common people/officials use
			01985-232202	Access of common people/officials use
			01985-232210	Access of common people/officials use
			01982-25880	Access of common people/officials use
			01982-252018	Access of common people/officials use
			01982-252375	Access of common people/officials use
			100	Any emergency
36	Lakshadweep	1	100	Whole Emergency
37	Puducherry	4	100	Emergency Response
			1031	Crime, Criminals & Corruption
			1073	Traffic Relates
			112	Emergency



APPENDIX-13-- POLICE BANDS IN STATE/UT

AS ON 01.01.2020

SI. No.	STATES/UTs	NUMBER OF POLICE BANDS UNITS
(1)	(2)	(3)
1	Andhra Pradesh	1
2	Arunachal Pradesh	1
3	Assam	22
4	Bihar	4
5	Chhattisgarh	2
6	Goa	1
7	Gujarat	54
8	Haryana	1
9	Himachal Pradesh	2
10	Jharkhand	2
11	Karnataka	53
12	Kerala	8
13	Madhya Pradesh	10
14	Maharashtra	63
15	Manipur	8
16	Meghalaya	1
17	Mizoram	3
18	Nagaland	9
19	Odisha	3
20	Punjab	5
21	Rajasthan	39
22	Sikkim	1
23	Tamil Nadu	1
24	Telangana	14
25	Tripura	10
26	Uttar Pradesh	NA
27	Uttarakhand	4
28	West Bengal	39
29	A & N Islands	2
30	Chandigarh	2
31	D & N Haveli	1
32	Daman & Diu	0
33	Delhi	2
34	Jammu and Kashmir	4
35	Ladakh	0
36	Lakshadweep	0
37	Puducherry	1
	All India	373

APPENDIX-14 -- NUMBER OF STUDENT POLICE CADETS (SPC) PROJECT SCHOOLS & STUDENT POLICE CADETS (SPC) IN STATE/UT

AS ON 01.01.2020

SI. No.	STATES/UTs	NUMBER OF STUDENT POLICE CADETS (SPC) PROJECT SCHOOLS	NUMBER OF STUDENT POLICE CADETS (SPC)
(1)	(2)	(3)	(4)
1	Andhra Pradesh	558	1,10,661
2	Arunachal Pradesh	49	1,689
3	Assam	-	-
4	Bihar	913	2,764
5	Chhattisgarh	135	6,540
6	Goa	22	660
7	Gujarat	953	52,815
8	Haryana	225	9,865
9	Himachal Pradesh	60	1,840
10	Jharkhand	198	23,564
11	Karnataka	116	4,360
12	Kerala	701	60,104
13	Madhya Pradesh	9	-
14	Maharashtra	-	-
15	Manipur	20	-
16	Meghalaya	-	-
17	Mizoram	16	704
18	Nagaland	15	660
19	Odisha	40	1,652
20	Punjab	-	-
21	Rajasthan	1,000	22,000
22	Sikkim	-	-
23	Tamil Nadu	1,117	49,148
24	Telangana	409	17,569
25	Tripura	121	5,359
26	Uttar Pradesh	2,512	75,000
27	Uttarakhand	144	4,081
28	West Bengal	-	-
29	A & N Islands	10	270
30	Chandigarh	-	-
31	D & N Haveli	10	440
32	Daman & Diu	19	634
33	Delhi	2	-
34	Jammu and Kashmir	71	2,617
35	Ladakh	-	-
36	Lakshadweep	6	264
37	Puducherry	9	258
All India		9,460	3,44,857



APPENDIX-15 -- ANTI SABOTAGE TEAMs (AST) / CHECK TEAMs / BOMB DETECTION AND BOMB DISPOSAL SQUADs IN CAPF

AS ON 01.01.2020

SL. NO.	CENTRAL ARMED POLICE FORCE & SPECIALISED FORCE	NUMBER OF ANTI SABOTAGE TEAMs (AST) / CHECK TEAMs / BOMB DETECTION AND BOMB DISPOSAL SQUADs
(1)	(2)	(3)
1	Assam Rifles	NA
2	Border Security Force	NA
3	Central Industrial Security Force	251
4	Central Reserve Police Force	168
5	Indo-Tibetan Border Police	17
6	National Disaster Response Force	NA
7	National Security Guards	6
8	Railway Protection Force	30
9	Sashastra Seema Bal	6
TOTAL		478

APPENDIX-16 -- NUMBER OF ANIMALS IN THE CENTRAL INVESTIGATION AGENCIES & OTHER CENTRAL POLICE ORGANIZATIONS (CPOs)

AS ON 01.01.2020

SL. NO.	CENTRAL INVESTIGATION AGENCIES & OTHER CENTRAL POLICE ORGANIZATIONS (CPOs)	TRACKER DOGS	SNIFFER DOGS	HORSES	CAMELS	ANY OTHER	TOTAL
(1)	(2)	(3)	(4)	(5)	(6)	(7)	(8)
1	Bureau of Police Research & Development (BPR&D)	0	0	0	0	0	0
2	Central Bureau of Investigation (CBI)	NA	NA	NA	NA	NA	0
3	Directorate of Coordination Police Wireless (DCPW)	0	0	0	0	0	0
4	Lok Nayak Jayaprakash Narayan National Institute of Criminology & Forensic Science (LNJN-NICFS)	NP	NP	NP	NP	NP	0
5	National Crime Records Bureau (NCRB)	0	0	0	0	0	0
6	North Eastern Police Academy (NEPA)	NA	NA	10	NA	NA	10
7	National Investigation Agency (NIA)	0	0	0	0	0	0
8	Sardar Vallabhbhai Patel National Police Academy (SVP-NPA)	0	0	48	0	0	48
TOTAL		0	0	58	0	0	58



DATA ON POLICE ORGANIZATIONS

APPENDIX-17 -- BUDGET & EXPENDITURE OF CENTRAL INVESTIGATION AGENCIES & OTHER CENTRAL POLICE ORGANIZATIONS (CPOs) (FIGURES IN CRORES OF RUPEES)

AS ON 01.01.2020

SL. NO.	CENTRAL INVESTIGATION AGENCIES & OTHER CENTRAL POLICE ORGANIZATIONS (CPOs)	FINANCIAL YEAR		FINANCIAL YEAR	
		2018-19 (REVISED)		2019-20 (TENTATIVE)	
		TOTAL BUDGET	TOTAL EXPENDITURE	TOTAL BUDGET	TOTAL EXPENDITURE
(1)	(2)	(3)	(4)	(5)	(6)
1	Bureau of Police Research & Development (BPR&D)	143.70	90.08	161.60	123.63
2	Central Bureau of Investigation (CBI)	798.74	772.66	798.00	683.74
3	Directorate of Coordination Police Wireless (DCPW)	97.30	80.11	114.23	114.00
4	Lok Nayak Jayaprakash Narayan National Institute of Criminology & Forensic Science (LNJN-NICFS)	30.67	28.78	28.73	1.71
5	National Crime Records Bureau (NCRB)	47.38	44.93	72.12	72.12
6	North Eastern Police Academy (NEPA)	50.09	49.32	36.71	34.99
7	National Investigation Agency (NIA)	177.21	170.42	167.85	133.17
8	Sardar Vallabhbhai Patel National Police Academy (SVP-NPA)	142.25	140.65	142.33	138.24
TOTAL		1,487.34	1,376.95	1,521.57	1,301.5953

APPENDIX-18 -- ACTUAL STRENGTH OF VEHICLES AVAILABLE WITH CENTRAL INVESTIGATION AGENCIES & OTHER CENTRAL POLICE ORGANIZATIONS (CPOs)

AS ON 01.01.2020

SL. NO.	CENTRAL INVESTIGATION AGENCIES & OTHER CENTRAL POLICE ORGANIZATIONS (CPOs)	HEAVY DUTY	MEDIUM DUTY	LIGHT DUTY	THREE WHEELERS	TWO WHEELERS	SPECIAL PURPOSE VEHICLES	TOTAL NUMBERS OF VEHICLES
(1)	(2)	(3)	(4)	(5)	(6)	(7)	(8)	(9)
1	Bureau of Police Research & Development (BPR&D)	6	9	34	-	15	1	65
2	Central Bureau of Investigation (CBI)	-	-	575	-	459	-	1,034
3	Directorate of Coordination Police Wireless (DCPW)	1	-	6	-	39	-	46
4	Lok Nayak Jayaprakash Narayan National Institute of Criminology & Forensic Science (LNJN-NICFS)	1	-	7	-	-	-	8
5	National Crime Records Bureau (NCRB)	-	2	7	-	4	-	13
6	North Eastern Police Academy (NEPA)	9	5	21	-	5	-	40
7	National Investigation Agency (NIA)	1	6	114	-	88	-	209
8	Sardar Vallabhbhai Patel National Police Academy (SVP-NPA)	7	8	22	-	36	5	78
TOTAL		25	30	786	-	646	6	1,493



DATA ON POLICE ORGANIZATIONS

APPENDIX-19 -- FAMILY QUARTERS AVAILABLE WITH CENTRAL INVESTIGATION AGENCIES & OTHER CENTRAL POLICE ORGANIZATIONS (CPOs)

AS ON 01.01.2020

SL. NO.	CENTRAL INVESTIGATION AGENCIES & OTHER CENTRAL POLICE ORGANIZATIONS (CPOs)	FAMILY QUARTERS FOR			
		DY. SP & ABOVE	ASI TO INSPECTOR	CONSTABLE & HEAD CONSTABLE	TOTAL
(1)	(2)	(3)	(4)	(5)	(6)
1	Bureau of Police Research & Development (BPR&D)	39	42	99	180
2	Central Bureau of Investigation (CBI)	226	402	910	1,758
3	Directorate of Coordination Police Wireless (DCPW)	10	180	210	400
4	Lok Nayak Jayaprakash Narayan National Institute Of Criminology & Forensic Science (LNJN-NICFS) #	-	-	-	-
5	National Crime Records Bureau (NCRB)	-	-	-	-
6	North Eastern Police Academy (NEPA)	20	42	156	218
7	National Investigation Agency (NIA)	39	46	83	168
8	Sardar Vallabhbhai Patel National Police Academy (SVP-NPA)	30	48	272	350
TOTAL		364	760	1,730	3,074

Institute has 34 staff quarters presently available for its officers & staff. 33 more staff quarters are under construction.

**APPENDIX-20 -- EXPENDITURE ON HOUSING OF CPOs IN THE FINANCIAL YEAR 2018-2019
(REVISED) (Rs. IN CRORES)**

SL. NO.	CENTRAL INVESTIGATION AGENCIES & OTHER CENTRAL POLICE ORGANIZATIONS (CPOs)	TOTAL EXPENDITURE BY POLICE HOUSING CORPORATIONS
(1)	(2)	(3)
1	Bureau of Police Research & Development (BPR&D)	0
2	Central Bureau of Investigation (CBI)	NA
3	Directorate of Coordination Police Wireless (DCPW)	0
4	Lok Nayak Jayaprakash Narayan National Institute of Criminology & Forensic Science (LNJN-NICFS)	NA
5	National Crime Records Bureau (NCRB)	0
6	North Eastern Police Academy (NEPA)	0
7	National Investigation Agency (NIA)	51.65
8	Sardar Vallabhbhai Patel National Police Academy (SVP-NPA)	7.56
TOTAL		59.21



**APPENDIX-21 -- EXPENDITURE ON HOUSING OF CPOs IN THE FINANCIAL YEAR 2019-2020
(TENTATIVE) (Rs. IN CRORES)**

SL. NO.	CENTRAL INVESTIGATION AGENCIES/OTHER POLICE ORGANISATIONS (CPOs)	TOTAL EXPENDITURE BY POLICE HOUSING CORPORATIONS
(1)	(2)	(3)
1	Bureau of Police Research & Development (BPR&D)	0
2	Central Bureau of Investigation (CBI)	-
3	Directorate of Coordination Police Wireless (DCPW)	0
4	Lok Nayak Jayaprakash Narayan National Institute of Criminology & Forensic Science (LNJN-NICFS)	NA
5	National Crime Records Bureau (NCRB)	0
6	North Eastern Police Academy (NEPA)	0
7	National Investigation Agency (NIA)	40
8	Sardar Vallabhbhai Patel National Police Academy (SVP-NPA)	7.71
TOTAL		47.71



NOTES



NOTES



पुलिस अनुसंधान एवं विकास ब्यूरो
गृह मंत्रालय, भारत सरकार

BUREAU OF POLICE RESEARCH AND DEVELOPMENT
Ministry of Home Affairs, Govt. of India

National Highway-8, (Service Road), Mahipalpur, New Delhi - 110037
Phone : 011-26734933